



Power terminals

Distribution

Enclosures & accessories



The solution for

- Electrical distribution.



Conformity to standards

- IEC 60439-1
- DIN 46206



Function

SOCOMEK **power terminals** provide connections for power circuits. They consist of connection plates fixed onto insulating brackets.

Characteristics

General characteristics

- Tin-plated aluminium plates.
- High dielectric strength.
- High mechanical resistance.
- High resistance to damp heat (supplied "tropicalised").

Composition of the range

- 5 terminal models from 250 to 630 A, with 3 and 4 poles.
- 2 methods of connection:
 - by lugs,
 - by cable clamps.
- Accessories: Inter-phase screen, front cover to protect against unintentional contact.

Type 1

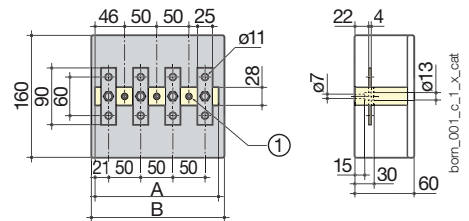
References

$I_{max}(A)$	Top connections by	Bottom connections by	No. of poles	A (mm)	B (mm)	Reference
250	lugs	lugs	3 P	142	151	4501 0003 ⁽¹⁾
250	lugs	lugs	4 P	192	201	4501 0004 ⁽¹⁾

⁽¹⁾ Terminals supplied without terminal shroud.

Accessories	Reference
Type	
Protective cover for 3 pole terminals	4501 1003
Protective cover for 4 pole terminals	4501 1004

Dimensions



1. M6 screws mounting.

Type 2

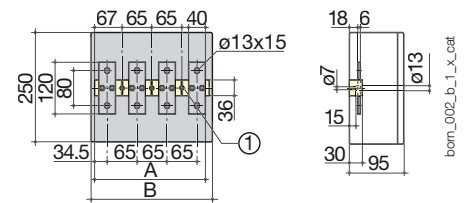
References

I _{max} (A)	Top connections by	Bottom connections by	No. of poles	A (mm)	B (mm)	Reference
630	lugs	lugs	3 P	197	206	4502 0003 ⁽¹⁾
630	lugs	lugs	4 P	262	271	4502 0004 ⁽¹⁾

(1) Terminals supplied without terminal shroud.

Accessories		Reference
Type		
Protective cover for 3 pole terminals		4502 1003
Protective cover for 4 pole terminals		4502 1004
Inter-phase screen		4500 0107

Dimensions



1. M6 screws mounting.

bom_002_b_1_x_cat

Type 3

References

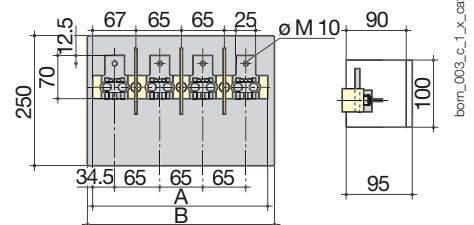
I _{max} (A)	Top connections by	Bottom connections by	No. of poles	A (mm)	B (mm)	Reference
400	lugs	cable clamps ⁽¹⁾	3 P	197	206	4503 0003 ⁽²⁾
400	lugs	cable clamps ⁽¹⁾	4 P	262	271	4503 0004 ⁽²⁾

(1) 185 mm² cable clamps included.

(2) Terminals supplied without terminal shroud.

Accessories		Reference
Type		
Protective cover for 3 pole terminals		4502 1003
Protective cover for 4 pole terminals		4502 1004
Inter-phase screen		4500 0106

Dimensions



bom_003_c_1_x_cat

Type 4

References

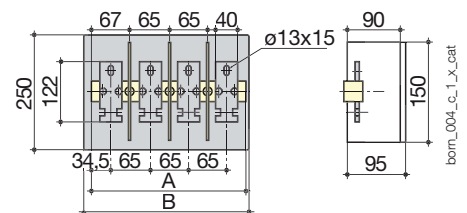
I _{max} (A)	Top connections by	Bottom connections by	No. of poles	A (mm)	B (mm)	Reference
500	lugs	cable clamps ⁽¹⁾	3 P	197	206	4504 0003 ⁽²⁾
500	lugs	cable clamps ⁽¹⁾	4 P	262	271	4504 0004 ⁽²⁾

(1) 240 mm² cable clamps non included.

(2) Terminals supplied without terminal shroud.

Accessories		Reference
Type		
Protective cover for 3 pole terminals		4502 1003
Protective cover for 4 pole terminals		4502 1004
Inter-phase screen		4500 0107

Dimensions



bom_004_c_1_x_cat

Type 5

References

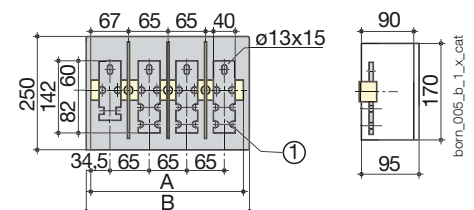
I _{max} (A)	Connections by	Connections by	No. of poles	A (mm)	B (mm)	Reference
630	lugs	cable clamps ⁽¹⁾	3 P	197	206	4505 0003 ⁽²⁾
630	lugs	cable clamps ⁽¹⁾	4 P	262	271	4505 0004 ⁽²⁾

(1) 300 mm² cable clamps non included.

(2) Terminals supplied without terminal shroud.

Accessories		Reference
Type		
Protective cover for 3 pole terminals		4502 1003
Protective cover for 4 pole terminals		4502 1004
Inter-phase screen		4500 0108

Dimensions



1. For 300 mm² cable clamps.

bom_005_b_1_x_cat