

# 170ADI35000

discrete input module Modicon Momentum - 32 Input  
24 V DC



## Main

Range of product	Modicon Momentum automation platform
Product or component type	Discrete inputs base DC
Group of channels	2 groups of 16 inputs
Discrete input number	32 IEC 1131-2 Type 1
Discrete input voltage	24 V DC
Protective treatment	TC

## Complementary

Discrete input logic	Positive
Input voltage limits	24 V
Voltage range	- 3...30 V
Voltage state 0 guaranteed	-3...5 V
Voltage state 1 guaranteed	11...30 V
Current state 0 guaranteed	<= 1.2 mA
Current state 1 guaranteed	>= 2.5 mA
Input resistance	4 kOhm
Response time	2.2 ms from state 0 to state 1 3.3 ms from state 1 to state 0
Isolation between channels and bus	500 V AC
Power dissipation	5.5 W typical 8.5 W maximum
Terminals description PLC n°1	(1)IN_DIS#1 (10)IN_DIS#10 (11)IN_DIS#11 (12)IN_DIS#12 (13)IN_DIS#13 (14)IN_DIS#14 (15)IN_DIS#15 (16)IN_DIS#16 (2)IN_DIS#2 (3)IN_DIS#3 (4)IN_DIS#4 (5)IN_DIS#5 (6)IN_DIS#6 (7)IN_DIS#7 (8)IN_DIS#8 (9)IN_DIS#9 (L+)PW_POS (M-)PW_NEG TB
Terminals description PLC n°2	(1)IN_DIS#17 (10)IN_DIS#26 (11)IN_DIS#27 (12)IN_DIS#28 (13)IN_DIS#29 (14)IN_DIS#30 (15)IN_DIS#31 (16)IN_DIS#32 (1L+)PW_POS (2)IN_DIS#18 (2L+)PW_POS (3)IN_DIS#19 (4)IN_DIS#20 (5)IN_DIS#21 (6)IN_DIS#22 (7)IN_DIS#23

The information provided in this documentation contains general descriptions and/or technical characteristics of the products contained herein. This documentation is not intended as a substitute for and is not to be used for determining suitability or reliability of these products for specific user applications. It is the duty of any such user or integrator to perform the appropriate and complete risk analysis, evaluation and testing of the products with respect to the relevant specific application or use thereof. Neither Schneider Electric Industries SAS nor any of its affiliates or subsidiaries shall be responsible or liable for misuse of the information contained herein.

(8)IN\_DIS#24  
(9)IN\_DIS#25  
TB\_1

Marking	CE
Local signalling	32 LEDs channel status
Current consumption	<= 250 mA 24 V DC
Depth	47.5 mm
Height	141.5 mm
Width	125 mm
Product weight	0.2 kg

## Environment

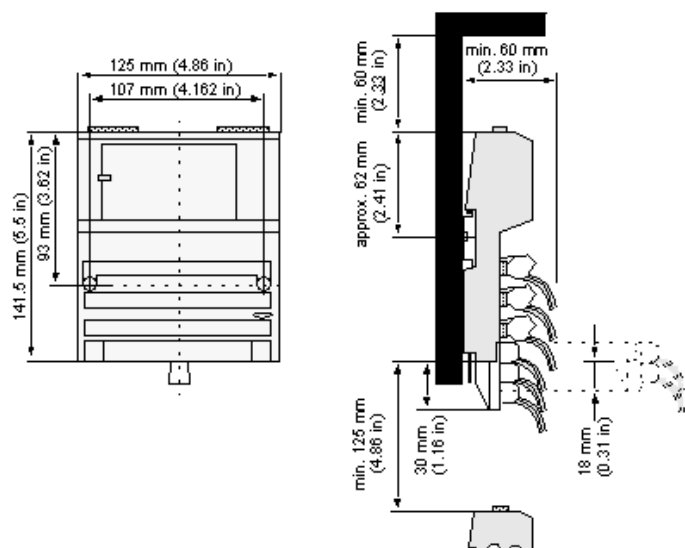
Product certifications	CSA UL
Resistance to electrostatic discharge	4 kV contact IEC 801-2 8 kV on air IEC 801-2
Resistance to electromagnetic fields	10 V/m 80...1000 MHz IEC 801-3
Ambient air temperature for operation	0...60 °C
Ambient air temperature for storage	-40...85 °C
Relative humidity	95 % without condensation
Operating altitude	<= 5000 m

## Offer Sustainability

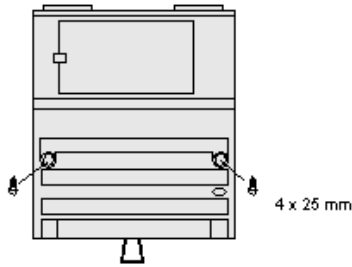
Sustainable offer status	Not Green Premium product
RoHS	Will be Compliant on 4Q2013 Will be Compliant on 4Q2013

## Standard Adapter on a Typical Base

### Dimensions

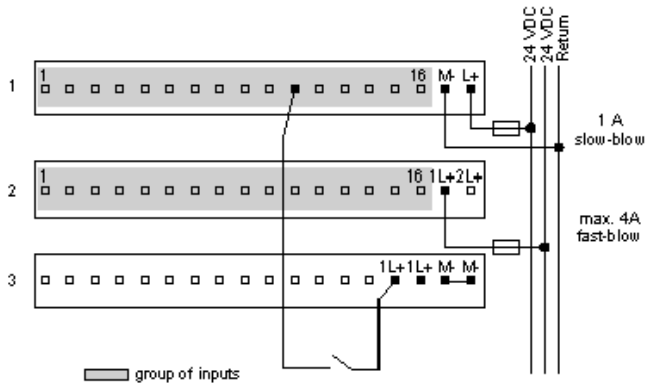


### Mounting on a Wall

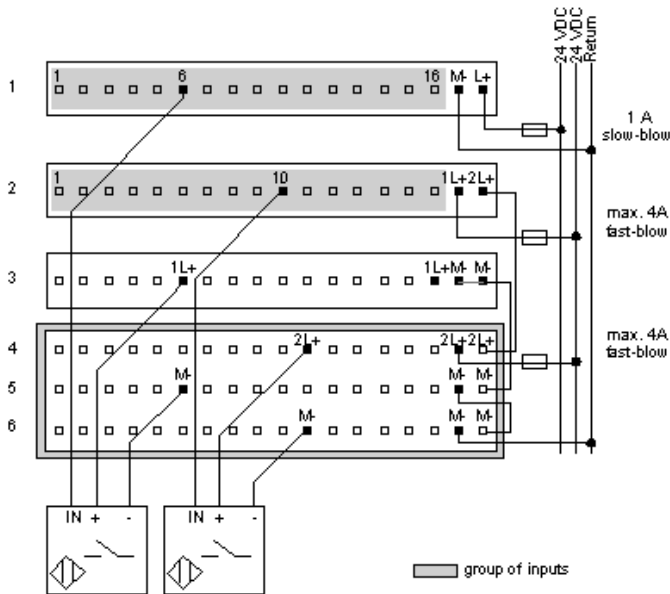


## External Wiring Diagrams

### 2-Wire Device



### 3-Wire Devices



## Internal Pin Connections

Rows 1 through 3 show the internal connections between terminals on the I/O base. Rows 4 through 6 show the internal connections on the optional busbar.

