

Main

Commercial Status	Commercialised
Range of product	Preventa XY2
Product or component type	Latching emergency stop rope pull switch
Device short name	XY2CE
Local signalling	With pilot light
Number of cables	1
Trigger cable maximum length	70 m
Housing colour	Red RAL 3000
Reset	By booted pushbutton
[Us] rated supply voltage	230 V
Contacts type and composition	2 NO + 2 NC
Trigger cable anchor point	RH side
Light block supply	Direct
Connections - terminals	Screw clamp terminal 1 x 0.5...2 x 1.5 mm ²

Complementary

Contacts operation	Slow-break
Tightening torque	0.8...1.2 N.m
Cable entry	3 plain holes for Pg 13.5 cable gland
Mechanical durability	10000 cycles
Distance between cable supports	5 m
[Ie] rated operational current	0.1 A at 250 V DC-13, R300 conforming to EN/IEC 60947-5-1 appendix A 0.75 A at 240 V AC-15, C300 conforming to EN/IEC 60947-5-1 appendix A
[Ithe] conventional enclosed thermal current	10 A
[Ui] rated insulation voltage	400 V, degree of pollution: 3 conforming to EN/IEC 60947-1 300 V conforming to UL 508 300 V conforming to CSA C22-2 No 14
[Uimp] rated impulse withstand voltage	4 kV
Positive opening	With conforming to EN/IEC 60947-5-1 section 3
Resistance across terminals	<= 25 MOhm conforming to NF C 93-050 method A <= 25 MOhm conforming to EN/IEC 60255-7 category 3
Short circuit protection	6 A cartridge fuse, gG conforming to EN/IEC 60269
Height	142 mm
Width	229 mm
Depth	105 mm
Terminals description ISO n°1	(13-14)NO (21-22)NC
Product weight	1.47 kg

The information provided in this documentation contains general descriptions and/or technical characteristics of the performance of the products contained herein. This documentation is not intended as a substitute for and is not to be used for determining suitability or reliability of these products for specific user applications. It is the duty of any such user or integrator to perform the appropriate and complete risk analysis, evaluation and testing of the products with respect to the relevant specific application or use thereof. Neither Schneider Electric Industries SAS nor any of its affiliates or subsidiaries shall be responsible or liable for misuse of the information contained herein.

Environment

Standards	EN/IEC 60947-5-1 EN/IEC 60947-5-5 EN/ISO 13850 UL 508
Safety level	Can reach SIL 3 conforming to EN/IEC 61508 Can reach category 4 conforming to EN/ISO 13849-1 (with the appropriate monitoring system and correctly wired) Can reach PL = e conforming to EN/ISO 13849-1 (with the appropriate monitoring system and correctly wired)
Safety reliability data	B10d = 50000 (value given for a life time of 20 years limited by mechanical or contact wear)
Protective treatment	TC
Ambient air temperature for operation	-25...70 °C
Ambient air temperature for storage	-40...70 °C
Vibration resistance	10 gn (f = 10...300 Hz) conforming to EN/IEC 60068-2-6
Shock resistance	50 gn (11 ms) conforming to EN/IEC 60068-2-27
Class of protection against electric shock	Class I conforming to NF C 20-030 Class I conforming to EN/IEC 61140
IP degree of protection	IP65

RoHS compliance

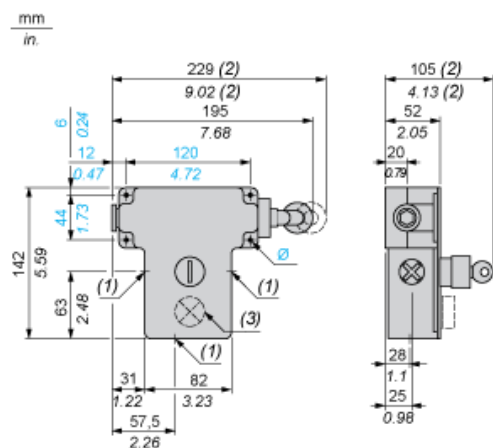
RoHS EUR status	Compliant
RoHS EUR conformity date(YYWW)	0852

Contractual warranty

Period	18 months
--------	-----------

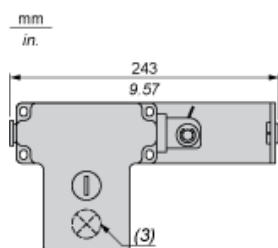
Dimensions

Standalone Product



- (1) 3 plain holes for n° 13 (Pg 13.5) or ISO M20 cable gland.
- (2) Maximum extension.
- (3) Pilot light position when included.
- Ø 4 elongated holes Ø 6 mm/0.24 in.

With Cable Tensioner and Bracket



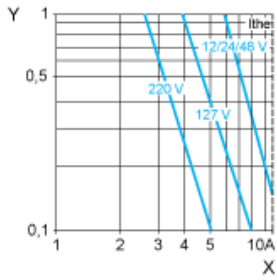
- (1) 3 plain holes for n° 13 (Pg 13.5) or ISO M20 cable gland.
- (2) Maximum extension.
- (3) Pilot light position when included.
- Ø 4 elongated holes Ø 6 mm/0.24 in.

Electrical Durability of Contacts

AC-15 Utilization Category

Operating rate: 3600 operating cycles/hour. Load factor: 0.5.

Inductive circuit



X Current in A
Y Millions of operating cycles

DC-13 Utilization Category

Refer to the product characteristic "Operational power in W".