



### Main

Commercial Status	Commercialised
Range of product	Phaseo Optimum
Product or component type	Safety and isolation transformer
Rated power in VA	160 VA
Input voltage	400 V AC phase to phase, terminal(s): L1-L2 230 V AC single phase, terminal(s): N-L1
Output voltage	230 V AC
Secondary winding	Single
Protective cover	Without
Ambient air temperature for operation	-20...50 °C

### Complementary

Input voltage limits	207...253 V 360...440 V
Network frequency limits	47...63 Hz
Input voltage tolerance	+/- 15 V
Efficiency	88 %
Power dissipation in W	21.8 W
Output sustained overvoltage	7 % (no load, hot state)
Voltage drop at rated load	0.9 %
No load losses	9.1 W
Output protection type	Against short-circuits, protection technology: external Against overvoltage, protection technology: external Against overload, protection technology: external
Connections - terminals	Screw type terminals for output connection, connection capacity: 2 x 4 mm <sup>2</sup> AWG gauge11 Screw type terminals for input ground connection, connection capacity: 1 x 4 mm <sup>2</sup> AWG gauge11 Screw type terminals for input connection, connection capacity: 5 x 4 mm <sup>2</sup> AWG gauge11
Marking	CE
Fixing mode	By 4 screws, screw(s) Ø = 5.8 mm on vertical panel, operating position: vertical By 4 screws, screw(s) Ø = 5.8 mm on vertical panel, operating position: horizontal By 4 screws, screw(s) Ø = 5.8 mm on horizontal panel with derating to 90 %
Electrical insulation class	Class B
Product weight	3.2 kg

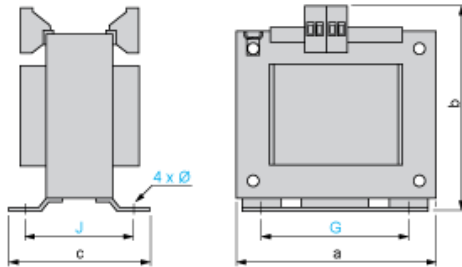
### Environment

Product certifications	UR
IP degree of protection	IP20 conforming to EN/IEC 60529
Protective treatment	TC
Ambient air temperature for storage	-40...80 °C
Class of protection against electric shock	Class I conforming to VDE 0106-1
Dielectric strength	4000 V between primary and secondary 2000 V between winding and ground

### Contractual warranty

Period	18 months
--------	-----------

Dimensions



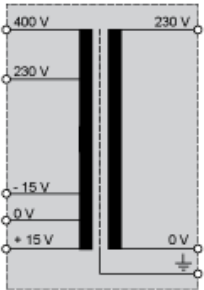
Dimensions in mm

a	b	c	G	J	Ø
106	109	81	80.5	63	5.8

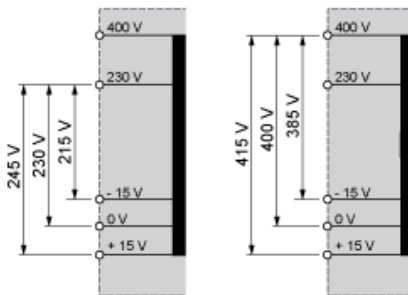
Dimensions in in.

a	b	c	G	J	Ø
4.17	4.29	3.19	3.17	2.48	0.23

Internal Scheme



Primary Voltage Wiring



Secondary Voltage Wiring

