



Main

Commercial Status	Commercialised
Range of product	Phaseo Optimum
Product or component type	Safety and isolation transformer
Rated power in VA	1000 VA
Input voltage	400 V AC phase to phase, terminal(s): L1-L2 230 V AC single phase, terminal(s): N-L1
Output voltage	115 V AC
Secondary winding	Single
Protective cover	Without
Ambient air temperature for operation	-20...50 °C

Complementary

Input voltage limits	207...253 V 360...440 V
Network frequency limits	47...63 Hz
Input voltage tolerance	+/- 15 V
Efficiency	94 %
Power dissipation in W	63.8 W
Output sustained overvoltage	3 % (no load, hot state)
Voltage drop at rated load	0.5 %
No load losses	26.5 W
Short-circuit voltage	0,0304
Output protection type	Against short-circuits, protection technology: external Against overvoltage, protection technology: external Against overload, protection technology: external
Connections - terminals	Screw type terminals for output connection, connection capacity: 2 x 4 mm ² AWG gauge11 Screw type terminals for input ground connection, connection capacity: 1 x 4 mm ² AWG gauge11 Screw type terminals for input connection, connection capacity: 5 x 4 mm ² AWG gauge11
Marking	CE
Fixing mode	By 4 screws, screw(s) Ø = 7 mm on vertical panel, operating position: vertical By 4 screws, screw(s) Ø = 7 mm on vertical panel, operating position: horizontal By 4 screws, screw(s) Ø = 7 mm on horizontal panel with derating to 90 %
Electrical insulation class	Class B
Product weight	14.3 kg

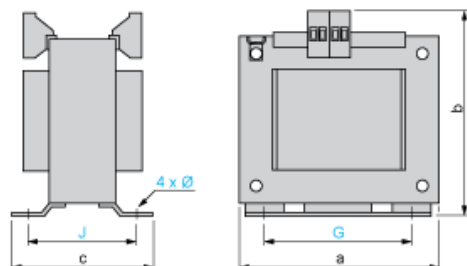
Environment

Product certifications	UR
IP degree of protection	IP20 conforming to EN/IEC 60529
Protective treatment	TC
Ambient air temperature for storage	-40...80 °C
Class of protection against electric shock	Class I conforming to VDE 0106-1
Dielectric strength	4000 V between primary and secondary 2000 V between winding and ground

Contractual warranty

Period	18 months
--------	-----------

Dimensions



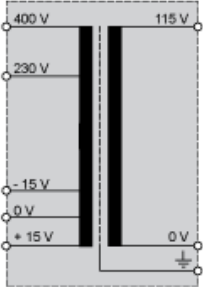
Dimensions in mm

a	b	c	G	J	Ø
174	180	146	135	111.5	7

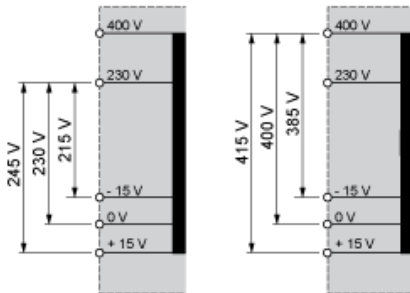
Dimensions in in.

a	b	c	G	J	Ø
6.85	7.09	5.75	5.31	4.39	0.27

Internal Scheme



Primary Voltage Wiring



Secondary Voltage Wiring

