



### Main

Commercial Status	Commercialised
Range of product	Phaseo Optimum
Product or component type	Safety and isolation transformer
Rated power in VA	40 VA
Input voltage	400 V AC phase to phase, terminal(s): L1-L2 230 V AC single phase, terminal(s): N-L1
Output voltage	230 V AC
Secondary winding	Single
Protective cover	Without
Ambient air temperature for operation	-20...50 °C

### Complementary

Input voltage limits	207...253 V 360...440 V
Network frequency limits	47...63 Hz
Input voltage tolerance	+/- 15 V
Efficiency	81 %
Power dissipation in W	9.4 W
Output sustained overvoltage	9 % (no load, hot state)
Voltage drop at rated load	4 %
No load losses	4.4 W
Short-circuit voltage	0,1146
Output protection type	Against short-circuits, protection technology: external Against overvoltage, protection technology: external Against overload, protection technology: external
Connections - terminals	Screw type terminals for output connection, connection capacity: 2 x 4 mm <sup>2</sup> AWG gauge11 Screw type terminals for input ground connection, connection capacity: 1 x 4 mm <sup>2</sup> AWG gauge11 Screw type terminals for input connection, connection capacity: 5 x 4 mm <sup>2</sup> AWG gauge11
Marking	CE
Fixing mode	By 4 screws, screw(s) Ø = 4.8 mm on vertical panel, operating position: vertical By 4 screws, screw(s) Ø = 4.8 mm on vertical panel, operating position: horizontal By 4 screws, screw(s) Ø = 4.8 mm on horizontal panel with derating to 90 % By clips (with mounting plate) on 35 mm symmetrical DIN rail
Electrical insulation class	Class B
Product weight	1.2 kg

### Environment

Product certifications	UR
IP degree of protection	IP20 conforming to EN/IEC 60529
Protective treatment	TC
Ambient air temperature for storage	-40...80 °C
Class of protection against electric shock	Class I conforming to VDE 0106-1
Dielectric strength	4000 V between primary and secondary 2000 V between winding and ground

The information provided in this documentation contains general descriptions and/or technical characteristics of the performance of the products contained herein. This documentation is not intended as a substitute for and is not to be used for determining suitability or reliability of these products for specific user applications. It is the duty of any such user or integrator to perform the appropriate and complete risk analysis, evaluation and testing of the products with respect to the relevant specific application or use thereof. Neither Schneider Electric Industries SAS nor any of its affiliates or subsidiaries shall be responsible or liable for misuse of the information contained herein.

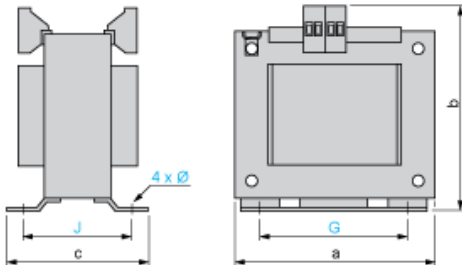
## Contractual warranty

---

Period	18 months
--------	-----------

---

Dimensions



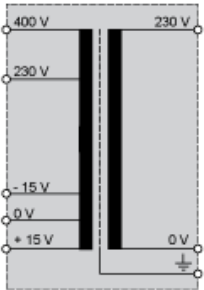
Dimensions in mm

a	b	c	G	J	Ø
78	90	68	56	47.5	4.8

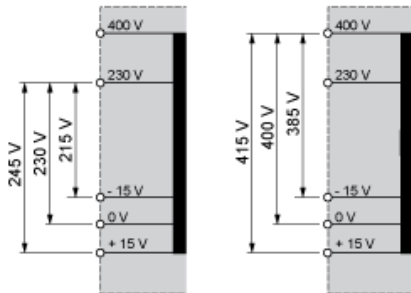
Dimensions in in.

a	b	c	G	J	Ø
3.07	3.54	2.68	2.20	1.87	0.19

Internal Scheme



Primary Voltage Wiring



Secondary Voltage Wiring

