

### Main

Commercial Status	Commercialised
Product or component type	EMC input filter
Range compatibility	Altivar 312 Lexium 05 Altivar 31C Altivar 212 Lexium 23 Plus Altivar 312 Solar
Product compatibility	ATV312HU15N4 ATV312HU11N4 ATV312H075N4 ATV312H055N4 ATV312H037N4 ATV312HU22M3 ATV312HU15M3 ATV312HU11M3 LXM05CD14N4 LXM05BD17M3X LXM05BD14N4 LXM05AD17M3X LXM05AD14N4 ATV31CU15N4 ATV31CU11N4 ATV31C075N4 ATV31C055N4 ATV31C037N4 ATV212HU22N4 ATV212HU22M3X ATV212HU15N4 ATV212HU15M3X ATV212H075N4 ATV212H075M3X Servo drive LXM23 3 kW Servo drive LXM23 2 kW Servo drive LXM23 1.5 kW Servo drive LXM23 1 kW Servo drive LXM23 0.75 kW
Product specific application	Radio interference input filter
[In] rated current	15 A
Thermal losses	9.9 W for ATV31HU11M3X 3.3 W for ATV21HU22M3X 1.6 W for ATV21HU15M3X 0.9 W for ATV21HU22N4 0.47 W for ATV21H075M3X 0.45 W for ATV21HU15N4 0.13 W for ATV21H075N4
Network number of phases	Three phase

### Complementary

Electrical connection	Terminal, connection capacity: 10 mm <sup>2</sup> (AWG 6)
Tightening torque	1.8 N.m
Maximum earth leakage current	6.7 mA at 230 V 60 Hz 13.8 mA at 480 V 60 Hz 15 mA at 200...480 V 50 Hz
Power supply voltage	200...240 V 380...500 V
Tolerance	10 %
Product weight	1 kg

## Environment

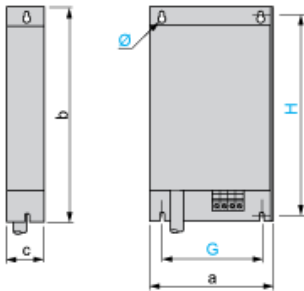
IP degree of protection	IP41 (upper part) IP20
Relative humidity	<= 93 % conforming to IEC 68-2-3
Ambient air temperature for operation	-10...50 °C
Ambient air temperature for storage	-25...70 °C
Operating altitude	1000...3000 m with current derating 1 % per 100 m <= 1000 m without derating <= 1000 m without current derating
Vibration resistance	1.5 mm peak to peak (f = 3...13 Hz) conforming to IEC 60068-2-6 1 gn (f = 13...150 Hz) conforming to IEC 60068-2-6
Shock resistance	15 gn for 11 ms conforming to EN/IEC 60068-2-27
Standards	EN 133200 EN/IEC 61800-3

## Contractual warranty

Period	18 months
--------	-----------

Additional EMC Input Filters

Dimensions



Dimensions in mm

a	b	c	G	H	Ø
107	195	42	85	180	4.5

Dimensions in in.

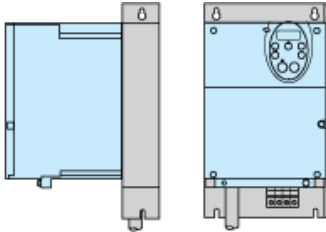
a	b	c	G	H	Ø
4.12	7.68	1.65	3.35	7.09	0.18

---

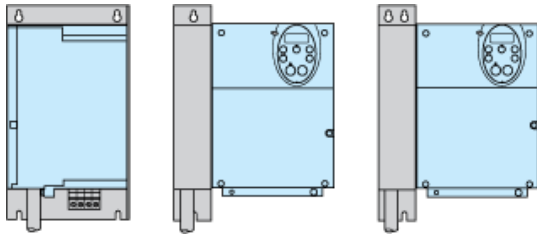
Additional EMC Input Filter

---

Mounting the Filter under the Drive



Mounting the Filter next to the Drive



## Additional EMC Input Filter

### 3-Phase Power Supply

