



Main

Commercial Status	Commercialised
Range of product	Harmony XVU
Product or component type	Modular tower light
Beacon or indicator bank unit type	LED unit
Mounting diameter	60 mm
Component name	XVU
Light source	LED white
Device application	Automotive Machine tools Packaging machine

Complementary

Signalling type	Steady
Assembly style	Customer assembly, up to 5 units Up to 4 units with buzzer
Material	PC (polycarbonate) V-0 flame retardant conforming to UL 94 PC (polycarbonate) V-2 flame retardant conforming to UL 94
[Us] rated supply voltage	24 V AC/DC
Power dissipation in W	<= 2.5 W
Current consumption	<= 50 mA
Length	50 mm
Product weight	0.064 kg

Environment

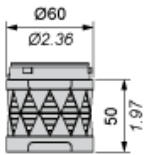
Product certifications	CE CSA RoHS UL
Ambient air temperature for storage	-40...70 °C
IP degree of protection	IP65
Ambient air temperature for operation	-25...50 °C
Vibration resistance	2 gn

The information provided in this documentation contains general descriptions and/or technical characteristics of the performance of the products contained herein. This documentation is not intended as a substitute for and is not to be used for determining suitability or reliability of these products for specific user applications. It is the duty of any such user or integrator to perform the appropriate and complete risk analysis, evaluation and testing of the products with respect to the relevant specific application or use thereof. Neither Schneider Electric Industries SAS nor any of its affiliates or subsidiaries shall be responsible or liable for misuse of the information contained herein.

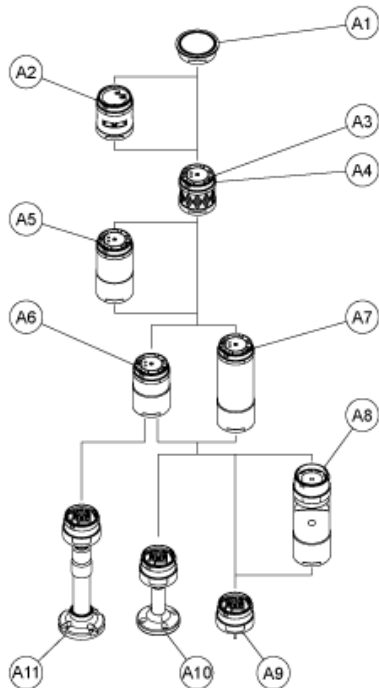
Illuminated LED Unit

Dimensions

$\frac{\text{mm}}{\text{in.}}$

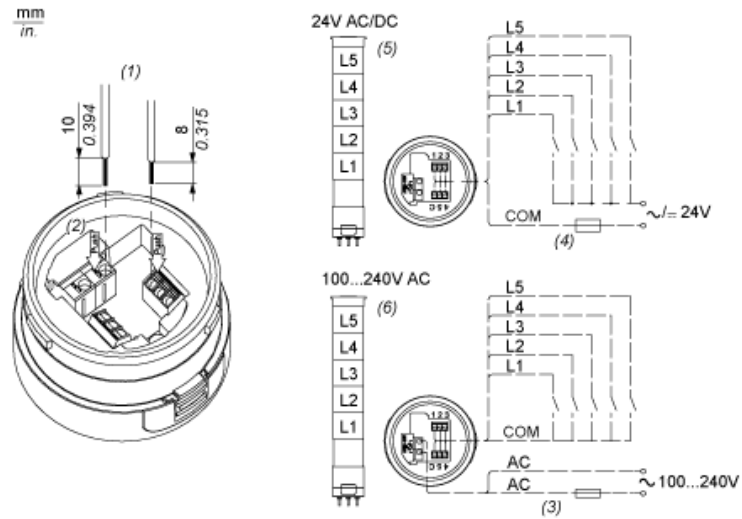


Modular Tower Lights Mounting



Drawing	Part name
A1	Top cover
A2	Buzzer unit
A3	Illuminated LED unit
A4	Multi Color LED Unit
A5	Extender
A6	Base unit DC
A7	Base unit AC
A8	Flexible option
A9	Mounting plate
A10	Mounting Pole
A11	Adjustment pole

Illuminated Units, Multi-LED and Buzzer Units Wiring



- (1) Dimensions of Wiring size
 - (2) Push-in Wire Connectors
 - (3) Fuse : 2A ,250V
 - (4) Fuse : 0.5A ,125V
 - (5) Modular Tower Lights 24V AC/DC
 - (6) Modular Tower Lights 100...240V AC
- L1 to Illuminated LED Units
L5 :