

## Datasheet - ZQ 900-13N

Pull-wire emergency stop switches / ZQ 900



Preferred typ



- Metal enclosure
- one-side operation / wire up to 75 m long
- Release push button
- Position indicator
- Robust design
- Large wiring compartment
- Twisting of towing eye not possible
- External watertight collar
- wire pull and breakage detection
- 3 cable entries M 20 x 1.5

(Minor differences between the printed image and the original product may exist!)

### Ordering details

Product type description	ZQ 900-13N
Article number	101184476
EAN code	4030661332819

### Approval


Approval



### Classification

Standards	EN ISO 13849-1
B10d Opener (NC)	100.000
Mission time	20 Years
notice	$MTTF_d = \frac{B_{10d}}{0,1 \times n_{op}}$ $n_{op} = \frac{d_{op} \times h_{op} \times 3600 \text{ s/h}}{t_{cycle}}$

### Global Properties

Product name	ZQ 900
Standards	EN 60947-5-1, IEC/EN 60947-5-5, EN ISO 13850
Compliance with the Directives (Y/N) 	Yes
Materials	
- Material of the housings	zinc die-cast
- Material of the cover	Plastic, thermoplastic
- Material of the contacts	Silver
Housing coating	painted
Weight	1276 g
Emergency-Stop button (Y/N)	Yes

## Mechanical data

Design of electrical connection	Screw connection
Cable section	
- Min. Cable section	0,75 mm <sup>2</sup>
- Max. Cable section	2.5 mm <sup>2</sup>
Mechanical life	> 1.000.000 operations
notice	All indications about the cable section are including the conductor ferrules.
Indicator lamp (Y/N)	optional
Length of wire	max. 75 m

## Ambient conditions

Ambient temperature	
- Min. environmental temperature	-25 °C
- Max. environmental temperature	+70 °C
Protection class	IP65 to IEC/EN 60529

## Electrical data

Design of control element	Normally open contact (NO), Opener (NC)
Switching principle	Snap switch element
Number of auxiliary contacts	1 piece
Number of safety contacts	3 piece
Rated impulse withstand voltage $U_{imp}$	6 kV
Rated insulation voltage $U_i$	500 V
Thermal test current $I_{the}$	6 A
Utilisation category	AC-15: 230 V / 4 A, DC-13: 24 V / 1 A
Max. fuse rating	6 A gG D-fuse

## Dimensions

Dimensions of the sensor	
- Width of sensor	71.5 mm
- Height of sensor	220.3 mm up 236.3 mm
- Length of sensor	97.2 mm

## notice

For lengths of over 10 m, intermediate wire supports must be installed every 3 to 5 m.

Recommended cable lengths for pull-wire Emergency-Stop switches in relation to the range of ambient temperature.

The screwed G24-M20 indicator lamp must be ordered separately, see accessories.

As the thimbles are subject to deformation in case of wire pull, the wire should be pulled several times after fitting. After that, the wire must be re-tensioned using the eyebolt or the tensioner.

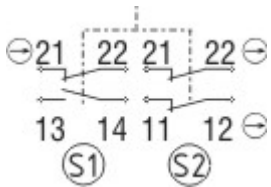
## Indication legend

---

A = Position indicator  
B = Emergency-Stop button  
C = reset button  
1 = Wire rope  
2 = Eyebolt  
3 = nut  
4 = Wire clamp  
5 = Tensioning jack  
6 = Wire thimble  
7 = shackle  
8 = rope tensioner

## Diagram

---



Note Diagram

- positive break NC contact
- active
- no active
- Normally-open contact
- Normally-closed contact

## Ordering code

---

ZQ 900-(1)(2)

(1)	
11	1 Normally open contact (NO) / 1 Opener (NC)
13	1 Normally open contact (NO) / 3 Opener (NC)
22	2 Normally open contact (NO) / 2 Opener (NC)
02	2 Opener (NC)
04	4 Opener (NC)
(2)	
without	without Emergency-Stop button
N	with Emergency-Stop button

## Documents

---

**Operating instructions and Declaration of conformity** (es) 849 kB, 09.12.2009

Code: mrl\_zq900\_es

**Operating instructions and Declaration of conformity** (en) 375 kB, 24.01.2014

Code: mrl\_zq900\_en

**Operating instructions and Declaration of conformity (de)** 378 kB, 24.01.2014

Code: mrl\_zq900\_de

**Operating instructions and Declaration of conformity (it)** 846 kB, 09.12.2009

Code: mrl\_zq900\_it

**Operating instructions and Declaration of conformity (fr)** 348 kB, 29.07.2013

Code: mrl\_zq900\_fr

**Operating instructions and Declaration of conformity (br)** 378 kB, 24.01.2014

Code: mrl\_zq900\_br

**Operating instructions and Declaration of conformity (pt)** 703 kB, 24.01.2011

Code: mrl\_zq900\_pt

**Operating instructions and Declaration of conformity (nl)** 343 kB, 24.07.2013

Code: mrl\_zq900\_nl

**Operating instructions and Declaration of conformity (jp)** 1 MB, 07.01.2011

Code: mrl\_zq900\_jp

**BG-test certificate (de, en)** 295 kB, 26.11.2007

Code: z\_zq9p01

**Brochure (it)** 391 kB, 06.10.2006

Code: b\_900p05

**Brochure (fr)** 415 kB, 26.07.2007

Code: b\_900p03

**Brochure (pt)** 391 kB, 06.10.2006

Code: b\_900p10

**Brochure (es)** 391 kB, 06.10.2006

Code: b\_900p09

**Brochure (en)** 389 kB, 06.10.2006

Code: b\_900p02

**Brochure (de)** 390 kB, 06.10.2006

Code: b\_900p01

**CCC certification (en)** 235 kB, 19.08.2013

Code: q\_zq9p02

**CCC certification (en)** 235 kB, 19.08.2013

Code: q\_zq9p02

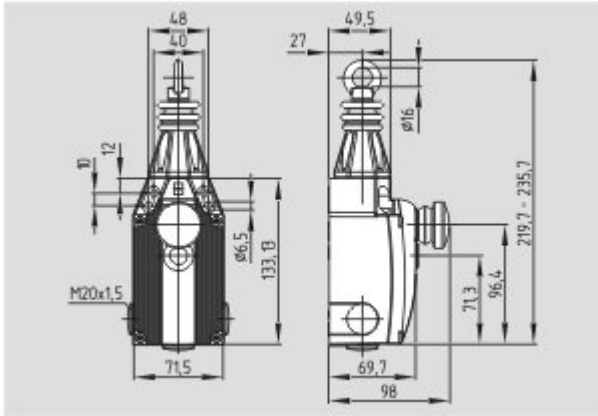
**CCC certification (cn)** 253 kB, 19.08.2013

Code: q\_zq9p03

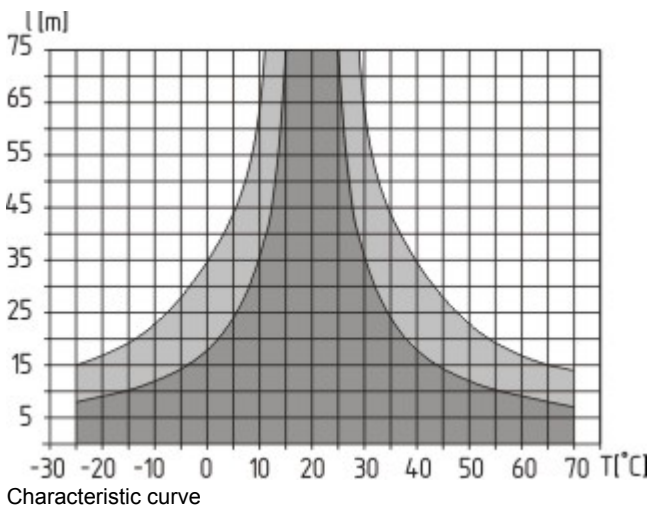
**CCC certification (cn)** 253 kB, 19.08.2013

Code: q\_zq9p03

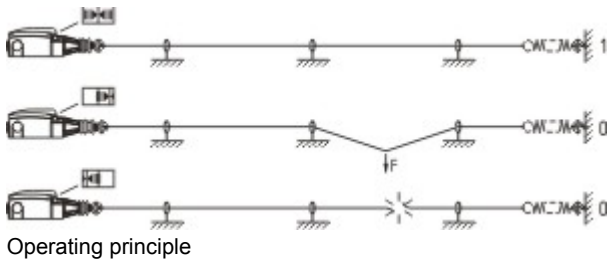
## Images



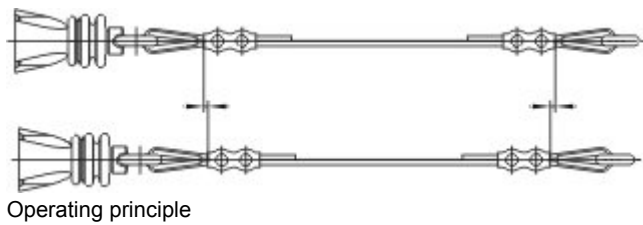
Dimensional drawing (basic component)



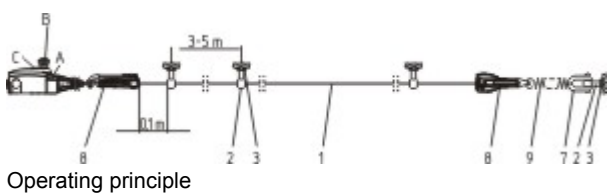
Characteristic curve



Operating principle



Operating principle



Operating principle

## System components

---

## Accessories



**101084928 - Eyebolt BM 10 x 40**



**101203477 - Wire clamp 3 mm NIRO**



**101203478 - Wire clamp 5 mm NIRO**



**101190917 - Duplex wire clamp 3 mm NIRO**

- for Wire rope Ø 3 mm



**101196043 - Egg-shaped wire clamp GR 3**

- for Wire rope Ø 3 mm



**101077072 - Egg-shaped wire clamp GR 4**

- for Wire rope Ø 4 mm



**101203472 - WIRE THIMBLE 3 mm NIRO**

- for Wire rope Ø 3 mm
- to DIN 6899

---

**101203476 - WIRE THIMBLE 5 mm NIRO**

- for Wire rope Ø 5 mm
- to DIN 6899



**101192433 - PULLEY**

- for Wire rope Ø 3 mm
- To guide the wire rope where the path is not a straight line



**101087930 - TENSIONING JACK M6**

- For exact adjustment of the tension of the wire rope
- to DIN 1480



**101186696 - TENSION SPRING RZ-2041**

- To maintain the reaction force



**101186490 - SHACKLE NIRO**

- Shackle for fixing the wire rope to the eyebolt



**101094517 - WIRE ROPE 5 mm**

- With red PVC sheath
- Ø 5 mm total
- Steel core Ø 3 mm
- Quantity: Meter



**103003628 - WIRE UNIT COMPLETE 5 m**

- Ready-to-fit
- With red PVC sheath



**103003629 - WIRE UNIT COMPLETE 10 m**

- Ready-to-fit
- With red PVC sheath



**103003865 - WIRE UNIT COMPLETE 15 m**

- Ready-to-fit
- With red PVC sheath



**103003866 - WIRE UNIT COMPLETE 20 m**

- Ready-to-fit
- With red PVC sheath



**103003630 - WIRE UNIT COMPLETE 30 m**

- Ready-to-fit
- With red PVC sheath



**103003867 - WIRE UNIT COMPLETE 40 m**

- Ready-to-fit
- With red PVC sheath



**103003631 - WIRE UNIT COMPLETE 50 m**

- Ready-to-fit
- With red PVC sheath



**101186704 - rope tensioner S 900**

- Smooth adjustment
- Only one tool
- Antiskid
- Time-saving
- Ergonomic
- No risk of injury

---

K.A. Schmersal GmbH & Co. KG, Möddinghofe 30, D-42279 Wuppertal

The data and values have been checked thoroughly. Technical modifications and errors excepted.

Generiert am 24.03.2014 - 11:22:58h Kasbase 2.2.18.F DBI

Image

Image  
et=sS