

## Datasheet - T4K 236-11z



Position switch / 236 thermoplastic enclosure - DIN EN 50047 with Actuator / 236 Angle roller lever 4K

Preferred typ



- thermoplastic enclosure
- Good resistance to oil and petroleum spirit
- Wide range of alternative actuators
- 30 mm x 58,5 mm x 30 mm
- 1 Cable entry M 20 x 1.5
- Double-insulated
- Mounting details to EN 50047
- Actuator heads can be repositioned by 4 x 90°
- Actuation from bottom parallel to the switch, therefore only suitable for small housings.

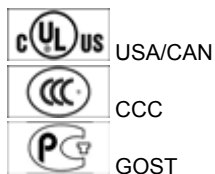
(Minor differences between the printed image and the original product may exist!)

### Ordering details

Product type description	T4K 236-11Z
Article number	101168166
EAN code	4030661221120

### Approval


Approval



### Classification

Standards	ISO 13849-1
B <sub>10d</sub> Normally-closed contact (NC)	20.000.000
Mission time notice	20 Years
	$MTTF_d = \frac{B_{10d}}{0,1 \times n_{op}}$
	$n_{op} = \frac{d_{op} \times h_{op} \times 3600 \text{ s/h}}{t_{cycle}}$

### Global Properties

Product name	T 236 Winkelhebel 4K
Standards	IEC 60947-5-1, ISO 13849-1, BG-GS-ET-15
Compliance with the Directives (Y/N) 	Yes
Suitable for safety functions (Y/N)	Yes
Materials	
- Material of the housings	Plastic, glass-fibre reinforced thermoplastic, self-extinguishing
- Material of the contacts	Silver
Housing coating	None
Housing construction form	Norm construction design
Weight	65 g


## Mechanical data

Design of electrical connection	Screw connection
Cable section	
- Min. Cable section	1.5 mm <sup>2</sup>
- Max. Cable section	2.5 mm <sup>2</sup>
Mechanical life	20.000.000 operations
Switching frequency	max. 5000/h
Design of actuating element	Angle roller lever
Actuating force	min. 6 N
Bounce duration	in accordance with actuating speed
Switchover time	in accordance with actuating speed
Positive break force	16 N
Actuating speed with actuating angle 30° to switch axis	
- Min. Actuating speed	264 mm/min
- Max. Actuating speed	1 m/s
notice	All indications about the cable section are including the conductor ferrules.

## Ambient conditions

Ambient temperature	
- Min. environmental temperature	-30 °C
- Max. environmental temperature	+80 °C
Protection class	IP67

## Electrical data

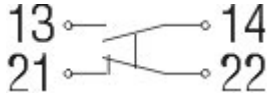
Design of control element	Normally open contact (NO), Opener (NC)
Switching principle	Creep circuit element
- positive break NC contact 	
Number of auxiliary contacts	1 piece
Number of safety contacts	1 piece
Rated impulse withstand voltage $U_{imp}$	6 kV
Rated insulation voltage $U_i$	500 V
Thermal test current $I_{the}$	10 A
Utilisation category	AC-15: 230 V / 4 A, DC-13: 24 V / 1 A
Required rated short-circuit current	1000 A
Max. fuse rating	6 A gG D-fuse

## Dimensions

Dimensions of the sensor

- Width of sensor 42 mm
- Height of sensor 105 mm
- Length of sensor 30 mm

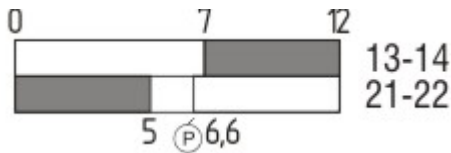
Diagram



Note Diagram

- positive break NC contact
- active
- no active
- Normally-open contact
- Normally-closed contact

Switch travel diagram



Notes Switch travel diagram

- Contact closed
- Contact open
- Setting range
- Break point
- Positive opening sequence/- angle
- VS** adjustable range of NO contact
- VÖ** adjustable range of NC contact
- N** after travel

Ordering suffix

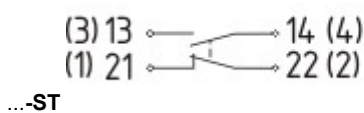
The applicable ordering suffix is added at the end of the part number of the safety switch.  
Order example: T4K 236-11z-**1637**

...-**1637** 0,3 µm gold-plated contacts

...- **ID** IDC method of termination

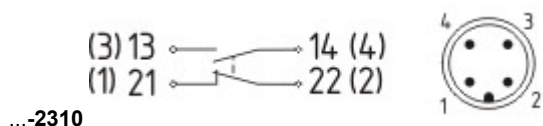
...-**NPT** Cable entry NPT 1/2"

...-**1297** Enclosure with transverse slotted holes



...-**ST**

M12 connector with A-coding  
 Rated impulse withstand voltage  $U_{imp}$ : 0,8 kV  
 Rated insulation voltage  $U_i$ : 50 V  
 Operating current  $I_e$ : AC-15: 50 V / 4 A  
 Caution! The versions with connector may only be used in PELV circuits to



M12 connector with B-coding

Rated impulse withstand voltage  $U_{imp}$ : 0,8 kVRated insulation voltage  $U_i$ : 50 VOperating current  $I_e$ : AC-15: 50 V / 4 A

Caution! The versions with connector may only be used in PELV circuits to EN 60204-1.

## Ordering code

(1)(2) 2(3)6-(4)Z(5)-(6)-(7)-(8)-(9)

(1)

Z

Snap action

T

Slow action

(2)

S

Plunger S

R

Roller plunger R

4S

Plunger 4S

4R

Roller plunger 4R

1R

Offset roller lever 1R

K

Offset roller lever K

3K

Angle roller lever 3K

4K

Angle roller lever 4K

K4

Angle roller lever K4

1H

Roller lever 1H

7H

Roller lever 7H

10H

Rod lever 10H

12H

Roller lever 12H

14H

Roller lever 14H

AF

Spring rod lever AF

(3)

3

slim design

5

large design

(4)

02

2 Opener (NC)

11

1 Normally open contact (NO) / 1 Opener (NC)

20

2 Normally open contact (NO), (Switch with 2 NO contacts are not for security tasks)

(5)

H

Slow action with staggered contacts

UE

Slow action with overlapping contacts

(6)

without

Cable entry M20

ID

IDC method of termination

NPT

cable entry NPT 1/2"

ST

M12 connector with A-coding

2310

M12 connector with B-coding

(7)

1297

Enclosure with transverse slotted holes

(8)

2138

Roller lever 7H for Position switches with safety function

## Documents

---

**Operating instructions and Declaration of conformity** (da) 304 kB, 21.08.2013

Code: mrl\_ZT235\_236\_da

**Operating instructions and Declaration of conformity** (de) 305 kB, 06.03.2014

Code: mrl\_ZT235\_236\_de

**Operating instructions and Declaration of conformity** (en) 338 kB, 06.03.2014

Code: mrl\_ZT235\_236\_en

**Operating instructions and Declaration of conformity** (pt) 308 kB, 21.08.2013

Code: mrl\_ZT235\_236\_pt

**Operating instructions and Declaration of conformity** (es) 303 kB, 02.01.2013

Code: mrl\_ZT235\_236\_es

**Operating instructions and Declaration of conformity** (it) 329 kB, 17.01.2013

Code: mrl\_ZT235\_236\_it

**Operating instructions and Declaration of conformity** (fr) 306 kB, 30.04.2013

Code: mrl\_ZT235\_236\_fr

**Operating instructions and Declaration of conformity** (jp) 410 kB, 14.01.2013

Code: mrl\_ZT235\_236\_jp

**Operating instructions and Declaration of conformity** (nl) 296 kB, 12.04.2013

Code: mrl\_ZT235\_236\_nl

**CCC certification** (cn) 324 kB, 03.02.2014

Code: q\_235p02

**CCC certification** (en) 352 kB, 03.02.2014

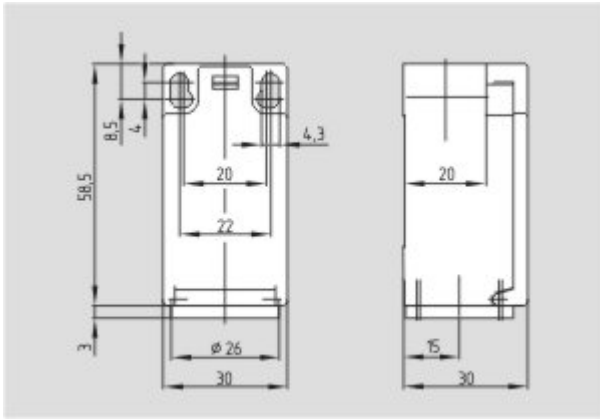
Code: q\_235p01

**Gost certification** (ru) 2 MB, 07.07.2011

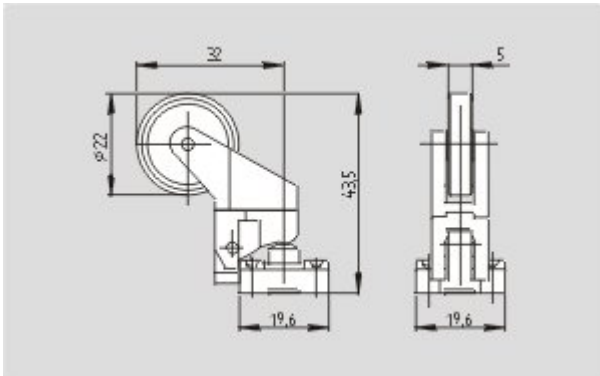
Code: q\_az1p01

## Images

---



Dimensional drawing (basic component)



Dimensional drawing (actuator)

K.A. Schmersal GmbH & Co. KG, Mödinghofe 30, D-42279 Wuppertal

The data and values have been checked thoroughly. Technical modifications and errors excepted.

Generiert am 20.03.2014 - 16:46:16h Kasbase 2.2.18.F DBI

Image

Image  
et=sS