

Datasheet - AZM 170SK-02ZRKA 24 VAC/DC

Solenoid interlock / AZM 170



Preferred typ



- thermoplastic enclosure
- Double-insulated
- Compact design
- 90 mm x 84 mm x 30 mm
- 1 Cable entry M 20 x 1.5
- Interlock with protection against incorrect locking.
- Long life
- High holding force
- Screw connection
- Manual release

(Minor differences between the printed image and the original product may exist!)

Ordering details

Product type description	AZM 170SK-02ZRKA 24 VAC/DC
Article number	101144263
EAN code	4030661132112

Classification

Standards	EN ISO 13849-1
B _{10d} Opener (NC)	2.000.000
Mission time notice	20 Years
	$MTTF_d = \frac{B_{10d}}{0,1 \times n_{op}}$
	$n_{op} = \frac{d_{op} \times h_{op} \times 3600 \text{ s/h}}{t_{cycle}}$

Global Properties

Product name	AZM 170
Standards	EN 60947-5-1, BG-GS-ET-19
Compliance with the Directives (Y/N)	Yes
Number of actuating directions	2 piece
Active principle	electromechanical
Duty cycle	Magnet 100 %
Materials	
- Material of the housings	Plastic, glass-fibre reinforced thermoplastic, self-extinguishing
- Material of the contacts	Silver
Housing coating	None

Weight 295 g

Mechanical data

Design of electrical connection	Screw connection
Cable section	
- Min. Cable section	1 x 0,25 mm ²
- Max. Cable section	1 x 1.5 mm ² , flexible
Mechanical life	> 1.000.000 operations
Emergency unlocking device (Y/N)	No
Manual release (Y/N)	Yes
- bottom	
Emergency release (Y/N)	No
Latching force	30 N
Positive break force	17 N
positive break travel	11 mm
Clamping force F _{max}	1000 N
Max. Actuating speed	2 m/s

Ambient conditions

Ambient temperature	
- Min. environmental temperature	-25 °C
- Max. environmental temperature	+60 °C
Protection class	IP67 to IEC/EN 60529

Electrical data

Design of control element	Opener (NC)
Switching principle	Creep circuit element
Number of auxiliary contacts	0 piece
Number of safety contacts	2 piece
Power to unlock	No
Power to lock	Yes
Rated control voltage U _s	24 VAC/DC
Power consumption	max. 10 W
Rated impulse withstand voltage U _{imp}	4 kV
Rated insulation voltage U _i	250 V
Thermal test current I _{the}	10 A
Utilisation category	AC-15: 230 V / 4 A DC-13: 24 V / 4 A
Max. fuse rating	6 A gG D-fuse

ATEX

Explosion protection categories for gases	None
Explosion protected category for dusts	None

Miscellaneous data

Applications



sliding safety guard,



removable guard,

Dimensions

Dimensions of the sensor

- Width of sensor	90 mm
- Height of sensor	100.5 mm
- Length of sensor	30 mm

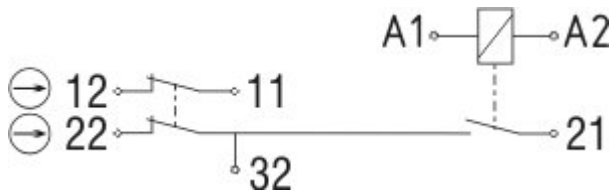
notice

Individual coding available on request






Manual release

- For manual release using M5 triangular key, available as accessory

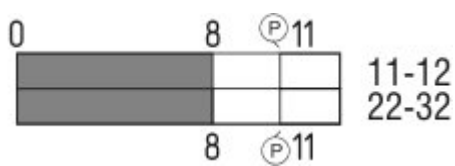
Diagram








Note Diagram

-  positive break NC contact
-  active
-  no active
-  Normally-open contact
-  Normally-closed contact

Switch travel diagram



Notes Switch travel diagram

-  Contact closed
 -  Contact open
 -  Setting range
 -  Break point
 -  Positive opening sequence/- angle
- VS** adjustable range of NO contact
VÖ adjustable range of NC contact
N after travel

Ordering suffix

The applicable ordering suffix is added at the end of the part number of the safety switch.

Order example: AZM 170SK-02ZRKA 24 VAC/DC-**1637**

Ordering code

AZM 170(1)-(2)Z(3)K(4)-(5)-(6)-(7)

(1)		
without		IDC method of termination
SK		Screw connection
(2)		
11		1 Normally open contact (NO) / 1 Opener (NC)
02		2 Opener (NC)
12/0.0		1 Normally open contact (NO), 2 Opener (NC) / -
(3)		
without		Latching force 5 N
R		Latching force 30 N
I		Individual coding
(4)		
without		Power to unlock
A		Power to lock
(5)		
without		cable gland
ST		Connector M12 x 1
ST-2431		Connector M12 x 1, Individual solenoid monitoring
(6)		
24VAC/DC		U _s 24 VAC/DC
110VAC		U _s 110 VAC
230VAC		U _s 230 VAC
(7)		
without		Manual release
2197		Manual release from side (Power to unlock)
1637		gold-plated contacts

AZM 170ST and AZM 170SK

AZM 170ST-(1)Z(2)K(3)-(4)-(5)-024

AZM 170SK-(1)Z(2)K(3)-(4)-(5)-024

(1)		
11/11		1 Normally open contact (NO), 1 Opener (NC) / 1 Normally open contact (NO), 1 Opener (NC)
11/02		1 Normally open contact (NO), 1 Opener (NC) / 2 Opener (NC)
12/00		1 Normally open contact (NO), 2 Opener (NC) / -
12/11		1 Normally open contact (NO), 2 Opener (NC) / 1 Normally open contact (NO), 1 Opener (NC)
12/02		1 Normally open contact (NO), 2 Opener (NC) / 2 Opener (NC)
02/01		2 Opener (NC), - / 1 Opener (NC), -
02/10		2 Opener (NC), - / 1 Normally open contact (NO), -
(2)		
without		Latching force 5 N
R		Latching force 30 N
(3)		
without		Power to unlock

A	Power to lock
(4)	
1637	gold-plated contacts
(5)	
2197	Manual release for Power to unlock

Documents

Operating instructions and Declaration of conformity (fr) 670 kB, 01.07.2010

Code: mrl_azm170_fr

Operating instructions and Declaration of conformity (de) 923 kB, 24.02.2011

Code: mrl_azm170_de

Operating instructions and Declaration of conformity (it) 645 kB, 09.04.2010

Code: mrl_azm170_it

Operating instructions and Declaration of conformity (nl) 720 kB, 23.09.2010

Code: mrl_azm170_nl

Operating instructions and Declaration of conformity (en) 746 kB, 12.03.2010

Code: mrl_azm170_en

Operating instructions and Declaration of conformity (jp) 709 kB, 14.04.2011

Code: mrl_azm170_jp

Operating instructions and Declaration of conformity (pl) 576 kB, 11.07.2013

Code: mrl_azm170_pl

Operating instructions and Declaration of conformity (da) 582 kB, 07.08.2012

Code: mrl_azm170_da

Operating instructions and Declaration of conformity (es) 665 kB, 25.03.2010

Code: mrl_azm170_es

BG-test certificate (en) 236 kB, 10.12.2013

Code: z_m17p02

BG-test certificate (de) 238 kB, 10.12.2013

Code: z_m17p01

CCC certification (en) 469 kB, 21.09.2012

Code: q_371p02

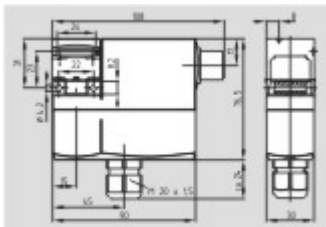
CCC certification (cn) 470 kB, 21.09.2012

Code: q_371p03

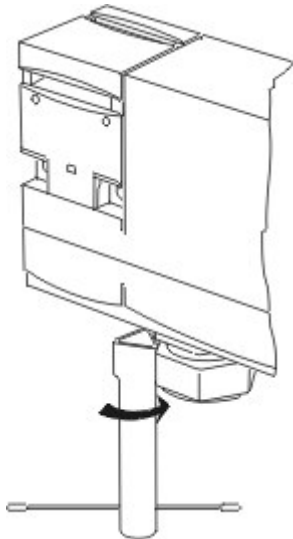
Gost certification (ru) 2 MB, 07.07.2011

Code: q_az1p01

Images



Dimensional drawing (basic component)



Detail photo

System components

Actuator



101122893 - AZ 17/170-B1

- Particularly suitable for sliding doors



1137406 - AZ 17/170-B1-2245

- Damps vibration on guard device



1122895 - AZ 17/170-B5

- Particularly suitable for hinged guards (front mounting)

1139788 - AZ 17/170-B11

- Particularly suitable for sliding doors



1139789 - AZ 17/170-B15

- Particularly suitable for hinged guards (front mounting)



101123391 - AZM 170-B6

- For very small actuating radii
- The direction of actuation can be selected by applicable insertion of the insert



Accessories**1208493 - AZM 170-B CENTERING GUIDE**

- for AZ 17 and AZM 170



101100887 - TRIANGULAR KEY M5

- For manual release using M5 triangular key, available as accessory
- For maintenance, installation, etc.



Connector**A-K4M12**

- Pre-wired cable
- 4-pole



S-K4M12

- Connector without cable
- 4-pole



Image

Image
et=sS
e