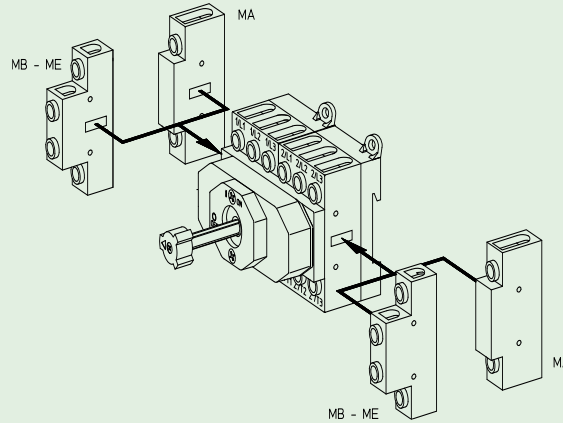


**Additional modules for later attachment to switches 41300/41600/71300**

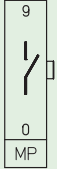
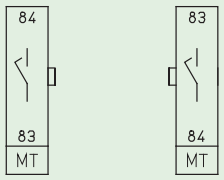
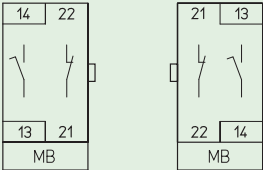
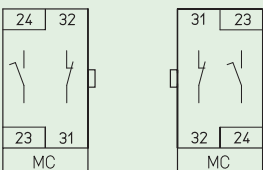
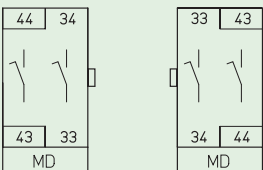


Switching programme		Type	Order code no.	
module left	module right		front mounting	base mounting
<b>Neutral contact module MA</b> early make/late break				
		H216 H220 H226 H233 B240 B250 B263 H406 H408 H410 H412	MAH2-16A01 MAH2-20A01 MAH2-26A01 MAH2-33A01 MAB2-40A01 MAB2-50A01 MAB2-63A01 MAH4-06A01 MAH4-08A01 MAH4-10A01 MAH4-12A01	MAH2-16A02 MAH2-20A02 MAH2-26A02 MAH2-33A02 MAB2-40A02 MAB2-50A02 MAB2-63A02 MAH4-06A02 MAH4-08A02 MAH4-10A02 MAH4-12A02
<b>N-terminal MF</b>				
		H216 H220 H226 H233 B240 B250 B263 H406 H408 H410 H412	MFH2-00A01 MFH2-00A01 MFH2-00A01 MFH2-00A01 MFB2-00A01 MFB2-00A01 MFB2-00A01 MFH4-00A01 MFH4-00A01 MFH4-00A01 MFH4-00A01	MFH2-00A02 MFH2-00A02 MFH2-00A02 MFH2-00A02 MFB2-00A02 MFB2-00A02 MFB2-00A02 MFH4-00A02 MFH4-00A02 MFH4-00A02 MFH4-00A02
<b>PE-terminal MG</b>				
		H216 H220 H226 H233 B240 B250 B263 H406 H408 H410 H412	MGH2-00A01 MGH2-00A01 MGH2-00A01 MGH2-00A01 MGB2-00A01 MGB2-00A01 MGB2-00A01 MGH4-00A01 MGH4-00A01 MGH4-00A01 MGH4-00A01	MGH2-00A02 MGH2-00A02 MGH2-00A02 MGH2-00A02 MGB2-00A02 MGB2-00A02 MGB2-00A02 MGH4-00A02 MGH4-00A02 MGH4-00A02 MGH4-00A02
<b>Main contact module MO</b>				
		H216 H220 H226 H233 B240 B250 B263 H406 H408 H410 H412	MOH2-16A01 MOH2-20A01 MOH2-26A01 MOH2-33A01 MOB2-40A01 MOB2-50A01 MOB2-63A01 MOH4-06A01 MOH4-08A01 MOH4-10A01 MOH4-12A01	MOH2-16A02 MOH2-20A02 MOH2-26A02 MOH2-33A02 MOB2-40A02 MOB2-50A02 MOB2-63A02 MOH4-06A02 MOH4-08A02 MOH4-10A02 MOH4-12A02

# Disconnect Switches

## Technical Information Additional modules

### Additional modules for later attachment to switches 41300/41600/71300

Switching programme		Type	Order code no.			
module left	module right		front mounting	base mounting		
<b>Main contact module MP</b>						
		H216	MPH2-16A01	MPH2-16A02		
		H220	MPH2-20A01	MPH2-20A02		
		H226	MPH2-26A01	MPH2-26A02		
		H233	MPH2-33A01	MPH2-33A02		
		B240	MPB2-40A01	MPB2-40A02		
		B250	MPB2-50A01	MPB2-50A02		
		B263	MPB2-63A01	MPB2-63A02		
		H406	MPH4-06A01	MPH4-06A02		
		H408	MPH4-08A01	MPH4-08A02		
		H410	MPH4-10A01	MPH4-10A02		
		H412	MPH4-12A01	MPH4-12A02		
		<b>Main contact module MT</b> 1 early make/late break 20A				
				H216	MTH2-20A01	MTH2-20A02
H220	MTH2-20A01			MTH2-20A02		
H226	MTH2-20A01			MTH2-20A02		
H233	MTH2-20A01			MTH2-20A02		
B240	MTB2-20A01			MTB2-20A02		
B250	MTB2-20A01			MTB2-20A02		
B263	MTB2-20A01			MTB2-20A02		
H406	MTH4-20A01			MTH4-20A02		
H408	MTH4-20A01			MTH4-20A02		
H410	MTH4-20A01			MTH4-20A02		
H412	MTH4-20A01			MTH4-20A02		
<b>Auxiliary contact module MB</b> 1 n/o late make/early break + 1 n/c						
		H216	MBH2-11A01	MBH2-11A02		
		H220	MBH2-11A01	MBH2-11A02		
		H226	MBH2-11A01	MBH2-11A02		
		H233	MBH2-11A01	MBH2-11A02		
		B240	MBH4-11A01	MBH4-11A02		
		B250	MBH4-11A01	MBH4-11A02		
		B263	MBH4-11A01	MBH4-11A02		
		H406	MBH4-11A01	MBH4-11A02		
		H408	MBH4-11A01	MBH4-11A02		
		H410	MBH4-11A01	MBH4-11A02		
		H412	MBH4-11A01	MBH4-11A02		
<b>Auxiliary contact module MC</b> 1 n/o late make/early break + 1 n/c						
		H216	MCH2-11A01	MCH2-11A02		
		H220	MCH2-11A01	MCH2-11A02		
		H226	MCH2-11A01	MCH2-11A02		
		H233	MCH2-11A01	MCH2-11A02		
		B240	MCH4-11A01	MCH4-11A02		
		B250	MCH4-11A01	MCH4-11A02		
		B263	MCH4-11A01	MCH4-11A02		
		H406	MCH4-11A01	MCH4-11A02		
		H408	MCH4-11A01	MCH4-11A02		
		H410	MCH4-11A01	MCH4-11A02		
		H412	MCH4-11A01	MCH4-11A02		
<b>Auxiliary contact module MD</b> 2 n/o late make/early break						
		H216	MDH2-20A01	MDH2-20A02		
		H220	MDH2-20A01	MDH2-20A02		
		H226	MDH2-20A01	MDH2-20A02		
		H233	MDH2-20A01	MDH2-20A02		
		B240	MDH4-20A01	MDH4-20A02		
		B250	MDH4-20A01	MDH4-20A02		
		B263	MDH4-20A01	MDH4-20A02		
		H406	MDH4-20A01	MDH4-20A02		
		H408	MDH4-20A01	MDH4-20A02		
		H410	MDH4-20A01	MDH4-20A02		
		H412	MDH4-20A01	MDH4-20A02		

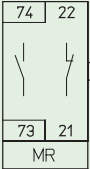
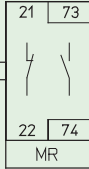


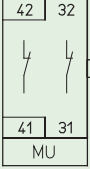
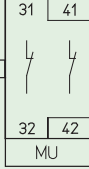


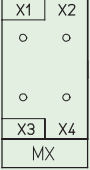
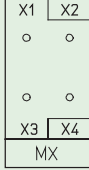

## Additional modules for later attachment to switches 41300 /41600/71300

Switching programme		Type	Order code no.	
module left	module right		front mounting	base mounting
<b>Auxiliary contact module ME</b> 2 n/o late make/early break		H216	MEH2-20A01	MEH2-20A02
		H220	MEH2-20A01	MEH2-20A02
		H226	MEH2-20A01	MEH2-20A02
		H233	MEH2-20A01	MEH2-20A02
		B240	MEH4-20A01	MEH4-20A02
		B250	MEH4-20A01	MEH4-20A02
		B263	MEH4-20A01	MEH4-20A02
		H406	MEH4-20A01	MEH4-20A02
		H408	MEH4-20A01	MEH4-20A02
		H410	MEH4-20A01	MEH4-20A02
		H412	MEH4-20A01	MEH4-20A02
<b>Auxiliary contact module MK</b> 1 n/o late make/early break + 1 n/c Contacts with gold plating 5 µm		H216	MKH2-11A01	MKH2-11A02
		H220	MKH2-11A01	MKH2-11A02
		H226	MKH2-11A01	MKH2-11A02
		H233	MKH2-11A01	MKH2-11A02
		B240	MKH4-11A01	MKH4-11A02
		B250	MKH4-11A01	MKH4-11A02
		B263	MKH4-11A01	MKH4-11A02
		H406	MKH4-11A01	MKH4-11A02
		H408	MKH4-11A01	MKH4-11A02
		H410	MKH4-11A01	MKH4-11A02
		H412	MKH4-11A01	MKH4-11A02
<b>Auxiliary contact module ML</b> 1 n/o late make/early break + 1 n/c Contacts with gold plating 5 µm		H216	MLH2-11A01	MLH2-11A02
		H220	MLH2-11A01	MLH2-11A02
		H226	MLH2-11A01	MLH2-11A02
		H233	MLH2-11A01	MLH2-11A02
		B240	MLH4-11A01	MLH4-11A02
		B250	MLH4-11A01	MLH4-11A02
		B263	MLH4-11A01	MLH4-11A02
		H406	MLH4-11A01	MLH4-11A02
		H408	MLH4-11A01	MLH4-11A02
		H410	MLH4-11A01	MLH4-11A02
		H412	MLH4-11A01	MLH4-11A02
<b>Auxiliary contact module MM</b> 2 n/o late make/early break Contacts with gold plating 5 µm		H216	MMH2-20A01	MMH2-20A02
		H220	MMH2-20A01	MMH2-20A02
		H226	MMH2-20A01	MMH2-20A02
		H233	MMH2-20A01	MMH2-20A02
		B240	MMH4-20A01	MMH4-20A02
		B250	MMH4-20A01	MMH4-20A02
		B263	MMH4-20A01	MMH4-20A02
		H406	MMH4-20A01	MMH4-20A02
		H408	MMH4-20A01	MMH4-20A02
		H410	MMH4-20A01	MMH4-20A02
		H412	MMH4-20A01	MMH4-20A02
<b>Auxiliary contact module MN</b> 2 n/o late make/early break Contacts with gold plating 5 µm		H216	MNH2-20A01	MNH2-20A02
		H220	MNH2-20A01	MNH2-20A02
		H226	MNH2-20A01	MNH2-20A02
		H233	MNH2-20A01	MNH2-20A02
		B240	MNH4-20A01	MNH4-20A02
		B250	MNH4-20A01	MNH4-20A02
		B263	MNH4-20A01	MNH4-20A02
		H406	MNH4-20A01	MNH4-20A02
		H408	MNH4-20A01	MNH4-20A02
		H410	MNH4-20A01	MNH4-20A02
		H412	MNH4-20A01	MNH4-20A02

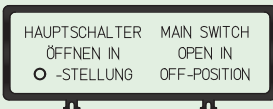
# Disconnect Switches

## Technical Information Additional modules

### Additional modules for later attachment to switches 41300/41600/71300

Switching programme		Type	Order code no. front mounting	Order code no. base mounting
module left	module right			
<b>Auxiliary contact module MR</b> 1 n/o + 1 n/c		H216	MRH2-11A01	MRH2-11A02
		H220	MRH2-11A01	MRH2-11A02
		H226	MRH2-11A01	MRH2-11A02
		H233	MRH2-11A01	MRH2-11A02
		B240	MRH4-11A01	MRH4-11A02
MR		B250	MRH4-11A01	MRH4-11A02
		B263	MRH4-11A01	MRH4-11A02
		H406	MRH4-11A01	MRH4-11A02
		H408	MRH4-11A01	MRH4-11A02
		H410	MRH4-11A01	MRH4-11A02
		H412	MRH4-11A01	MRH4-11A02
<b>Auxiliary contact module MU</b> 2 n/c		H216	MUH2-02A01	MUH2-02A02
		H220	MUH2-02A01	MUH2-02A02
		H226	MUH2-02A01	MUH2-02A02
		H233	MUH2-02A01	MUH2-02A02
		B240	MUB2-02A01	MUB2-02A02
MU		B250	MUB2-02A01	MUB2-02A02
		B263	MUB2-02A01	MUB2-02A02
		H406	MUH4-02A01	MUH4-02A02
		H408	MUH4-02A01	MUH4-02A02
		H410	MUH4-02A01	MUH4-02A02
		H412	MUH4-02A01	MUH4-02A02
<b>Auxiliary connection module MX</b> 4 terminal bases 2,5 mm <sup>2</sup>		H216	—	MXH2-04A02
		H220	—	MXH2-04A02
		H226	—	MXH2-04A02
MX		H233	—	MXH2-04A02
<b>Neutral terminal link (insulated)</b> Link to connect the neutral contact modules (MA) on the 71400 Changeover Switch		H200	224234	224234
		B200	224301	224303
		H400	404111	404111

### Additional top escutcheon plates/Shaft extensions



Example: FAZ2-8041

#### Additional top escutcheon plates

with additional inscription to be clipped on the escutcheon and padlock devices

**Order code number**

Escutcheon frame plate black, legend plate silver, without inscription (can be engraved)	<b>FAZ2 - 8000</b>
Escutcheon frame plate black, legend plate silver, Inscription black, inscription see "Inscriptions for add. top esc. plates"	<b>FAZ2 - 8...</b>
Escutcheon frame plate black, legend plate silver, Inscription black, special engraving	<b>FAZ2 - (special no.)</b>
Escutcheon frame plate black, legend plate yellow, without inscription (can be engraved)	<b>FBZ2 - 8000</b>
Escutcheon frame plate black, legend plate yellow, Inscription black, inscription see "Inscriptions for add. top esc. plates"	<b>FBZ2 - 8...</b>
Escutcheon frame plate black, legend plate yellow, Inscription black, special engraving	<b>FBZ2 - (special no.)</b>
Escutcheon frame plate black (without legend plate)	<b>FAZ2</b>

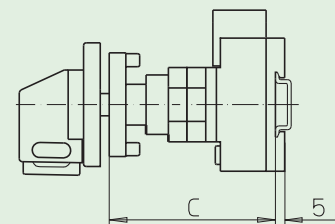
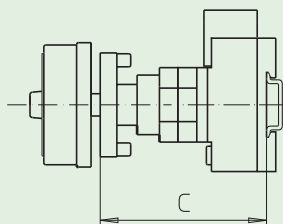
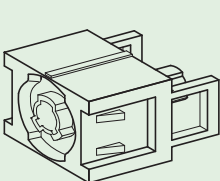
#### Legend plates for additional top escutcheon plates

Legend plate silver without inscription (can be engraved)	<b>FAS2 - 8000</b>
Legend plate silver, Inscription black, inscription see "Inscriptions for additional top escutcheon plates"	<b>FAS2 - 8...</b>
Legend plate silver, Inscription black, special engraving	<b>FAS2 - (special no.)</b>
Legend plate yellow, without inscription (can be engraved)	<b>FBS2 - 8000</b>
Legend plate yellow, Inscription black, inscription see "Inscriptions for additional top escutcheon plates"	<b>FBS2 - 8...</b>
Legend plate yellow, Inscription black, special engraving	<b>FBS2 - (special no.)</b>

#### Inscriptions for additional top escutcheon plates

	HAUPTSCHALTER	MAIN SWITCH	NETZSCHALTER	NOT-AUS	EMERGENCY OFF	TURVAKYTKIN
<b>FA 8000</b>	<b>FA 8001</b>	<b>FA 8002</b>	<b>FA 8003</b>	<b>FA 8013</b>	<b>FA 8026</b>	<b>FA 8027</b>
HAUPTSCHALTER NUR IN STELLUNG O ÖFFNEN	MAIN SWITCH OPEN ONLY IN POSITION "OFF"	INTERRUPTORE GENERALE ARRR. SOLO CON MANOPOLA SU ZERO	INTERRUPTEUR PRINCIPAL OVRER EN POSITION O SELEMENT	INTERRUPTOR	HOOFDSCHAKEL AAR ALLEN IN O-STAND OPENEN	INTERRUPTOR PRINCIPAL ARRR. SOLO EN POSICION O
<b>FA 8028</b>	<b>FA 8029</b>	<b>FA 8030</b>	<b>FA 8031</b>	<b>FA 8037</b>	<b>FA 8039</b>	<b>FA 8040</b>
HAUPTSCHALTER MAIN SWITCH ÖFFNEN IN OPEN IN O-STELLUNG OFF-POSITION	HUVUDBRYTARE	HLAVNÍ VYPÍNAČ	HLAVNÍ VYPÍNAČ OTEVŘIT POUZE V POLOZE O	ГЛАВНЫЙ ВЫКЛЮЧАТЕЛЬ открывать только в нулевой позиции		
<b>FA 8041</b>	<b>FA 8044</b>	<b>FA 8045</b>	<b>FA 8046</b>	<b>FA 8047</b>		

#### Modular shaft extensions for mounting forms with door interlock (please order separately!)



<b>H200 / B200</b> 3...4 pole Main/Emergency-Off Sw. 3...4 pole Main Switches 3...4 pole ON-OFF Switches	<b>H200 / B200</b> 6...8 pole Main/Emergency-Off Sw. 6...8 pole Main Switches 6...8 pole ON-OFF Switches 3...4 pole Changeover Switches	<b>H400</b> 3...4 pole Main/Emergency-Off Sw. 3...4 pole Main Switches 3...4 pole ON-OFF Switches	<b>H400</b> 6...8 pole Main/Emergency-Off Sw. 6...8 pole Main Switches 6...8 pole ON-OFF Switches 3...4 pole Changeover Switches	<b>Order code number</b>
				H200    H400

Dimension C (internal depth: inside of door to top of DIN rail):

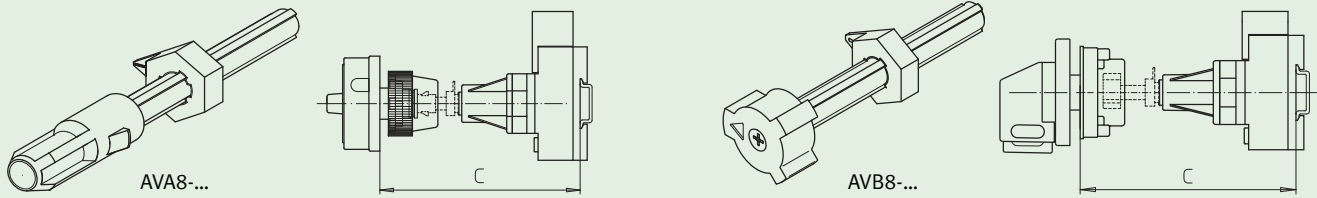
092 ... 107 mm	100 ... 115 mm	103 ... 117 mm	116 ... 130 mm	-	-
114 ... 132 mm	122 ... 140 mm	124 ... 142 mm	137 ... 155 mm	<b>AVC2-1</b>	<b>AVC4-1</b>
139 ... 157 mm	147 ... 165 mm	149 ... 167 mm	162 ... 180 mm	<b>AVC2-2</b>	<b>AVC4-2</b>
164 ... 182 mm	172 ... 190 mm	174 ... 192 mm	187 ... 205 mm	<b>AVC2-3</b>	<b>AVC4-3</b>
189 ... 207 mm	197 ... 215 mm	199 ... 217 mm	212 ... 230 mm	<b>AVC2-4</b>	<b>AVC4-4</b>

# Disconnect Switches

## Technical Information Accessories

### Metal shafts

Metal shafts for mounting forms with door interlock (please order separately!)



H200/B200	H200	B200	H400	H400	Order code number
3...4 pole Main/Emergency-Off Sw. 3...4 pole Main Switches 3...4 pole ON-OFF Switches	6...8 pole Main/Emergency-Off Sw. 6...8 pole Main Switches 6...8 pole ON-OFF Switches 3...4 pole Changeover Switches	6...8 pole Main/Emergency-Off Sw. 6...8 pole Main Switches 6...8 pole ON-OFF Switches 3...4 pole Changeover Switches	3...4 pole Main/Emergency-Off Sw. 3...4 pole Main Switches 3...4 pole ON-OFF Switches	6...8 pole Main/Emergency-Off Sw. 6...8 pole Main Switches 6...8 pole ON-OFF Switches 3...4 pole Changeover Switches	

#### Single hole front mounting

Dimension C (internal depth: outside of door to top of DIN rail):

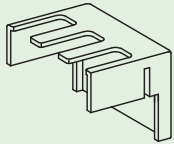
155 ... 173 mm	163 ... 183 mm	167 ... 185 mm	165 ... 183 mm	177 ... 195 mm	<b>AVA8 - 065</b>
174 ... 198 mm	182 ... 206 mm	186 ... 210 mm	184 ... 208 mm	196 ... 220 mm	<b>AVA8 - 090</b>
199 ... 223 mm	207 ... 231 mm	211 ... 235 mm	209 ... 233 mm	221 ... 245 mm	<b>AVA8 - 115</b>
224 ... 248 mm	232 ... 256 mm	236 ... 260 mm	234 ... 258 mm	246 ... 270 mm	<b>AVA8 - 140</b>
249 ... 273 mm	257 ... 281 mm	261 ... 285 mm	259 ... 283 mm	271 ... 295 mm	<b>AVA8 - 165</b>
274 ... 298 mm	282 ... 306 mm	286 ... 310 mm	284 ... 308 mm	296 ... 320 mm	<b>AVA8 - 190</b>
299 ... 323 mm	307 ... 331 mm	311 ... 335 mm	309 ... 333 mm	321 ... 345 mm	<b>AVA8 - 215</b>
324 ... 348 mm	332 ... 356 mm	336 ... 360 mm	334 ... 358 mm	346 ... 370 mm	<b>AVA8 - 240</b>
349 ... 373 mm	357 ... 381 mm	361 ... 385 mm	359 ... 383 mm	371 ... 395 mm	<b>AVA8 - 265</b>
374 ... 398 mm	382 ... 406 mm	386 ... 410 mm	384 ... 408 mm	396 ... 420 mm	<b>AVA8 - 290</b>
399 ... 423 mm	407 ... 431 mm	411 ... 435 mm	409 ... 433 mm	421 ... 445 mm	<b>AVA8 - 315</b>
424 ... 448 mm	432 ... 456 mm	436 ... 460 mm	434 ... 458 mm	446 ... 470 mm	<b>AVA8 - 340</b>
449 ... 473 mm	457 ... 481 mm	461 ... 485 mm	459 ... 483 mm	471 ... 495 mm	<b>AVA8 - 365</b>
474 ... 498 mm	482 ... 506 mm	486 ... 510 mm	484 ... 508 mm	496 ... 520 mm	<b>AVA8 - 390</b>
499 ... 523 mm	507 ... 531 mm	511 ... 535 mm	509 ... 533 mm	521 ... 545 mm	<b>AVA8 - 415</b>
524 ... 548 mm	532 ... 556 mm	536 ... 560 mm	534 ... 558 mm	546 ... 570 mm	<b>AVA8 - 440</b>
549 ... 573 mm	557 ... 581 mm	561 ... 585 mm	559 ... 583 mm	571 ... 595 mm	<b>AVA8 - 465</b>
574 ... 598 mm	582 ... 606 mm	586 ... 610 mm	584 ... 608 mm	596 ... 620 mm	<b>AVA8 - 490</b>
599 ... 623 mm	607 ... 631 mm	611 ... 635 mm	609 ... 633 mm	621 ... 645 mm	<b>AVA8 - 515</b>
624 ... 643 mm	632 ... 656 mm	636 ... 660 mm	634 ... 658 mm	646 ... 670 mm	<b>AVA8 - 540</b>

#### Four hole front mounting

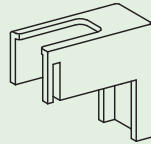
Dimension C (internal depth: inside of door to top of DIN rail):

140 ... 164 mm	148 ... 172 mm	152 ... 176 mm	150 ... 174 mm	162 ... 186 mm	<b>AVB8 - 065</b>
165 ... 189 mm	173 ... 197 mm	177 ... 201 mm	175 ... 199 mm	187 ... 211 mm	<b>AVB8 - 090</b>
190 ... 214 mm	198 ... 222 mm	202 ... 226 mm	200 ... 224 mm	212 ... 236 mm	<b>AVB8 - 115</b>
215 ... 239 mm	223 ... 247 mm	227 ... 251 mm	225 ... 249 mm	237 ... 261 mm	<b>AVB8 - 140</b>
240 ... 264 mm	248 ... 272 mm	252 ... 276 mm	250 ... 274 mm	262 ... 286 mm	<b>AVB8 - 165</b>
265 ... 289 mm	276 ... 297 mm	277 ... 301 mm	275 ... 299 mm	287 ... 311 mm	<b>AVB8 - 190</b>
290 ... 314 mm	298 ... 322 mm	302 ... 326 mm	300 ... 324 mm	312 ... 336 mm	<b>AVB8 - 215</b>
315 ... 339 mm	323 ... 347 mm	327 ... 351 mm	325 ... 349 mm	337 ... 361 mm	<b>AVB8 - 240</b>
340 ... 364 mm	348 ... 372 mm	352 ... 376 mm	350 ... 374 mm	362 ... 386 mm	<b>AVB8 - 265</b>
365 ... 389 mm	373 ... 397 mm	377 ... 401 mm	375 ... 399 mm	387 ... 411 mm	<b>AVB8 - 290</b>
390 ... 414 mm	398 ... 422 mm	402 ... 426 mm	400 ... 424 mm	412 ... 436 mm	<b>AVB8 - 315</b>
415 ... 439 mm	423 ... 447 mm	427 ... 451 mm	425 ... 449 mm	437 ... 461 mm	<b>AVB8 - 340</b>
440 ... 464 mm	448 ... 472 mm	452 ... 476 mm	450 ... 474 mm	462 ... 486 mm	<b>AVB8 - 365</b>
465 ... 489 mm	473 ... 497 mm	477 ... 501 mm	475 ... 499 mm	487 ... 511 mm	<b>AVB8 - 390</b>
490 ... 514 mm	498 ... 522 mm	502 ... 526 mm	500 ... 524 mm	512 ... 536 mm	<b>AVB8 - 415</b>
515 ... 539 mm	523 ... 547 mm	527 ... 551 mm	525 ... 549 mm	537 ... 561 mm	<b>AVB8 - 440</b>
540 ... 564 mm	548 ... 572 mm	552 ... 576 mm	550 ... 574 mm	562 ... 586 mm	<b>AVB8 - 465</b>
565 ... 589 mm	573 ... 597 mm	577 ... 601 mm	575 ... 599 mm	587 ... 611 mm	<b>AVB8 - 490</b>
590 ... 614 mm	598 ... 622 mm	602 ... 626 mm	600 ... 624 mm	612 ... 636 mm	<b>AVB8 - 515</b>
615 ... 639 mm	625 ... 649 mm	627 ... 651 mm	625 ... 649 mm	637 ... 661 mm	<b>AVB8 - 540</b>

### Terminal covers



TCA/TCC



TCB/TCB

Terminal covers can be used on front and base mountings. Incoming terminal covers are included with all Main Switches and Main/Emergency-Off Switches of the H400 product line, and don't have to be ordered separately.

The variety of available switching programs requires different terminal covers. Please order the required quantities!

#### H216/H220/H226/H233

Switching programmes	Number	Order code number	Number	Order code number
41200, 41211, 41220, 41222, 41231, 41240	1	TCA2	–	–
41300, 41311, 41320, 41322, 41331, 41340	1	TCA2	–	–
41400, 41411, 41420	1	TCA2	1	TCB2
41600, 41611, 41620, 41622, 41631, 41640	2	TCA2	–	–
41800	2	TCA2	2	TCB2
42400, 42411, 42420	1	TCA2	1	TCB2
42500	1	TCA2	2	TCB2
42700, 42711, 42720	2	TCA2	1	TCB2
42800	2	TCA2	2	TCB2
45300, 45311, 45320, 46300, 46311, 46320	1	TCA2	–	–
47200, 47211, 47220, 47300, 47311, 47320	1	TCA2	–	–
47400, 48400	1	TCA2	1	TCB2

#### B240/B250/B263

for terminal capacities with max. 16 mm<sup>2</sup>

Switching programmes	Number	Order code number	Number	Order code number
41200, 41211, 41220, 41222, 41231, 41240	1	TCC2	–	–
41300, 41311, 41320, 41322, 41331, 41340	1	TCC2	–	–
41400, 41411, 41420	1	TCC2	1	TCB2
41600, 41611, 41620, 41622, 41631, 41640	2	TCC2	–	–
41800	2	TCC2	2	TCB2
42400, 42411, 42420	1	TCC2	1	TCB2
42500	1	TCC2	2	TCB2
42700, 42711, 42720	2	TCC2	1	TCB2
42800	2	TCC2	2	TCB2
45300, 45311, 45320, 46300, 46311, 46320	1	TCC2	–	–
47200, 47211, 47220, 47300, 47311, 47320	1	TCC2	–	–
47400, 48400	1	TCC2	1	TCB2

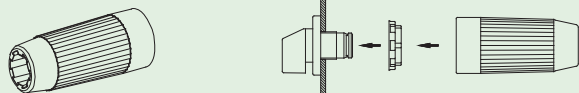
#### H406/H408/H410/H412

Switching programmes	Number	Order code number	Number	Order code number
41200, 41211, 41220, 41222, 41231, 41240	1	TCA4	–	–
41300, 41311, 41320, 41322, 41331, 41340	1	TCA4	–	–
41400, 41411, 41420	1	TCA4	1	TCB4
41600, 41611, 41620, 41622, 41631, 41640	2	TCA4	–	–
41800	2	TCA4	2	TCB4
42400, 42411, 42420	1	TCA4	1	TCB4
42500	1	TCA4	2	TCB4
42700, 42711, 42720	2	TCA4	1	TCB4
42800	2	TCA4	2	TCB4
45300, 45311, 45320, 46300, 46311, 46320	1	TCA4	–	–
47200, 47211, 47220, 47300, 47311, 47320	1	TCA4	–	–
47400, 48400	1	TCA4	1	TCB4

# Disconnect Switches

## Technical Information Accessories

### Assembly tool/Mounting brackets



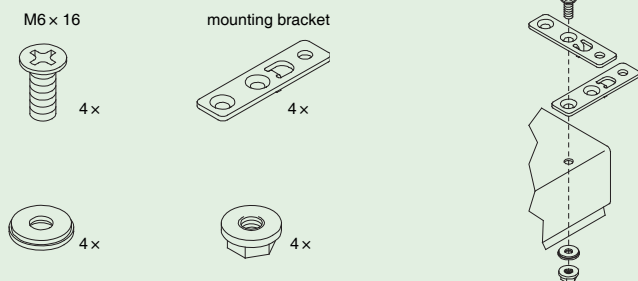
218098

#### Assembly tool for single hole mounting

suitable for a fast assembly of escutcheons and padlock devices in single hole mounting

Types	Order code number
H216, H220, H226, H233, B240, B250, B263	<b>218098</b>

#### Mounting brackets for external mounting of enclosures (1 complete set)



Enclosure	Dimensions	Order code number
Sheet metal enclosure	150 × 150 × 120 mm	<b>SAX1</b>
Sheet metal enclosure	200 × 150 × 120 mm	<b>SAX1</b>
Sheet metal enclosure	300 × 250 × 120 mm	<b>SAX1</b>
Stainless steel enclosure	150 × 150 × 120 mm	<b>SBX1</b>
Stainless steel enclosure	200 × 150 × 120 mm	<b>SBX1</b>
Stainless steel enclosure	300 × 250 × 120 mm	<b>SBX1</b>







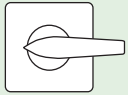

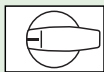
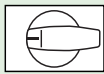

### Operator variants for mounting forms with padlock device

Operator Suitable for types		Colour escutcheon	Colour legend plate	Colour operator	Change of order code number
<b>N-padlock device</b>  H216, H220, H226, H233 B240, B250, B263 H406, H408, H410, H412 K616		black	white	black	... - ... - ... <b>N1</b>
		grey	white	grey	... - ... - ... <b>N2</b>
		yellow	white	red	... - ... - ... <b>N4</b>
		grey	white	black	... - ... - ... <b>N6</b>
		yellow	white	black	... - ... - ... <b>N7</b>
		<b>operator external dimension</b> 67 × 67 mm 88 × 88 mm	<b>max. number of padlocks</b> 3 4	<b>hasp diameter of padlock</b> 4 mm (min) / 8 mm (max) 5 mm (min) / 9 mm (max)	
<b>M-padlock device</b>  H216, H220, H226, H233 B240, B250, B263 H406, H408, H410, H412 K616		black	white	black	... - ... - ... <b>M1</b>
		grey	white	grey	... - ... - ... <b>M2</b>
		yellow	white	red	... - ... - ... <b>M4</b>
		grey	white	black	... - ... - ... <b>M6</b>
		yellow	white	black	... - ... - ... <b>M7</b>
		<b>operator external dimension</b> 48 × 48 mm 67 × 67 88 × 88 mm	<b>max. number of padlocks</b> 3 3 4	<b>hasp diameter of padlock</b> 3 mm (min) / 5 mm (max) 4 mm (min) / 8 mm (max) 5 mm (min) / 9 mm (max)	
<b>B-padlock device</b>  H406, H408, H410, H412 K616 K830		black	silver	black	... - ... - ... <b>B1</b>
		black	yellow	red	... - ... - ... <b>B4</b>
		black	black	black	... - ... - ... <b>B8</b>
		<b>operator external dimension</b> 75 × 114 mm 98 × 142 130 × 178 mm	<b>max. number of padlocks</b> 4 4 4	<b>hasp diameter of padlock</b> 5 mm (min) / 8 mm (max) 5 mm (min) / 8 mm (max) 5 mm (min) / 8 mm (max)	
<b>H-padlock device</b>  H406, H408, H410, H412 K616 K830		black	silver	black	... - ... - ... <b>H1</b>
		black	yellow	red	... - ... - ... <b>H4</b>
		black	black	black	... - ... - ... <b>H8</b>
		<b>operator external dimension</b> 75 × 114 mm 98 × 142 130 × 178 mm	<b>max. number of padlocks</b> 4 4 4	<b>hasp diameter of padlock</b> 5 mm (min) / 8 mm (max) 5 mm (min) / 8 mm (max) 5 mm (min) / 8 mm (max)	
<b>Padlockable with V-handle</b>  H216, H220, H226, H233 B240, B250, B263 H406, H408, H410, H412		black	silver	black	... - ... - ... <b>V1</b>
		black	yellow	red	... - ... - ... <b>V4</b>
		<b>operator external dimension</b> 48 × 48 mm 64 × 64 mm	<b>max. number of padlocks</b> 2 3	<b>hasp diameter of padlock</b> 3 mm (min) / 5 mm (max) 4 mm (min) / 6 mm (max)	
<b>Installation mounting for 45 mm aperture in Panel/Distribution Boards:</b>					
<b>Padlockable with V-handle</b>  H216, H220, H226, H233 B240, B250, B263 H406, H408, H410, H412		grey	silver	black	... - ... - ... <b>V1</b>
		grey	yellow	red	... - ... - ... <b>V4</b>
		<b>padlockable handle</b> Size 2	<b>max. number of padlocks</b> 2	<b>hasp diameter of padlock</b> 3 mm (min) / 5 mm (max)	
<b>Padlockable with V-handle</b> (escutcheon imprinted)  H406, H408, H410, H412		grey	–	black	... - ... - ... <b>V1</b>
		yellow	–	red	... - ... - ... <b>V4</b>
		<b>padlockable handle</b> Size 4	<b>max. number of padlocks</b> 3	<b>hasp diameter of padlock</b> 4 mm (min) / 6 mm (max)	

# Disconnect Switches

## Technical Information Operators

### Operator variants for mounting forms with escutcheon and handle

Operator Suitable for types		Colour escutcheon	Colour legend plate	Colour operator	Change of order code number
<b>M-handle</b> H216, H220, H226, H233 B240, B250, B263 H406, H408, H410, H412 K616		black grey white black black black	silver silver silver yellow silver black	black grey white red red black	.... - ..... - ...M1 .... - ..... - ...M2 .... - ..... - ...M3 .... - ..... - ...M4 .... - ..... - ...M5 .... - ..... - ...M8
<b>F-handle</b> H216, H220, H226, H233 B240, B250, B263 H406, H408, H410, H412 K616		black grey white black black black	silver silver silver yellow silver black	black grey white red red black	.... - ..... - ...F1 .... - ..... - ...F2 .... - ..... - ...F3 .... - ..... - ...F4 .... - ..... - ...F5 .... - ..... - ...F8
<b>B-handle</b> H216, H220, H226, H233 B240, B250, B263 H406, H408, H410, H412 K616		black grey white black black black	silver silver silver yellow silver black	black grey white red red black	.... - ..... - ...B1 .... - ..... - ...B2 .... - ..... - ...B3 .... - ..... - ...B4 .... - ..... - ...B5 .... - ..... - ...B8
<b>N-handle</b> H216, H220, H226, H233 B240, B250, B263		black grey white black black black	silver silver silver yellow silver black	black grey white red red black	.... - ..... - ...N1 .... - ..... - ...N2 .... - ..... - ...N3 .... - ..... - ...N4 .... - ..... - ...N5 .... - ..... - ...N8
<b>G-handle</b> H406, H408, H410, H412 K616 K830		black black black black	silver yellow silver black	black red red black	.... - ..... - ...G1 .... - ..... - ...G4 .... - ..... - ...G5 .... - ..... - ...G8
<b>R-handle</b> H216, H220, H226, H233 B240, B250, B263		black grey white black black	silver silver silver yellow silver	black grey white red red	.... - ..... - ...R1 .... - ..... - ...R2 .... - ..... - ...R3 .... - ..... - ...R4 .... - ..... - ...R5
<b>Installation mounting for 45 mm aperture in Panel/Distribution Boards:</b>					
<b>M-handle</b> H216, H220, H226, H233 B240, B250, B263 H406, H408, H410, H412		grey grey grey	silver silver yellow	black grey red	.... - ..... - ...M1 .... - ..... - ...M2 .... - ..... - ...M4
<b>M-handle</b> (escutcheon imprinted) H406, H408, H410, H412		grey grey yellow	– – –	black grey red	.... - ..... - ...M1 .... - ..... - ...M2 .... - ..... - ...M4
<b>N-handle</b> H216, H220, H226, H233 B240, B250, B263		grey grey grey	silver silver yellow	black grey red	.... - ..... - ...N1 .... - ..... - ...N2 .... - ..... - ...N4