

Single hole mounting \varnothing 16 mm / 22.5 mm

With front ring

10A



- Instrument Switch ■
- Changeover Switch ■
- Motor Switch ■
- Control Switch ■
- ON-OFF Switch ■
- Multi-step Switch ■

1 ... 16 contacts

IP66 (front)


Single hole mounting \varnothing 16 mm / 22.5 mm

Order code structure:

Ordering example: 1 pole Changeover Switch with centre OFF 60°, 10A, M-handle:

Type - **Switching programme** - **Mounting form**


P110 - 61025 - 218M1

Type	Rated data (IEC 60947)			Degree of protection Terminals	Terminal accessibility
	Operational current I_e AC-21A (A)	Operational power (at 380–440V) AC-23A (kW) AC-3 (kW)			
P110	10	3	2.2	IP20	 Terminals accessible from mounting direction

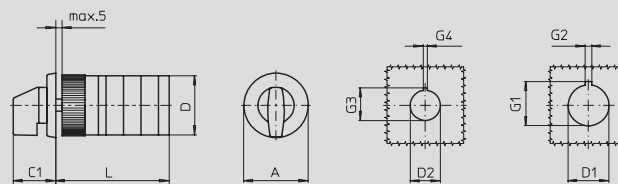
Detailed technical data page 192.

Switching progr.	Stages	Contacts	Description
61191	1	1	ON-OFF Switch 90°, 1 pole
61192	1	2	ON-OFF Switch 90°, 2 pole
61001	1	1	ON-OFF Switch 60°, 1 pole
61002	1	2	ON-OFF Switch 60°, 2 pole
61351	1	1	ON-OFF Switch with spring return, 1 pole
61025	1	2	Changeover Switch with centre OFF 60°, 1 pole
61026	2	4	Changeover Switch with centre OFF 60°, 2 pole
61037	1	2	Changeover Switch without OFF 60°, 1 pole
61049	2	3	Multi-step Switch without OFF, 3 steps, 1 pole
61050	2	4	Multi-step Switch without OFF, 4 steps, 1 pole
61109	1	2	Gang Switch, 2 gangs, 1 pole
61111	3	6	Gang Switch, 2 gangs, 3 pole

Switching diagrams and further switching programmes page 156.

Mounting form	Operator
218M1	 M-handle with front ring black/black

Dimensions in mm:



Type	A	C1	D	D1	D2	G1	G2	G3	G4	L with ... stages (max. 8)				each additional
										1	2	3	4	
P110	30	26	29	22.5	16.2	24.2	3.2	17.9	1.7	57	69	81	93	12