

Electronic housing - ME MAX 22,5 3-3 KMGY - 2713939

Please be informed that the data shown in this PDF Document is generated from our Online Catalog. Please find the complete data in the user's documentation. Our General Terms of Use for Downloads are valid (<http://download.phoenixcontact.com>)



Electronic housing consisting of: Housing shells left and right, front plate, transparent cover, metal foot catch and spring, open housing, 24-pos. (6 x 4 pos.), width: 22,5 mm, color: Light gray

The illustration shows the housing versions

Product Features

- DIN rail bus connector as an option
- Plug-in connection with screw, spring-cage or fast connection technology
- Labels for additional labeling as an option
- Large PCB surface despite compact housing dimensions
- Large front surface for high-pos. plugs or operating and setting elements
- Easy module replacement without interrupting the contact chain
- The fitted cover is easy to adapt and print
- Transparent front cover can be swiveled
- Fixed or plug-in connection technology can be combined on up to three connection levels, with different pitches
- Functional earth ground contact as an option

Key commercial data

package_quantity	10
GTIN	4017918936259

Technical data

General

Housing type	Complete housing
Housing material	Polyamide
Color	light gray

Ambient conditions

Ambient temperature (operation)	-40 °C (depending on power dissipation)
---------------------------------	-----------------------------------------

Dimensions

Length	99 mm
Constructional height	114.5 mm
Width	22.5 mm

Technical data

Inflammability class according to UL 94	V0
-----------------------------------------	----

Electronic housing - ME MAX 22,5 3-3 KMGY - 2713939

Technical data

Technical data

Power dissipation at 20°C in the horizontal mounting position	6.1 W 12.1 W
Number of positions	24

classifications

eCl@ss

eCl@ss 4.0	27180401
eCl@ss 4.1	27180401
eCl@ss 5.0	27180506
eCl@ss 5.1	27180506
eCl@ss 6.0	27180802
eCl@ss 7.0	27182702
eCl@ss 8.0	27182702

ETIM

ETIM 2.0	EC001031
ETIM 3.0	EC001031
ETIM 4.0	EC001031
ETIM 5.0	EC001031


UNSPSC

UNSPSC 6.01	31261501
UNSPSC 7.0901	31261501
UNSPSC 11	31261501
UNSPSC 12.01	31261501
UNSPSC 13.2	31261501

approvals

UL Recognized / cUL Recognized / cULus Recognized /

Approval details



Electronic housing - ME MAX 22,5 3-3 KMGY - 2713939

approvals



accessories

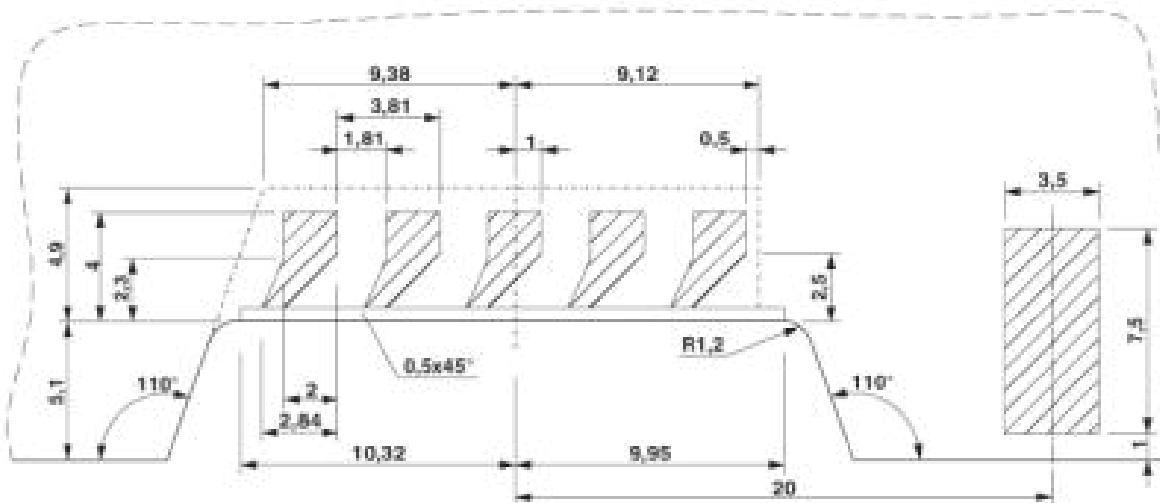
Ground contact

ME FE-CONTACT - 2908294



Drawings

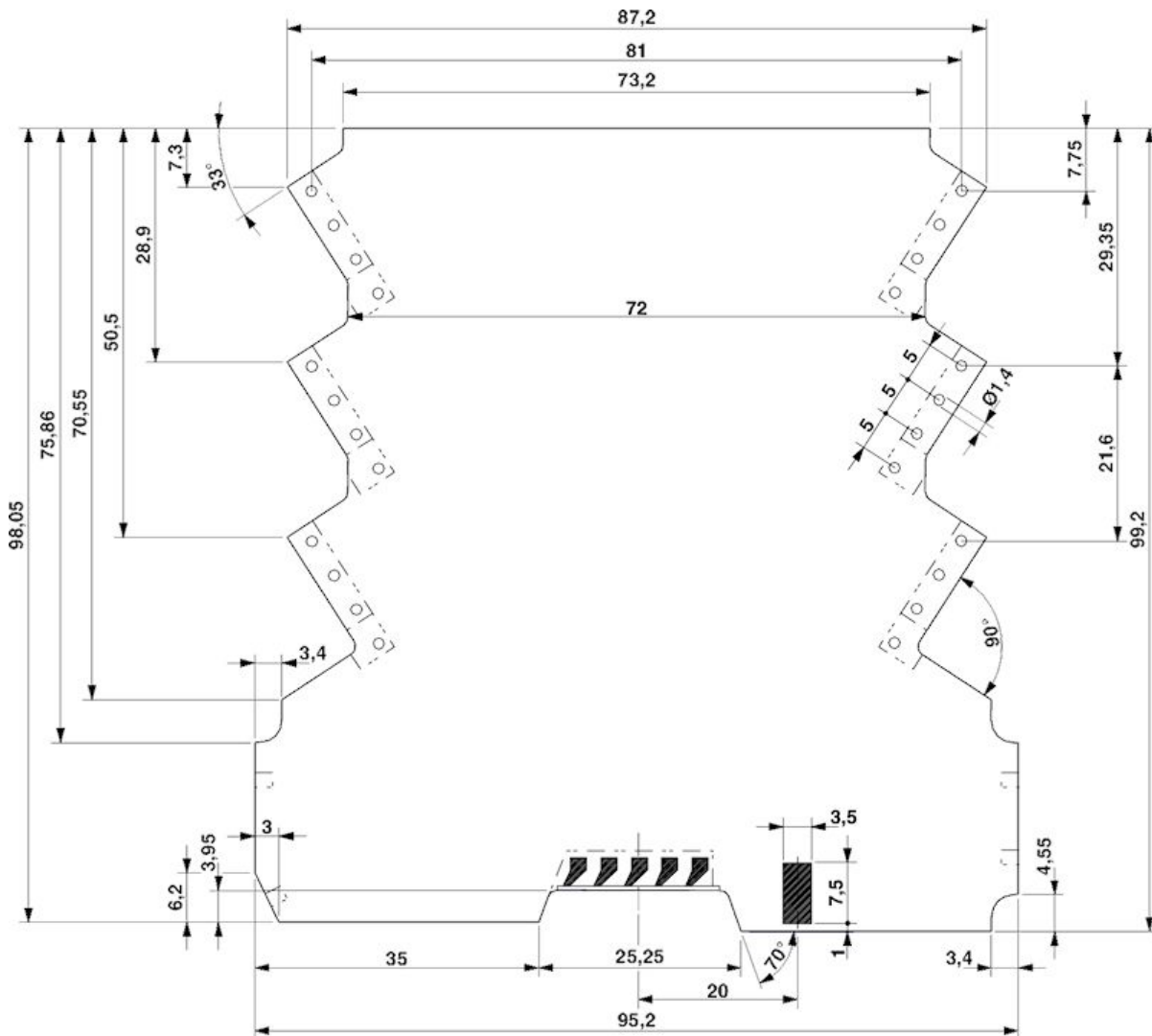
Drilling diagram



Detailed dimensional drawing of the DIN rail connector contact pads

Electronic housing - ME MAX 22,5 3-3 KMGY - 2713939

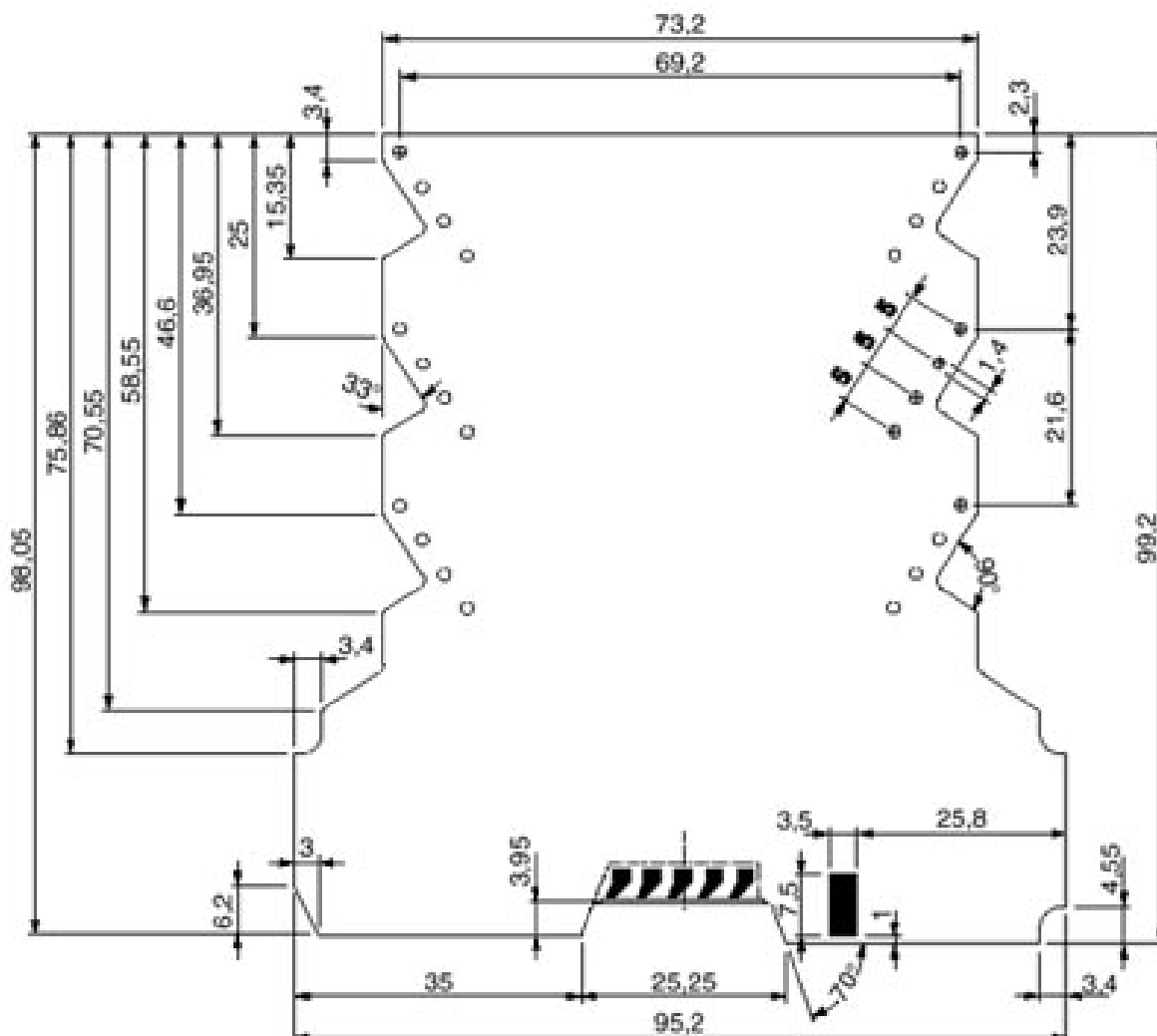
Dimensioned drawing



Dimensional drawing of the ME MAX 3-3 printed circuit board, for printed circuit terminal block connection (MKDSO), view: component side

Electronic housing - ME MAX 22,5 3-3 KMGY - 2713939

Dimensioned drawing



Dimensional drawing of the ME MAX 3-3 printed circuit board for plug connection (MSTBO), view: component side

Electronic housing - ME MAX 22,5 3-3 KMGY - 2713939

Dimensioned drawing

