


# Printed-circuit board connector - FKC 2,5/ 4-ST-RF - 1947078

Please be informed that the data shown in this PDF Document is generated from our Online Catalog. Please find the complete data in the user's documentation. Our General Terms of Use for Downloads are valid (<http://download.phoenixcontact.com>)



Plug component, Nominal current: 12 A, Rated voltage (III/2): 320 V, Number of positions: 4, Pitch: 5 mm, Connection method: Spring-cage connection, Color: green, Contact surface: Tin, Article with self-locking flange

The figure shows a 10-position version of the product

## Product Features

- Can be combined with the MSTB 2,5 range
- For larger numbers of positions up to 24-pos., visit: [phoenixcontact.net/products](http://phoenixcontact.net/products)
- Fast conductor connection thanks to Push-in spring-cage connection
- Contacting of solid or stranded conductors with ferrules without actuating the opening lever directly in the terminal point
- Two test connections for accommodating 2 mm Ø test pins or 2.3 mm Ø test plug

## Key commercial data

<b>package_quantity</b>	50
<b>GTIN</b>	4017918892760

## Technical data

### Dimensions

<b>Pitch</b>	5 mm
<b>Dimension a</b>	15 mm

### General

<b>Range of articles</b>	FKC 2,5/..-ST-RF
<b>Insulating material group</b>	I
<b>Rated surge voltage (III/3)</b>	4 kV
<b>Rated surge voltage (III/2)</b>	4 kV
<b>Rated surge voltage (II/2)</b>	4 kV
<b>Rated voltage (III/3)</b>	250 V
<b>Rated voltage (III/2)</b>	320 V
<b>Rated voltage (II/2)</b>	630 V
<b>Connection in acc. with standard</b>	EN-VDE
<b>Nominal current I<sub>N</sub></b>	12 A
<b>Nominal cross section</b>	2.5 mm <sup>2</sup>
<b>Maximum load current</b>	12 A
<b>Insulating material</b>	PA
<b>Inflammability class according to UL 94</b>	V0

# Printed-circuit board connector - FKC 2,5/ 4-ST-RF - 1947078

## Technical data

### General

Internal cylindrical gage	A2
Stripping length	10 mm
Number of positions	4

### Connection data

Conductor cross section solid min.	0.2 mm <sup>2</sup>
Conductor cross section solid max.	2.5 mm <sup>2</sup>
Conductor cross section stranded min.	0.2 mm <sup>2</sup>
Conductor cross section stranded max.	2.5 mm <sup>2</sup>
Conductor cross section stranded, with ferrule without plastic sleeve min.	0.25 mm <sup>2</sup>
Conductor cross section stranded, with ferrule without plastic sleeve max.	2.5 mm <sup>2</sup>
Conductor cross section stranded, with ferrule with plastic sleeve min.	0.25 mm <sup>2</sup>
Conductor cross section stranded, with ferrule with plastic sleeve max.	2.5 mm <sup>2</sup>
Conductor cross section AWG/kcmil min.	24
Conductor cross section AWG/kcmil max	12
2 conductors with same cross section, stranded, TWIN ferrules with plastic sleeve, min.	0.5 mm <sup>2</sup>
2 conductors with same cross section, stranded, TWIN ferrules with plastic sleeve, max.	1.5 mm <sup>2</sup>
Minimum AWG according to UL/CUL	26
Maximum AWG according to UL/CUL	12

## classifications

### eCl@ss

eCl@ss 4.0	272607xx
eCl@ss 4.1	27260701
eCl@ss 5.0	27260701
eCl@ss 5.1	27260701
eCl@ss 6.0	27260704
eCl@ss 7.0	27440402
eCl@ss 8.0	27440402

### ETIM

ETIM 3.0	EC001121
ETIM 4.0	EC002638
ETIM 5.0	EC002638

### UNSPSC

UNSPSC 6.01	30211810
UNSPSC 7.0901	39121409

# Printed-circuit board connector - FKC 2,5/ 4-ST-RF - 1947078

## classifications


### UNSPSC


<b>UNSPSC 11</b>	39121409
<b>UNSPSC 12.01</b>	39121409
<b>UNSPSC 13.2</b>	39121409


## approvals


UL Recognized / VDE Gutachten mit Fertigungsüberwachung / cUL Recognized / IEC60320 CB Scheme / GOST / GOST / CCA / cULus Recognized /

### Approval details

<b>UL Recognized</b> 		
Usegroups	B	D
Nominal voltage UN	300 V	300 V
Nominal current IN	10 A	10 A
mm <sup>2</sup> /AWG/kcmil	26-12	26-12


<b>VDE Gutachten mit Fertigungsüberwachung</b> 	
Nominal voltage UN	250 V
Nominal current IN	12 A
mm <sup>2</sup> /AWG/kcmil	0.2-2.5

<b>cUL Recognized</b> 		
Usegroups	B	D
Nominal voltage UN	300 V	300 V
Nominal current IN	10 A	10 A
mm <sup>2</sup> /AWG/kcmil	26-12	26-12

<b>IECEE CB Scheme</b> 	
Nominal voltage UN	250 V
Nominal current IN	12 A
mm <sup>2</sup> /AWG/kcmil	0.2-2.5

# Printed-circuit board connector - FKC 2,5/ 4-ST-RF - 1947078

approvals



CCA	
Nominal voltage UN	250 V
Nominal current IN	12 A
mm <sup>2</sup> /AWG/kcmil	0.2-2.5



## Drawings

Dimensioned drawing

