

Printed-circuit board connector - FK-MC 0,5/ 2-ST-2,5 - 1881325

Please be informed that the data shown in this PDF Document is generated from our Online Catalog. Please find the complete data in the user's documentation. Our General Terms of Use for Downloads are valid (<http://download.phoenixcontact.com>)



Plug component, Nominal current: 4 A, Rated voltage (III/2): 160 V, Number of positions: 2, Pitch: 2.5 mm, Connection method: Spring-cage connection, Color: green, Contact surface: Tin

The figure shows a 10-position version of the product

Product Features

- Possible combinations with MC 0,5 and MCD 0,5 base strips with 2.5 mm pitch
- User-friendly actuation of the terminal point using a screwdriver
- Fast conductor connection thanks to Push-in spring-cage connection
- Individual position coding by removing the coding tab and connecting the coding profile to the header
- Test connection for accommodating 1 mm Ø test plug

Key commercial data

package_quantity	50
GTIN	4017918156572

Technical data

Dimensions

Pitch	2.5 mm
Dimension a	2.5 mm

General

Range of articles	FK-MC 0,5/..-ST
Insulating material group	I
Rated surge voltage (III/3)	1.5 kV
Rated surge voltage (III/2)	2.5 kV
Rated surge voltage (II/2)	2.5 kV
Rated voltage (III/3)	100 V
Rated voltage (III/2)	160 V
Rated voltage (II/2)	320 V
Connection in acc. with standard	EN-VDE
Nominal current I_N	4 A
Nominal cross section	0.5 mm ²
Maximum load current	4 A (with 0.5 mm ² conductor cross section)
Insulating material	PA
Inflammability class according to UL 94	V0

Printed-circuit board connector - FK-MC 0,5/ 2-ST-2,5 - 1881325

Technical data

General

Stripping length	8 mm
Number of positions	2

Connection data

Conductor cross section solid min.	0.14 mm ²
Conductor cross section solid max.	0.5 mm ²
Conductor cross section stranded min.	0.14 mm ²
Conductor cross section stranded max.	0.5 mm ²
Conductor cross section stranded, with ferrule without plastic sleeve min.	0.25 mm ²
Conductor cross section stranded, with ferrule without plastic sleeve max.	0.5 mm ²
Conductor cross section AWG/kcmil min.	26
Conductor cross section AWG/kcmil max	20
Minimum AWG according to UL/CUL	28
Maximum AWG according to UL/CUL	20

classifications

eCl@ss

eCl@ss 4.0	272607xx
eCl@ss 4.1	27260701
eCl@ss 5.0	27260701
eCl@ss 5.1	27260701
eCl@ss 6.0	27260704
eCl@ss 7.0	27440402
eCl@ss 8.0	27440309

ETIM

ETIM 3.0	EC001121
ETIM 4.0	EC002638
ETIM 5.0	EC002638

UNSPSC

UNSPSC 6.01	30211810
UNSPSC 7.0901	39121409
UNSPSC 11	39121409
UNSPSC 12.01	39121409
UNSPSC 13.2	39121409

approvals

UL Recognized / VDE Gutachten mit Fertigungsüberwachung / cUL Recognized / GOST / IECCEB Scheme / GOST / CCA / cULus Recognized /

Printed-circuit board connector - FK-MC 0,5/ 2-ST-2,5 - 1881325

approvals

Approval details

UL Recognized

Usegroups	B
Nominal voltage UN	125 V
Nominal current IN	4 A
mm ² /AWG/kcmil	28-20

VDE Gutachten mit Fertigungsüberwachung

Nominal voltage UN	100 V
Nominal current IN	4 A
mm ² /AWG/kcmil	0.2-0.5

cUL Recognized

Usegroups	B
Nominal voltage UN	125 V
Nominal current IN	4 A
mm ² /AWG/kcmil	28-20

GOST


IECEE CB Scheme

Nominal voltage UN	100 V
Nominal current IN	4 A
mm ² /AWG/kcmil	0.2-0.5

Printed-circuit board connector - FK-MC 0,5/ 2-ST-2,5 - 1881325

approvals

CCA	
Nominal voltage UN	100 V
Nominal current IN	4 A
mm ² /AWG/kcmil	0.2-0.5



accessories

Screwdriver tools

SZS 0,4X2,0 - 1205202



Labeled terminal marker

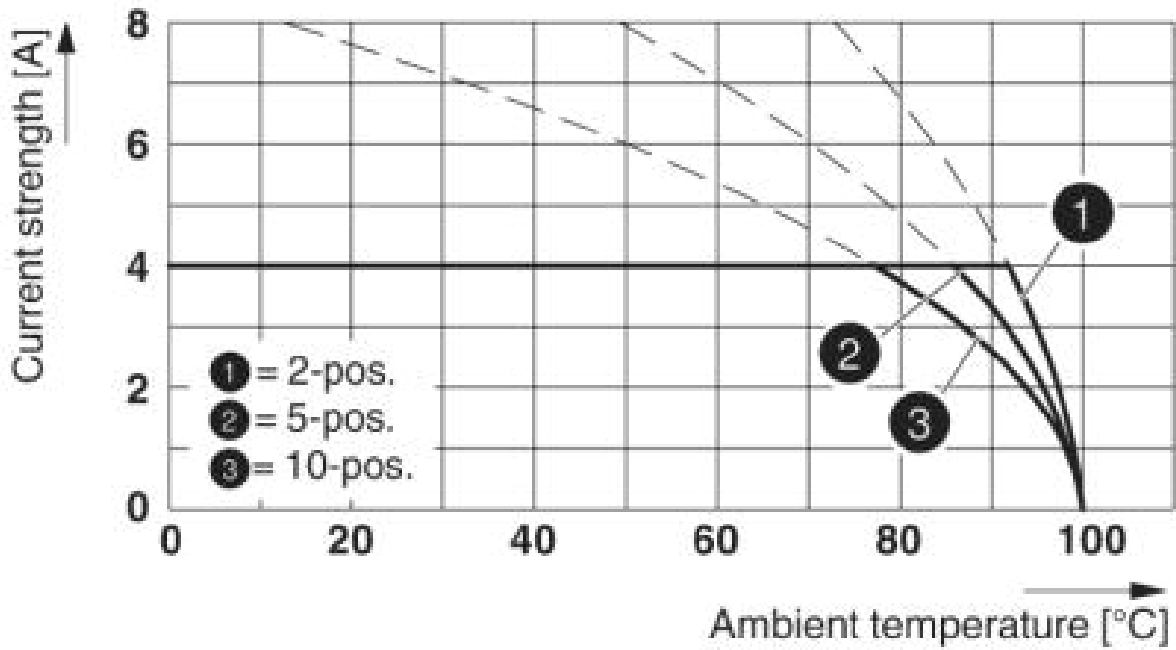
SK 2,54/2,8:FORTL.ZAHLEN - 0804853



Drawings

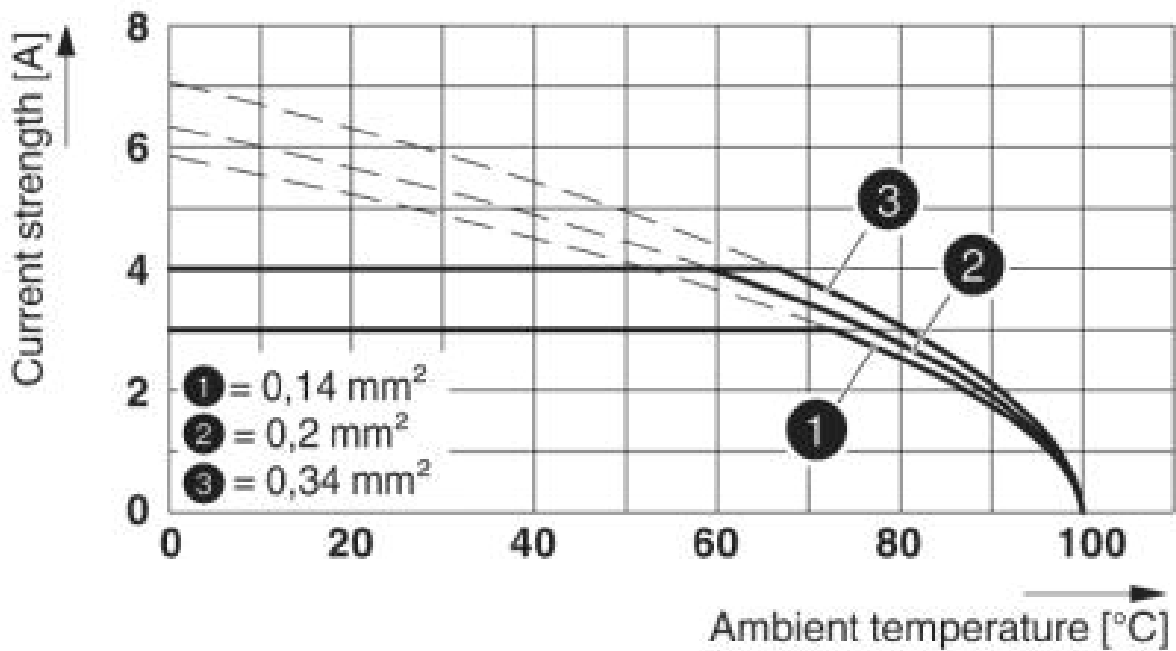
Printed-circuit board connector - FK-MC 0,5/ 2-ST-2,5 - 1881325

Diagram



Type: FK-MC 0,5/...-ST-2,5 with MC 0,5/...-G-2,5

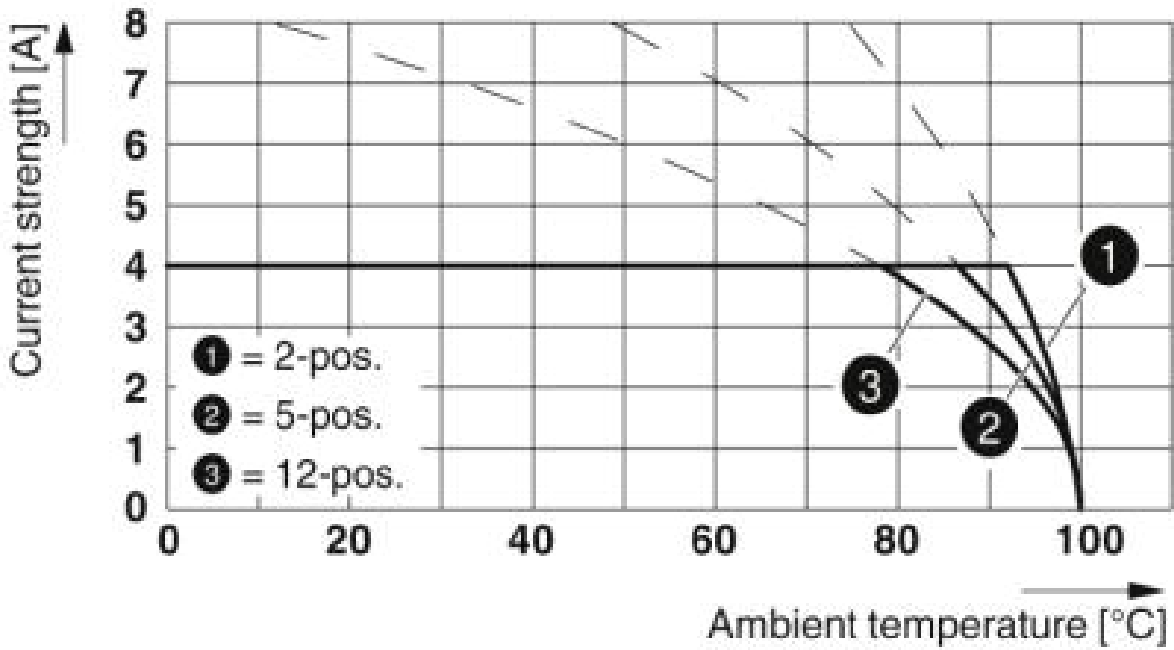
Diagram



Type: FK-MC 0,5/...-ST-2,5 with MC 0,5/...-G-2,5

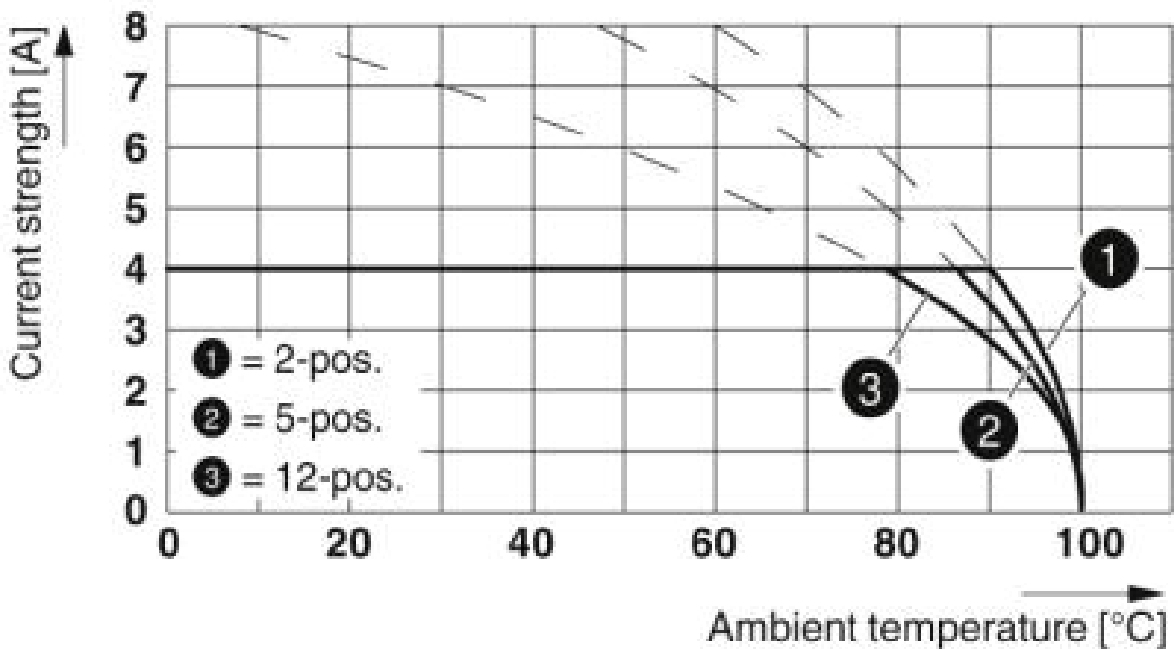
Printed-circuit board connector - FK-MC 0,5/ 2-ST-2,5 - 1881325

Diagram



Type: FK-MC 0,5/...-ST-2,5 with MCV 0,5/...-G-2,5 THT

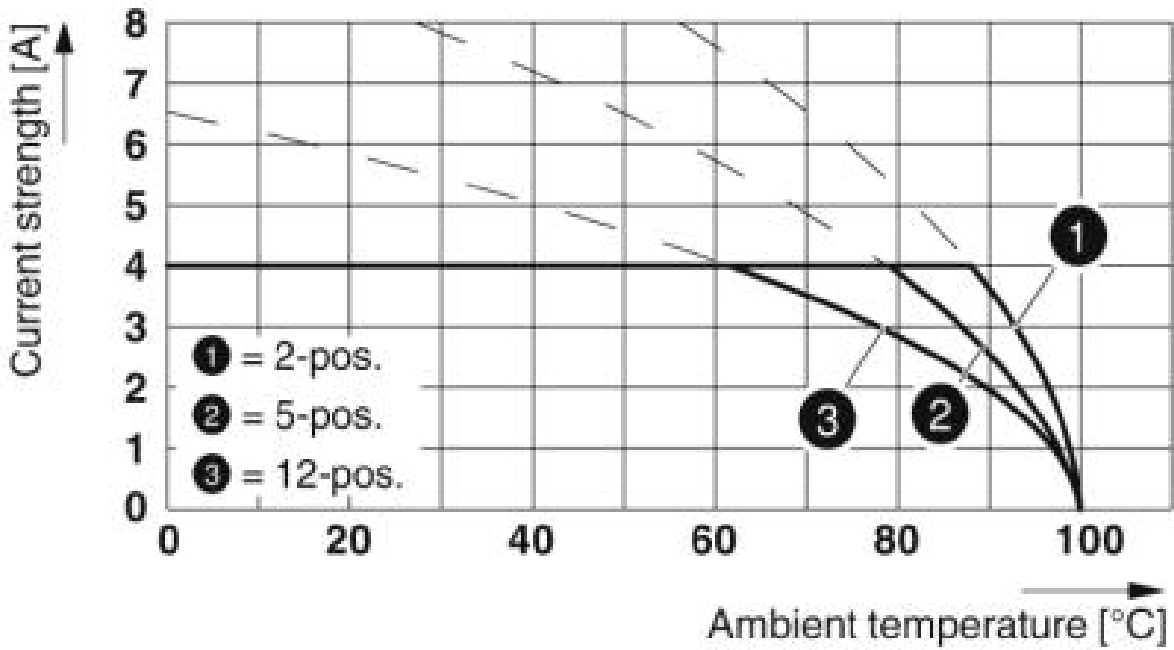
Diagram



Type: FK-MC 0,5/...-ST-2,5 with MC 0,5/...-G-2,5 THT

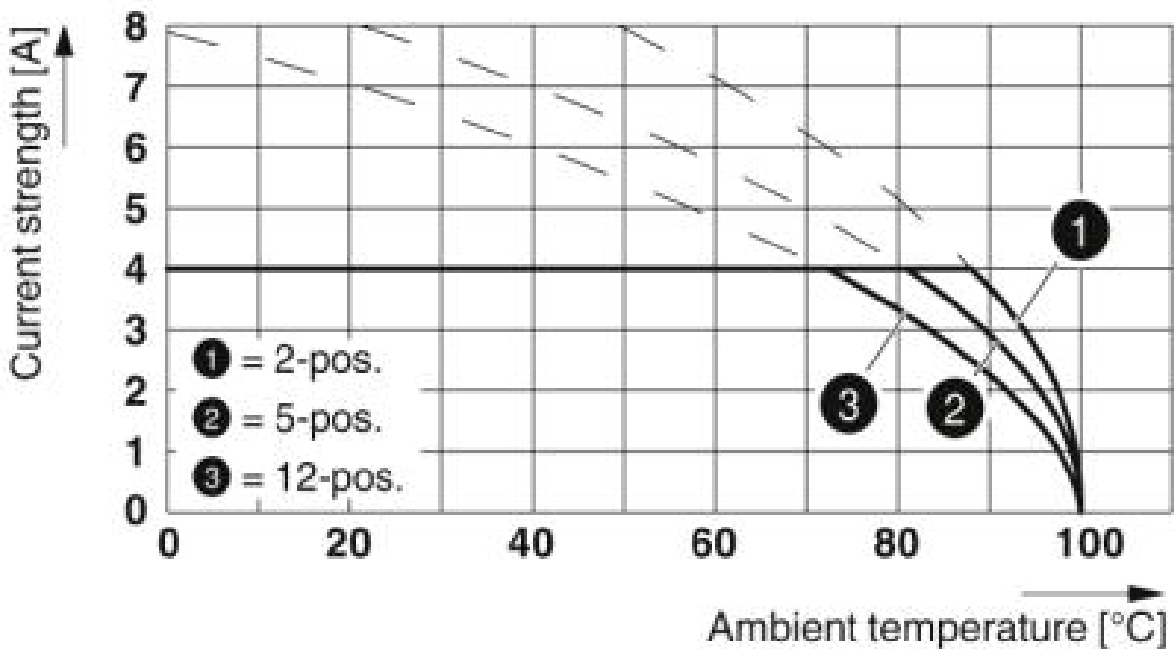
Printed-circuit board connector - FK-MC 0,5/ 2-ST-2,5 - 1881325

Diagram



Type: FK-MC 0,5/...-ST-2,5 with MCD 0,5/...-G1-2,5

Diagram



Type: FK-MC 0,5/...-ST-2,5 with MCDV 0,5/...-G1-2,5

Printed-circuit board connector - FK-MC 0,5/ 2-ST-2,5 - 1881325

Diagram



Type: FK-MC 0,5/...-ST-2,5 with MCV 0,5/...-G-2,5

Dimensioned drawing

