

# Printed-circuit board connector - PC 4/ 3-STF-7,62 - 1828252

Please be informed that the data shown in this PDF Document is generated from our Online Catalog. Please find the complete data in the user's documentation. Our General Terms of Use for Downloads are valid (<http://download.phoenixcontact.com>)



Plug component, Nominal current: 20 A, Rated voltage (III/2): 630 V, Number of positions: 3, Pitch: 7.62 mm, Connection method: Screw connection, Color: green, Contact surface: Tin

The figure shows a 5-pos. version of the product

## Product Features

- Plugs can be keyed using CP-PC RD coding profiles
- High-capacity plugs with a current carrying capacity of 20 A
- Vibration-resistant connection by means of screw flange (PC 4/...-STF-7,62)
- Integrated double steel spring as extra safety against contact corrosion
- Screw connection up to 4 mm<sup>2</sup>, stranded

## Key commercial data

<b>package_quantity</b>	50
<b>GTIN</b>	4017918050481

## Technical data

### Dimensions

<b>Pitch</b>	7.62 mm
<b>Dimension a</b>	15.24 mm

### General

<b>Range of articles</b>	PC 4/...-STF
<b>Insulating material group</b>	I
<b>Rated surge voltage (III/3)</b>	6 kV
<b>Rated surge voltage (III/2)</b>	6 kV
<b>Rated surge voltage (II/2)</b>	6 kV
<b>Rated voltage (III/3)</b>	400 V
<b>Rated voltage (III/2)</b>	630 V
<b>Rated voltage (II/2)</b>	1000 V
<b>Connection in acc. with standard</b>	EN-VDE
<b>Nominal current I<sub>N</sub></b>	20 A
<b>Nominal cross section</b>	4 mm <sup>2</sup>
<b>Maximum load current</b>	20 A
<b>Insulating material</b>	PA
<b>Inflammability class according to UL 94</b>	V0

# Printed-circuit board connector - PC 4/ 3-STF-7,62 - 1828252

## Technical data

### General

Internal cylindrical gage	A4
Stripping length	7 mm
Number of positions	3
Screw thread	M3
Tightening torque, min	0.5 Nm
Tightening torque max	0.6 Nm

### Connection data

Conductor cross section solid min.	0.2 mm <sup>2</sup>
Conductor cross section solid max.	4 mm <sup>2</sup>
Conductor cross section stranded min.	0.2 mm <sup>2</sup>
Conductor cross section stranded max.	4 mm <sup>2</sup>
Conductor cross section stranded, with ferrule without plastic sleeve min.	0.25 mm <sup>2</sup>
Conductor cross section stranded, with ferrule without plastic sleeve max.	4 mm <sup>2</sup>
Conductor cross section stranded, with ferrule with plastic sleeve min.	0.25 mm <sup>2</sup>
Conductor cross section stranded, with ferrule with plastic sleeve max.	4 mm <sup>2</sup>
Conductor cross section AWG/kcmil min.	24
Conductor cross section AWG/kcmil max	10
2 conductors with same cross section, solid min.	0.2 mm <sup>2</sup>
2 conductors with same cross section, solid max.	2.5 mm <sup>2</sup>
2 conductors with same cross section, stranded min.	0.2 mm <sup>2</sup>
2 conductors with same cross section, stranded max.	1.5 mm <sup>2</sup>
2 conductors with same cross section, stranded, ferrules without plastic sleeve, min.	0.25 mm <sup>2</sup>
2 conductors with same cross section, stranded, ferrules without plastic sleeve, max.	1.5 mm <sup>2</sup>
2 conductors with same cross section, stranded, TWIN ferrules with plastic sleeve, min.	0.5 mm <sup>2</sup>
2 conductors with same cross section, stranded, TWIN ferrules with plastic sleeve, max.	2.5 mm <sup>2</sup>
Minimum AWG according to UL/CUL	30
Maximum AWG according to UL/CUL	10

## classifications

### eCl@ss

eCl@ss 4.0	272607xx
eCl@ss 4.1	27260701
eCl@ss 5.0	27260701
eCl@ss 5.1	27260701
eCl@ss 6.0	27260704

# Printed-circuit board connector - PC 4/ 3-STF-7,62 - 1828252

## classifications

### eCl@ss

eCl@ss 7.0	27440402
eCl@ss 8.0	27440402

### ETIM

ETIM 3.0	EC001121
ETIM 4.0	EC002638
ETIM 5.0	EC002638

### UNSPSC

UNSPSC 6.01	30211810
UNSPSC 7.0901	39121409
UNSPSC 11	39121409
UNSPSC 12.01	39121409
UNSPSC 13.2	39121409

## approvals

CSA / UL Recognized / cUL Recognized / GOST / LR / GL / DNV / GOST / BV / cULus Recognized /

### Approval details

Usegroups	B	C
Nominal voltage UN	300 V	300 V
Nominal current IN	20 A	20 A
mm <sup>2</sup> /AWG/kcmil	28-10	28-10

Usegroups	B	C	D
Nominal voltage UN	300 V	300 V	600 V
Nominal current IN	20 A	20 A	5 A
mm <sup>2</sup> /AWG/kcmil	30-10	30-10	30-10

Usegroups	B	C	D
Nominal voltage UN	300 V	300 V	600 V
Nominal current IN	20 A	20 A	5 A

# Printed-circuit board connector - PC 4/ 3-STF-7,62 - 1828252

## approvals


Usegroups	B	C	D
mm <sup>2</sup> /AWG/kcmil	30-10	30-10	30-10




LR	
Nominal voltage UN	400 V
Nominal current IN	20 A
mm <sup>2</sup> /AWG/kcmil	4

GL	
Nominal voltage UN	400 V
Nominal current IN	20 A
mm <sup>2</sup> /AWG/kcmil	4

DNV



BV



## accessories

### Coding element

CP-PC RD - 1701967



---

## Labeled terminal marker

## Printed-circuit board connector - PC 4/ 3-STF-7,62 - 1828252

### accessories

SK 7,62/3,8:FORTL.ZAHLEN - 0804549



---

### Screwdriver tools

SZS 0,6X3,5 - 1205053



---

### Terminal marking

SK U/3,8 WH:UNBEDRUCKT - 0803906



---

### Marker pen

B-STIFT - 1051993



---

### accessories

SK 7,62/3,8:SO - 0805153

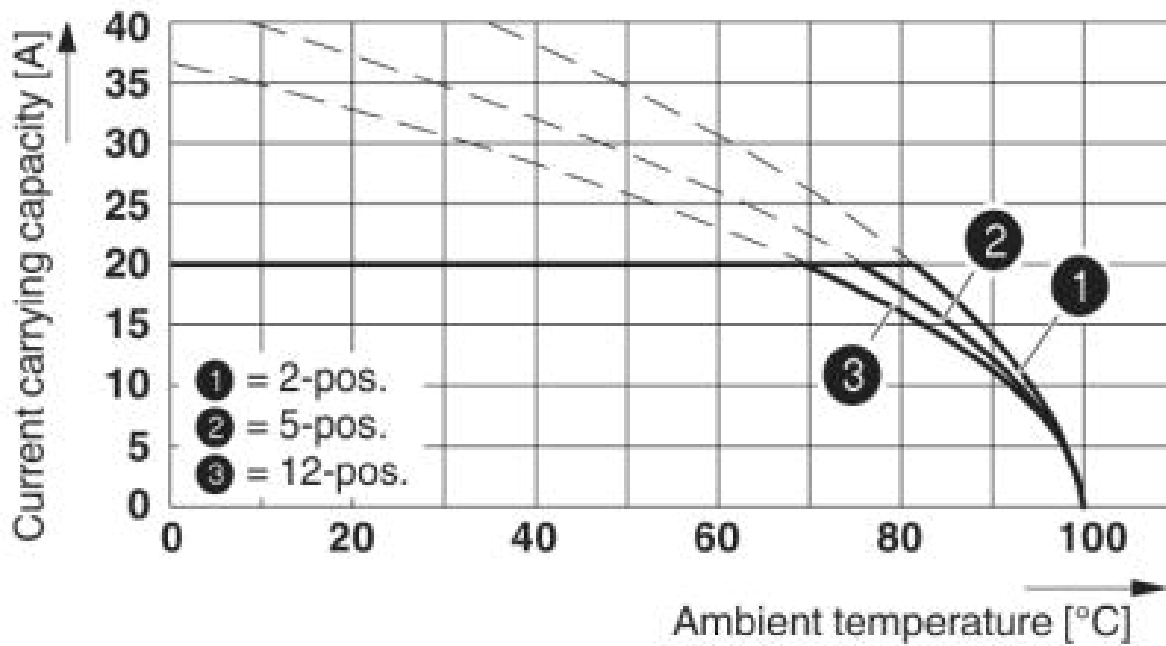


# Printed-circuit board connector - PC 4/ 3-STF-7,62 - 1828252

accessories

## Drawings

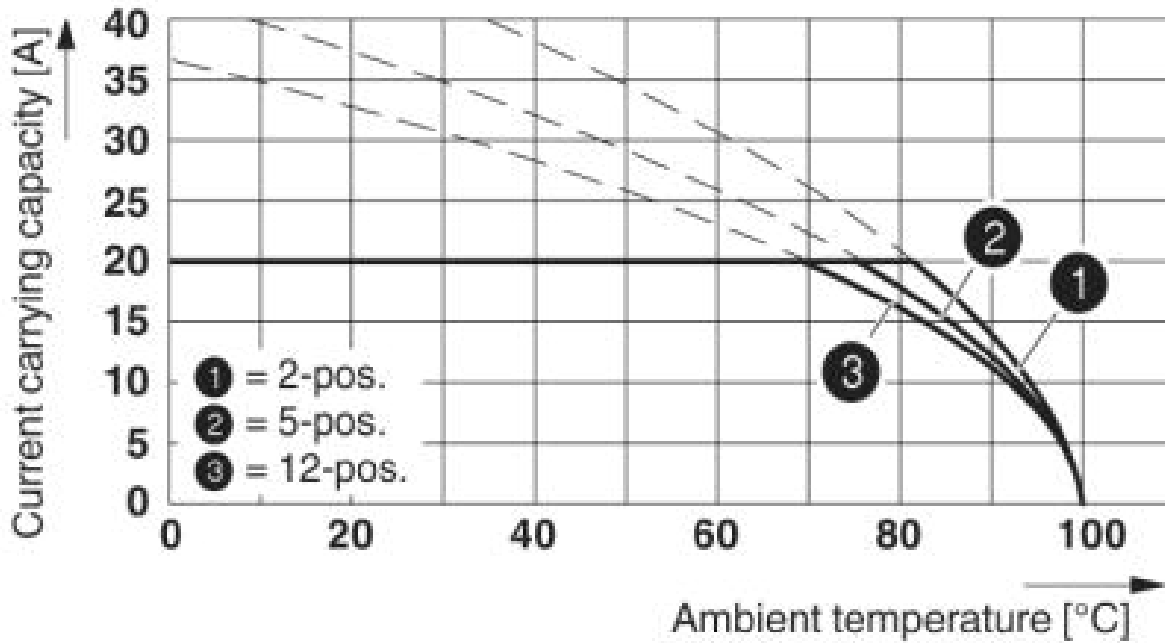
Diagram



Derating curve for: PC 4/...-ST-7,62 with PC 4/...-G-7,62

# Printed-circuit board connector - PC 4/ 3-STF-7,62 - 1828252

Diagram



Derating curve for: PC 4/...-ST-7,62 with PCV 4/...-G-7,62

Dimensioned drawing

