

Printed-circuit board connector - MC 1,5/ 3-STF-3,81 - 1827716

Please be informed that the data shown in this PDF Document is generated from our Online Catalog. Please find the complete data in the user's documentation. Our General Terms of Use for Downloads are valid (<http://download.phoenixcontact.com>)



Plug component, Nominal current: 8 A, Rated voltage (III/2): 160 V, Number of positions: 3, Pitch: 3.81 mm, Connection method: Screw connection, Color: green, Contact surface: Tin

The figure shows a 10-position version of the product

Product Features

- Generously dimensioned wiring space
- Plug-in direction parallel to the conductor axis
- Low design height of the MC 1,5 plug range
- Individual position coding by removing the coding tab and connecting the coding profile to the header

Key commercial data

package_quantity	50
GTIN	4017918050177

Technical data

Dimensions

Height	11.1 mm
Pitch	3.81 mm
Dimension a	7.62 mm

General

Range of articles	MC 1,5/...STF
Insulating material group	I
Rated surge voltage (III/3)	2.5 kV
Rated surge voltage (III/2)	2.5 kV
Rated surge voltage (II/2)	2.5 kV
Rated voltage (III/3)	160 V
Rated voltage (III/2)	160 V
Rated voltage (II/2)	320 V
Connection in acc. with standard	EN-VDE
Nominal current I_N	8 A
Nominal cross section	1.5 mm ²
Maximum load current	8 A (with 1.5 mm ² conductor cross section)
Insulating material	PA
Inflammability class according to UL 94	V0

Printed-circuit board connector - MC 1,5/ 3-STF-3,81 - 1827716

Technical data

General

Internal cylindrical gage	A1
Stripping length	7 mm
Number of positions	3
Screw thread	M2
Tightening torque, min	0.22 Nm
Tightening torque max	0.25 Nm

Connection data

Conductor cross section solid min.	0.14 mm ²
Conductor cross section solid max.	1.5 mm ²
Conductor cross section stranded min.	0.14 mm ²
Conductor cross section stranded max.	1.5 mm ²
Conductor cross section stranded, with ferrule without plastic sleeve min.	0.25 mm ²
Conductor cross section stranded, with ferrule without plastic sleeve max.	1.5 mm ²
Conductor cross section stranded, with ferrule with plastic sleeve min.	0.25 mm ²
Conductor cross section stranded, with ferrule with plastic sleeve max.	0.5 mm ²
Conductor cross section AWG/kcmil min.	28
Conductor cross section AWG/kcmil max	16
2 conductors with same cross section, solid min.	0.08 mm ²
2 conductors with same cross section, solid max.	0.5 mm ²
2 conductors with same cross section, stranded min.	0.08 mm ²
2 conductors with same cross section, stranded max.	0.75 mm ²
2 conductors with same cross section, stranded, ferrules without plastic sleeve, min.	0.25 mm ²
2 conductors with same cross section, stranded, ferrules without plastic sleeve, max.	0.34 mm ²
2 conductors with same cross section, stranded, TWIN ferrules with plastic sleeve, min.	0.5 mm ²
2 conductors with same cross section, stranded, TWIN ferrules with plastic sleeve, max.	0.5 mm ²
Minimum AWG according to UL/CUL	30
Maximum AWG according to UL/CUL	14

classifications

eCl@ss

eCl@ss 4.0	272607xx
eCl@ss 4.1	27260701
eCl@ss 5.0	27260701
eCl@ss 5.1	27260701
eCl@ss 6.0	27260704

Printed-circuit board connector - MC 1,5/ 3-STF-3,81 - 1827716

classifications

eCl@ss

eCl@ss 7.0	27440402
eCl@ss 8.0	27440402

ETIM

ETIM 3.0	EC001121
ETIM 4.0	EC002638
ETIM 5.0	EC002638


UNSPSC


UNSPSC 6.01	30211810
UNSPSC 7.0901	39121409
UNSPSC 11	39121409
UNSPSC 12.01	39121409
UNSPSC 13.2	39121409


approvals

CSA / UL Recognized / VDE Gutachten mit Fertigungsüberwachung / cUL Recognized / GOST / IECCEB CB Scheme / GOST / CCA / cULus Recognized /

Approval details

		
Usegroups	B	D
Nominal voltage UN	300 V	300 V
Nominal current IN	8 A	8 A
mm ² /AWG/kcmil	28-16	28-16

		
Usegroups	B	D
Nominal voltage UN	300 V	300 V
Nominal current IN	8 A	8 A
mm ² /AWG/kcmil	30-14	30-14

	
Nominal voltage UN	160 V

Printed-circuit board connector - MC 1,5/ 3-STF-3,81 - 1827716

approvals

Nominal current IN	8 A
mm ² /AWG/kcmil	0.2-1.5

cUL Recognized

Usegroups	B	D
Nominal voltage UN	300 V	300 V
Nominal current IN	8 A	8 A
mm ² /AWG/kcmil	30-14	30-14

GOST

IECEE CB Scheme

Nominal voltage UN	160 V
Nominal current IN	8 A
mm ² /AWG/kcmil	0.2-1.5

CCA

Nominal voltage UN	160 V
Nominal current IN	8 A
mm ² /AWG/kcmil	0.2-1.5

cULus Recognized

accessories

Labeled terminal marker

Printed-circuit board connector - MC 1,5/ 3-STF-3,81 - 1827716

accessories

SK 3,81/2,8:FORTL.ZAHLEN - 0804109



Screwdriver tools

SZS 0,4X2,5 VDE - 1205037



Cable housing

KGG-MC 1,5/ 2 - 1834343



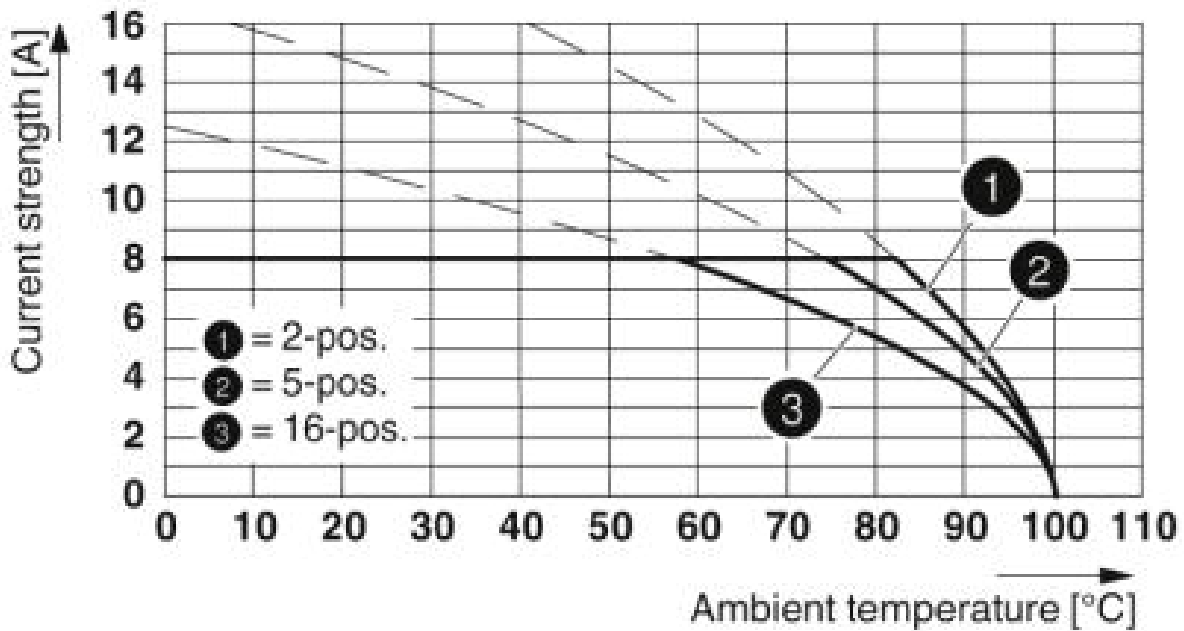
KGG-MC 1,5/ 6 - 1834385



Drawings

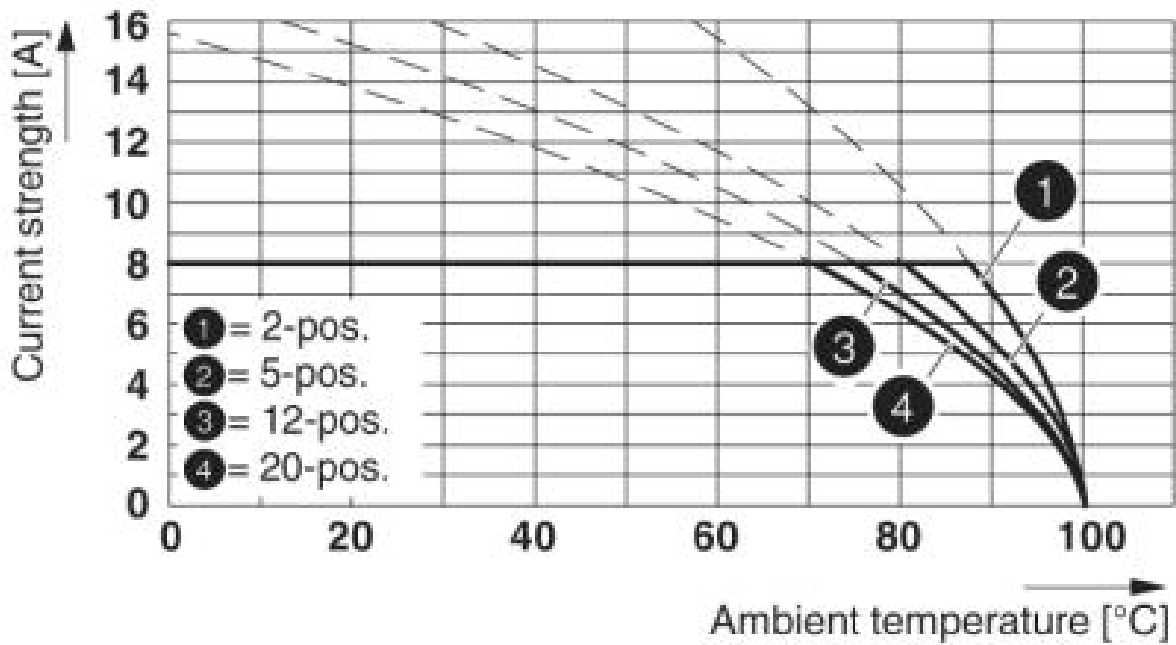
Printed-circuit board connector - MC 1,5/ 3-STF-3,81 - 1827716

Diagram



Type: MC 1,5/...-STF-3,81 with MCD 1,5/...-G1F-3,81

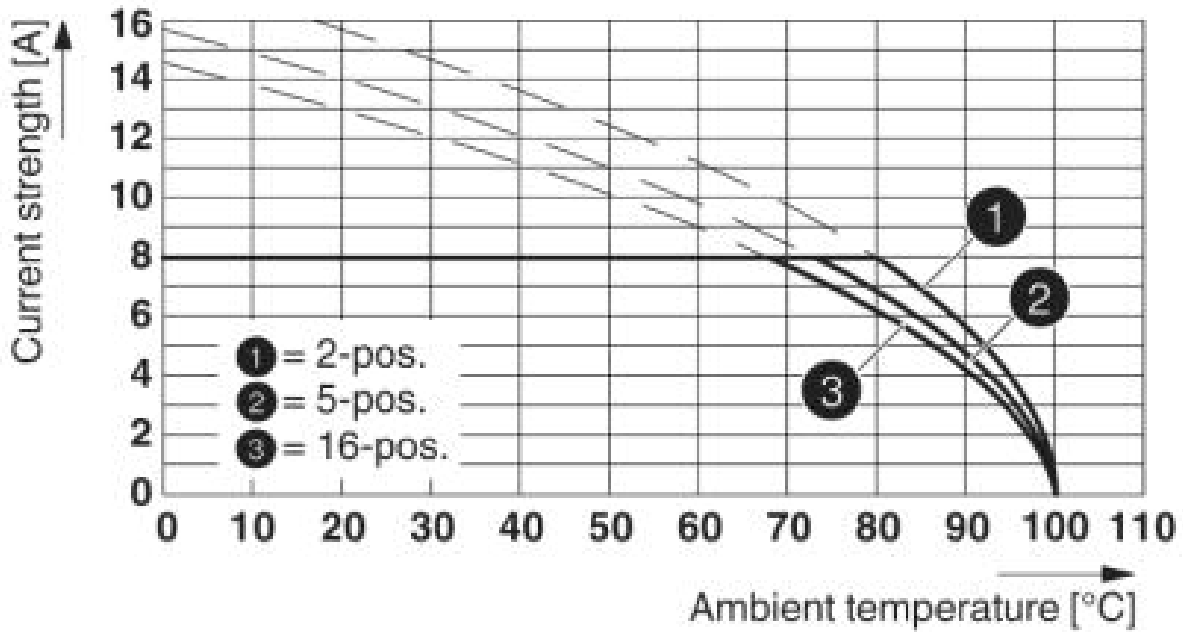
Diagram



Type: MC 1,5/...-STF-3,81 with MC 1,5/...-GF-3,81

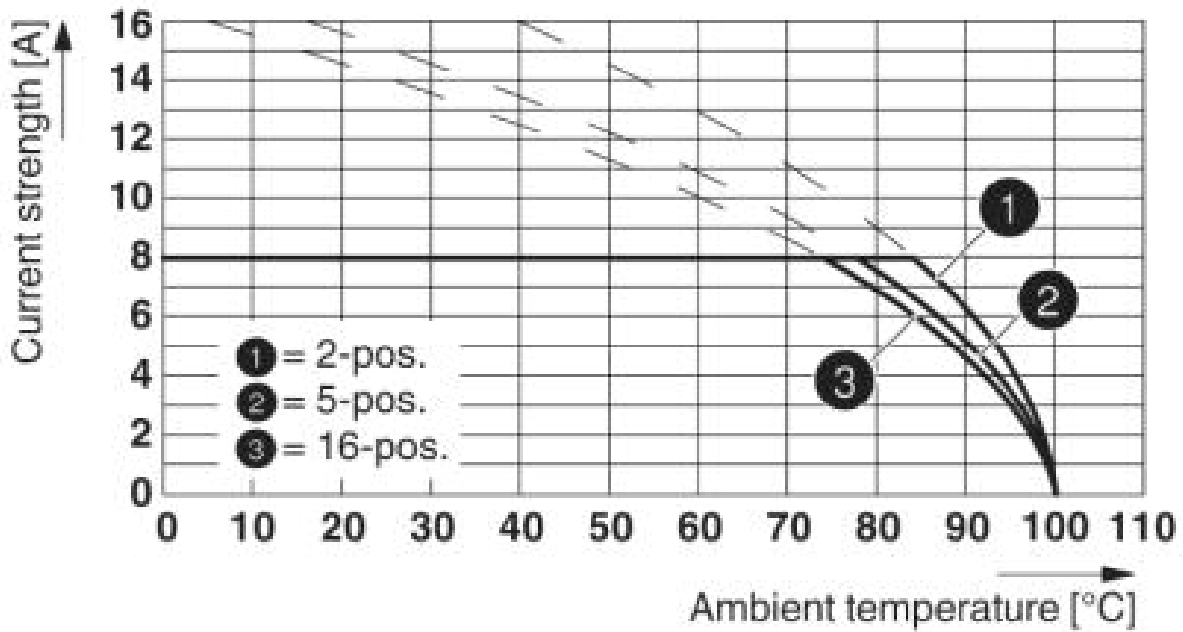
Printed-circuit board connector - MC 1,5/ 3-STF-3,81 - 1827716

Diagram



Type: MC 1,5/...-STF-3,81 with DFK-MC 1,5/...-GF-3,81 (with flat plug)

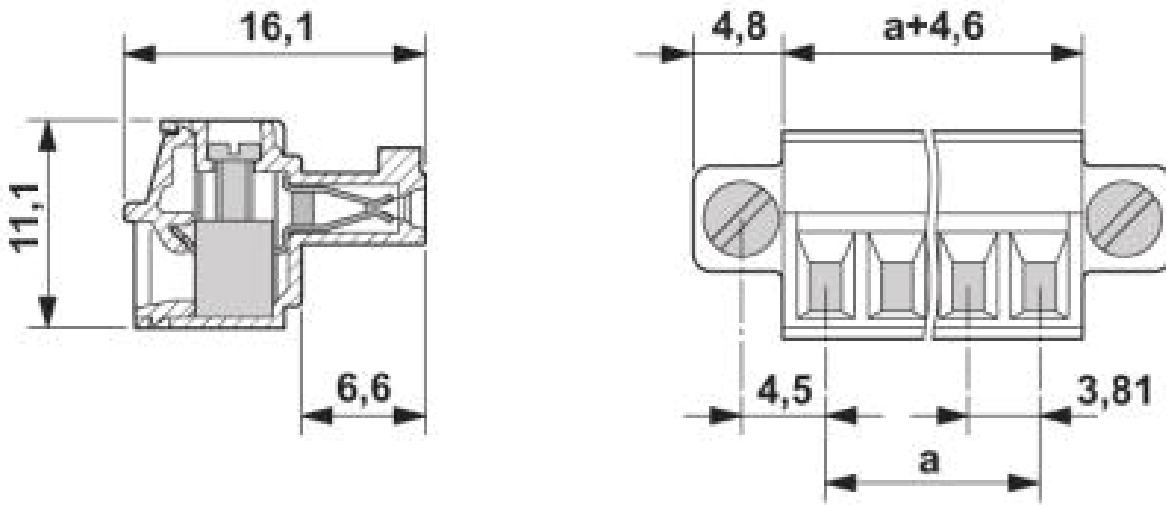
Diagram



Type: MC 1,5/...-STF-3,81 with DFK-MC 1,5/...-GF-3,81 (with solder connection)

Printed-circuit board connector - MC 1,5/ 3-STF-3,81 - 1827716

Dimensioned drawing



© Phoenix Contact 2014 - all rights reserved
<http://www.phoenixcontact.com>