

Printed-circuit board connector - MSTB 2,5/ 4-ST-5,08 - 1757035

Please be informed that the data shown in this PDF Document is generated from our Online Catalog. Please find the complete data in the user's documentation. Our General Terms of Use for Downloads are valid (<http://download.phoenixcontact.com>)



Plug component, Nominal current: 12 A, Rated voltage (III/2): 320 V, Number of positions: 4, Pitch: 5.08 mm, Connection method: Screw connection, Color: green, Contact surface: Tin

The figure shows a 10-position version of the product

Product Features

- Plug-in direction parallel to the conductor axis
- Individual position coding by inserting coding profiles
- Standard plug-in system for 320 V (III/2)

Key commercial data

package_quantity	50
GTIN	4017918029562

Technical data

Dimensions

Pitch	5.08 mm
Dimension a	15.24 mm

General

Range of articles	MSTB 2,5/..-ST
Insulating material group	I
Rated surge voltage (III/3)	4 kV
Rated surge voltage (III/2)	4 kV
Rated surge voltage (II/2)	4 kV
Rated voltage (III/3)	250 V
Rated voltage (III/2)	320 V
Rated voltage (II/2)	630 V
Connection in acc. with standard	EN-VDE
Nominal current I _N	12 A
Nominal cross section	2.5 mm ²
Maximum load current	12 A (with 2.5 mm ² conductor cross section)
Insulating material	PA
Inflammability class according to UL 94	V0
Internal cylindrical gage	A3
Stripping length	7 mm

Printed-circuit board connector - MSTB 2,5/ 4-ST-5,08 - 1757035

Technical data

General

Number of positions	4
Screw thread	M3
Tightening torque, min	0.5 Nm
Tightening torque max	0.6 Nm

Connection data

Conductor cross section solid min.	0.2 mm ²
Conductor cross section solid max.	2.5 mm ²
Conductor cross section stranded min.	0.2 mm ²
Conductor cross section stranded max.	2.5 mm ²
Conductor cross section stranded, with ferrule without plastic sleeve min.	0.25 mm ²
Conductor cross section stranded, with ferrule without plastic sleeve max.	2.5 mm ²
Conductor cross section stranded, with ferrule with plastic sleeve min.	0.25 mm ²
Conductor cross section stranded, with ferrule with plastic sleeve max.	2.5 mm ²
Conductor cross section AWG/kcmil min.	24
Conductor cross section AWG/kcmil max	12
2 conductors with same cross section, solid min.	0.2 mm ²
2 conductors with same cross section, solid max.	1 mm ²
2 conductors with same cross section, stranded min.	0.2 mm ²
2 conductors with same cross section, stranded max.	1.5 mm ²
2 conductors with same cross section, stranded, ferrules without plastic sleeve, min.	0.25 mm ²
2 conductors with same cross section, stranded, ferrules without plastic sleeve, max.	1 mm ²
2 conductors with same cross section, stranded, TWIN ferrules with plastic sleeve, min.	0.5 mm ²
2 conductors with same cross section, stranded, TWIN ferrules with plastic sleeve, max.	1.5 mm ²
Minimum AWG according to UL/CUL	30
Maximum AWG according to UL/CUL	12

classifications

eCl@ss

eCl@ss 4.0	272607xx
eCl@ss 4.1	27260701
eCl@ss 5.0	27260701
eCl@ss 5.1	27260701
eCl@ss 6.0	27260704
eCl@ss 7.0	27440402
eCl@ss 8.0	27440402

Printed-circuit board connector - MSTB 2,5/ 4-ST-5,08 - 1757035

classifications

ETIM

ETIM 3.0	EC001121
ETIM 4.0	EC002638
ETIM 5.0	EC002638


UNSPSC


UNSPSC 6.01	30211810
UNSPSC 7.0901	39121409
UNSPSC 11	39121409
UNSPSC 12.01	39121409
UNSPSC 13.2	39121409


approvals

CSA / UL Recognized / VDE Gutachten mit Fertigungsüberwachung / cUL Recognized / GOST / IECCE CB Scheme / GOST / CCA / cULus Recognized /

Approval details

CSA 		
Usegroups	B	D
Nominal voltage UN	300 V	300 V
Nominal current IN	15 A	15 A
mm ² /AWG/kcmil	28-12	28-12

UL Recognized 		
Usegroups	B	D
Nominal voltage UN	300 V	300 V
Nominal current IN	15 A	10 A
mm ² /AWG/kcmil	30-12	30-12

VDE Gutachten mit Fertigungsüberwachung 	
Nominal voltage UN	250 V
Nominal current IN	12 A
mm ² /AWG/kcmil	0.2-2.5

Printed-circuit board connector - MSTB 2,5/ 4-ST-5,08 - 1757035

approvals

cUL Recognized

Usegroups	B	D
Nominal voltage UN	300 V	300 V
Nominal current IN	15 A	10 A
mm ² /AWG/kcmil	30-12	30-12

GOST

IECEE CB Scheme

Nominal voltage UN	250 V
Nominal current IN	12 A
mm ² /AWG/kcmil	0.2-2.5

CCA

Nominal voltage UN	250 V
Nominal current IN	12 A
mm ² /AWG/kcmil	0.2-2.5

cULus Recognized

accessories

Screwdriver tools

SZS 0,6X3,5 - 1205053



Printed-circuit board connector - MSTB 2,5/ 4-ST-5,08 - 1757035

accessories

Labeled terminal marker

SK 5,08/3,8:FORTL.ZAHLEN - 0804293



Cable housing

KGG-MSTB 2,5/ 4 - 1803882



Coding element

CP-MSTB - 1734634



Terminal marking

SK U/2,8 WH:UNBEDRUCKT - 0803883



Marker pen

Printed-circuit board connector - MSTB 2,5/ 4-ST-5,08 - 1757035

accessories

B-STIFT - 1051993



Bridge

EBP 2- 5 - 1733169



EBP 3- 5 - 1733172



EBP 4- 5 - 1733185



accessories

SK 5,08/2,8:SO - 0805108



Drawings

Printed-circuit board connector - MSTB 2,5/ 4-ST-5,08 - 1757035

Dimensioned drawing

© Phoenix Contact 2014 - all rights reserved
<http://www.phoenixcontact.com>