

Base strip - MSTB 2,5/ 5-GF-5,08 - 1776537

Please be informed that the data shown in this PDF Document is generated from our Online Catalog. Please find the complete data in the user's documentation. Our General Terms of Use for Downloads are valid (<http://download.phoenixcontact.com>)



Header, Nominal current: 12 A, Rated voltage (III/2): 320 V, Number of positions: 5, Pitch: 5.08 mm, Color: green, Contact surface: Tin, Assembly: Soldering

The figure shows a 10-position version of the product

Product Features

- Other pin lengths available on request
- Plug-in direction parallel to the conductor axis
- W type with stand-off
- Standard pin strip for 320 V (III/2)

Key commercial data

package_quantity	250
GTIN	4017918038700

Technical data

Dimensions

Length	12 mm
Pitch	5.08 mm
Dimension a	20.32 mm
Pin dimensions	1 x 1 mm
Hole diameter	1.4 mm

General

Range of articles	MSTB 2,5/..-GF
Insulating material group	IIIa
Rated surge voltage (III/3)	4 kV
Rated surge voltage (III/2)	4 kV
Rated surge voltage (II/2)	4 kV
Rated voltage (III/3)	250 V
Rated voltage (III/2)	320 V
Rated voltage (II/2)	400 V
Connection in acc. with standard	EN-VDE
Nominal current I _N	12 A
Maximum load current	12 A
Insulating material	PBT

Base strip - MSTB 2,5/ 5-GF-5,08 - 1776537

Technical data

General

Inflammability class according to UL 94	V0
Color	green
Number of positions	5

classifications

eCl@ss

eCl@ss 4.0	272607xx
eCl@ss 4.1	27260701
eCl@ss 5.0	27260701
eCl@ss 5.1	27260701
eCl@ss 6.0	27260704
eCl@ss 7.0	27440402
eCl@ss 8.0	27440402

ETIM

ETIM 3.0	EC001121
ETIM 4.0	EC002637
ETIM 5.0	EC002637


UNSPSC

UNSPSC 6.01	30211810
UNSPSC 7.0901	39121409
UNSPSC 11	39121409
UNSPSC 12.01	39121409
UNSPSC 13.2	39121409

approvals

CSA / UL Recognized / VDE Gutachten mit Fertigungsüberwachung / cUL Recognized / GOST / GL / RS / IECCE CB Scheme / GOST / CSA / CCA / cULus Recognized /

Approval details

		
Usegroups	B	D
Nominal voltage UN	300 V	300 V
Nominal current IN	15 A	10 A
mm ² /AWG/kcmil		

Base strip - MSTB 2,5/ 5-GF-5,08 - 1776537

approvals

UL Recognized

Usegroups	B	D
Nominal voltage UN	300 V	150 V
Nominal current IN	15 A	15 A
mm ² /AWG/kcmil		

VDE Gutachten mit Fertigungsüberwachung

Nominal voltage UN	250 V
Nominal current IN	12 A
mm ² /AWG/kcmil	

cUL Recognized

Usegroups	B	D
Nominal voltage UN	300 V	150 V
Nominal current IN	15 A	15 A
mm ² /AWG/kcmil		

GOST

GL

Nominal voltage UN	250 V
Nominal current IN	8 A
mm ² /AWG/kcmil	

RS


IECEE CB Scheme

Nominal voltage UN	250 V
Nominal current IN	12 A

Base strip - MSTB 2,5/ 5-GF-5,08 - 1776537


approvals

mm²/AWG/kcmil	
---------------	--



Usegroups	B	D
Nominal voltage UN	300 V	300 V
Nominal current IN	15 A	10 A
mm²/AWG/kcmil		

CCA	
Nominal voltage UN	250 V
Nominal current IN	12 A
mm²/AWG/kcmil	



accessories

Filler plug

MSTB-BL - 1755477



Labeled terminal marker

SK 5,08/3,8:FORTL.ZAHLEN - 0804293



Base strip - MSTB 2,5/ 5-GF-5,08 - 1776537

accessories

Coding element

CR-MSTB - 1734401



Terminal marking

SK 5,08/3,8:UNBEDRUCKT - 0805412



Marker pen

B-STIFT - 1051993



accessories

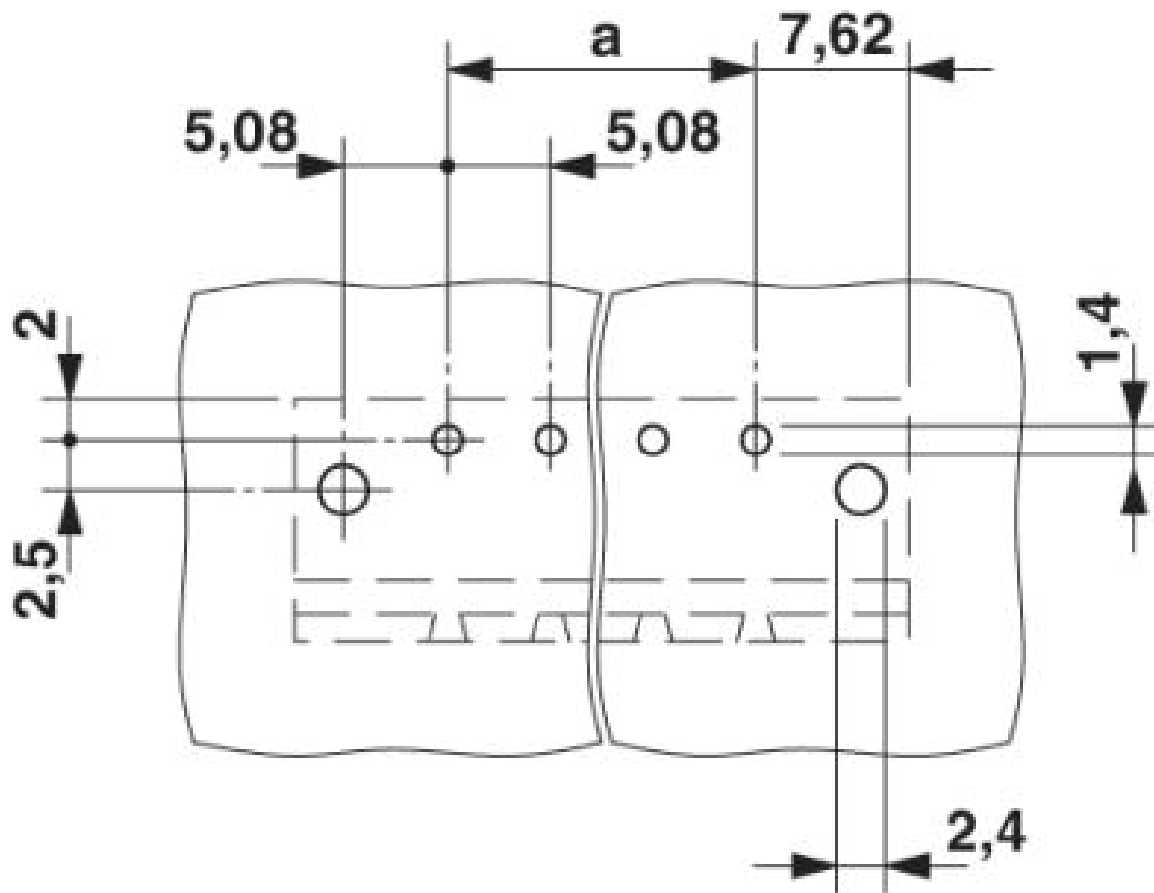
SK 5,08/3,8:SO - 0805085



Drawings

Base strip - MSTB 2,5/ 5-GF-5,08 - 1776537

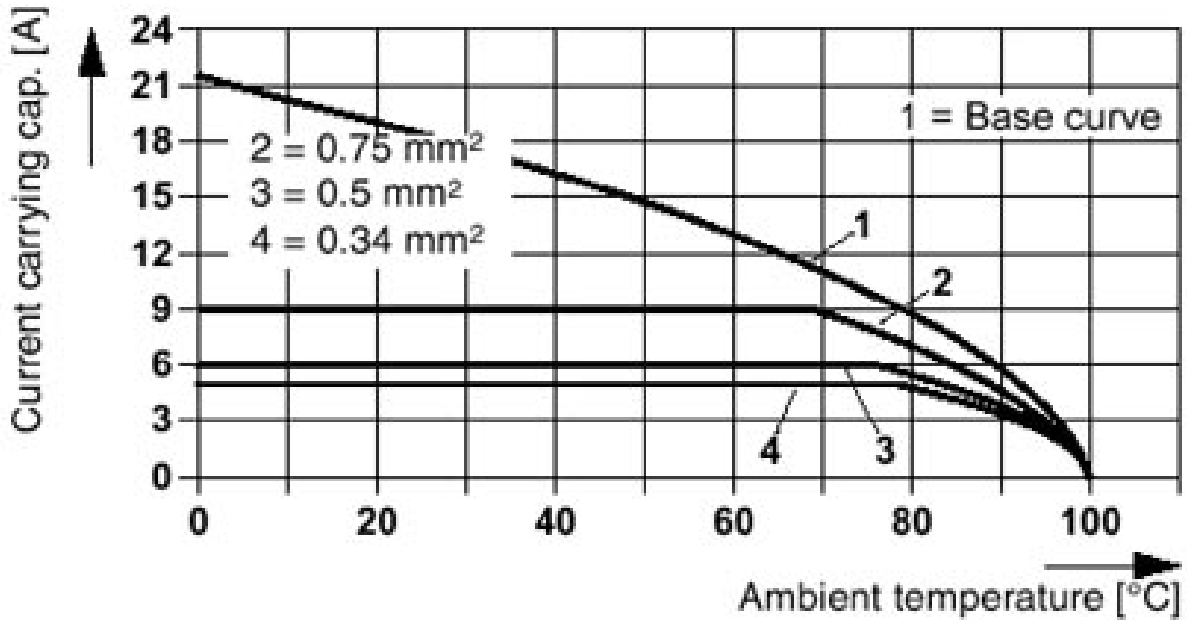
Drilling diagram



Base strip - MSTB 2,5/ 5-GF-5,08 - 1776537

Diagram

Plug: QC 0,75/5-ST(F)-5,08
Header: MSTB(A) 2,5/5-G(F)-5,08

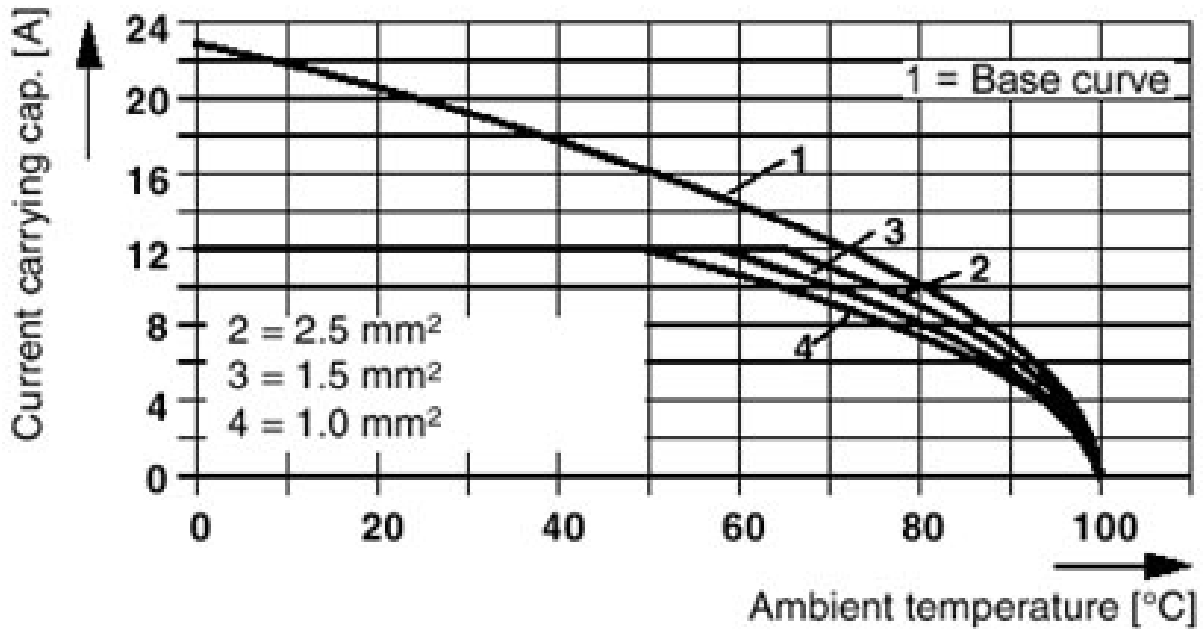


Base strip - MSTB 2,5/ 5-GF-5,08 - 1776537

Diagram

Plug: MSTBT 2,5/5-ST(F)-(-5,08)

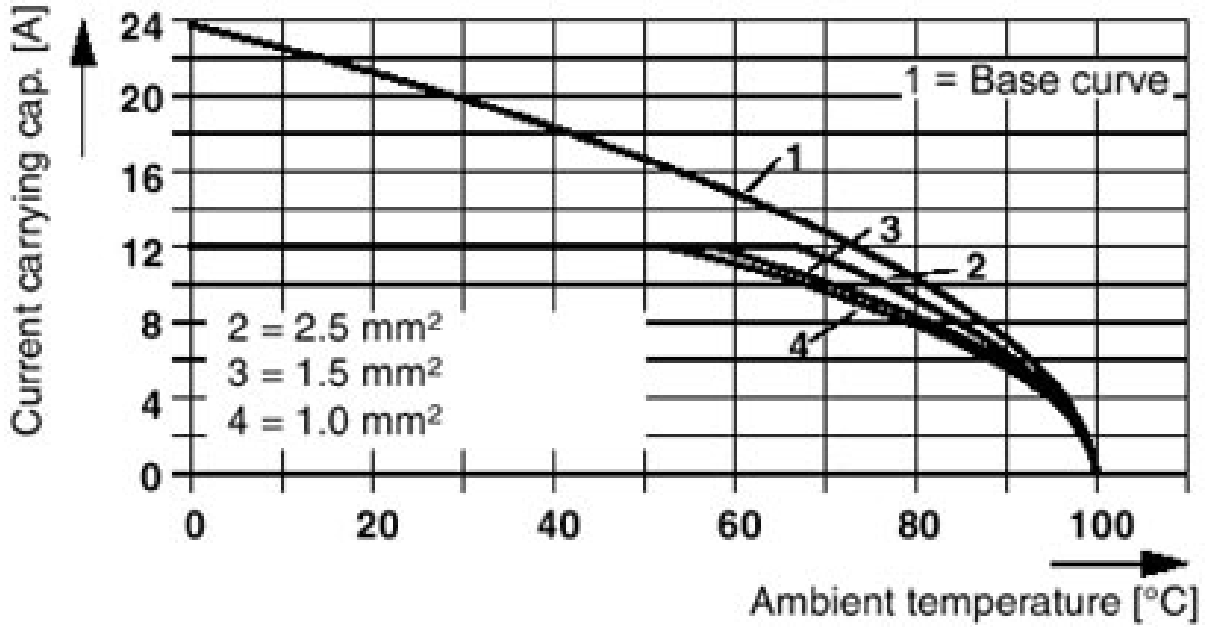
Header: MSTB(A) 2,5/5-G(F)-(-5,08)



Base strip - MSTB 2,5/ 5-GF-5,08 - 1776537

Diagram

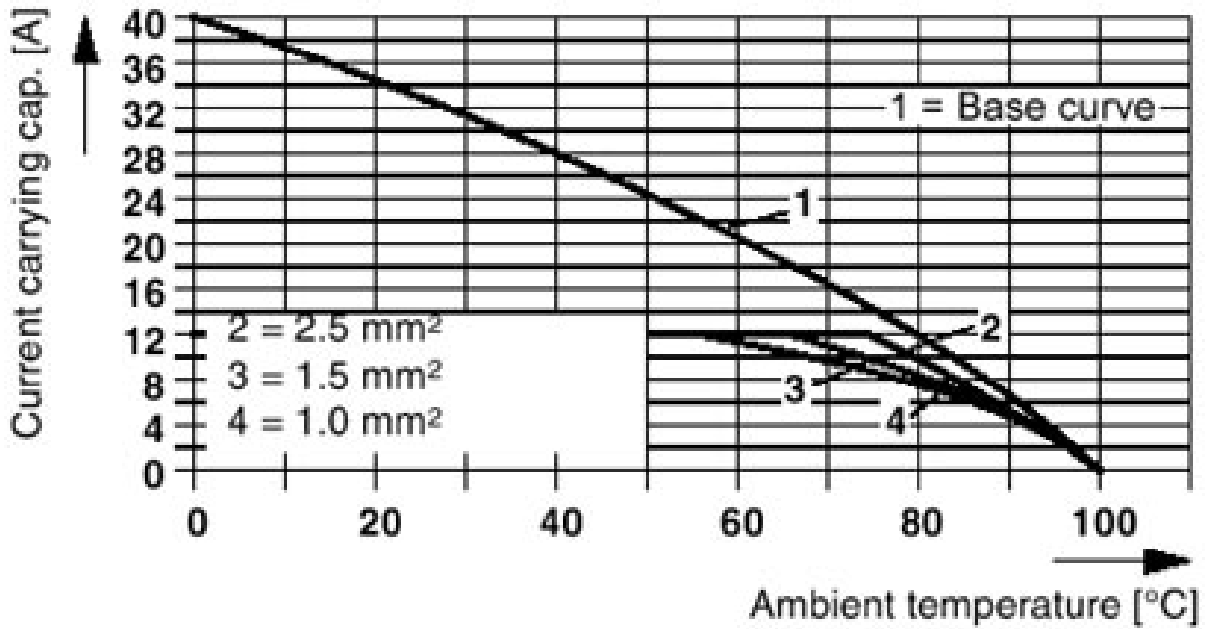
Plug: SMSTB 2,5/5-ST(F)-(-5,08)
Header: MSTB(A) 2,5/5-G(F)-(5,08)



Base strip - MSTB 2,5/ 5-GF-5,08 - 1776537

Diagram

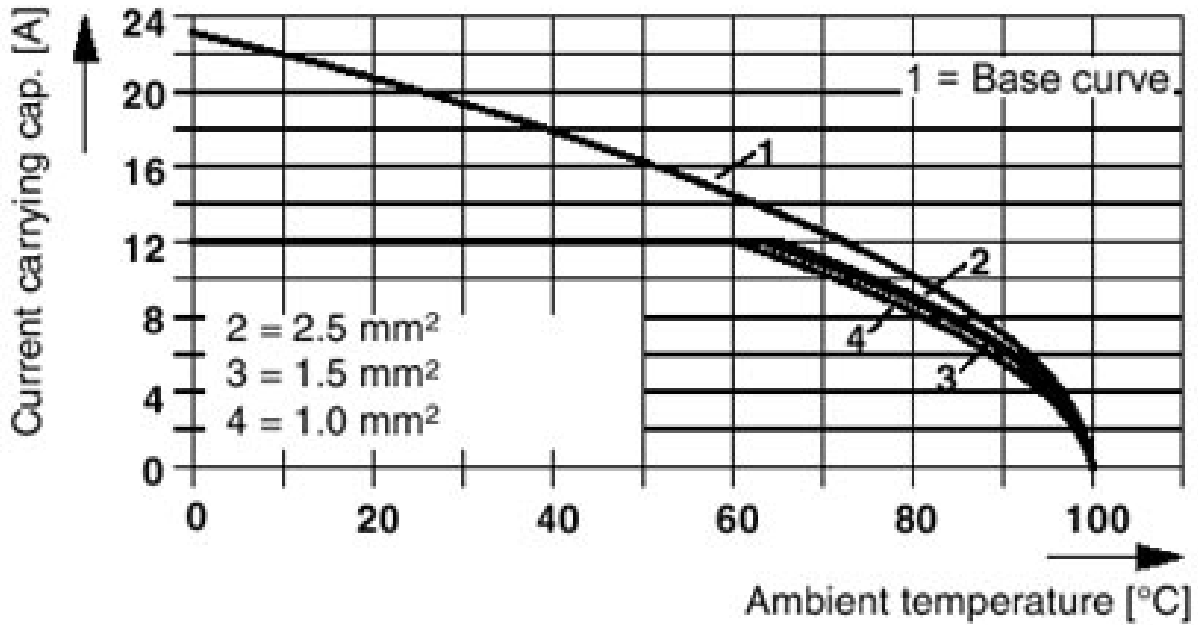
Plug: MVSTBR(W) 2,5/5-ST(F)-(5,08)
Header: MSTB(A) 2,5/5-G(F)-(5,08)



Base strip - MSTB 2,5/ 5-GF-5,08 - 1776537

Diagram

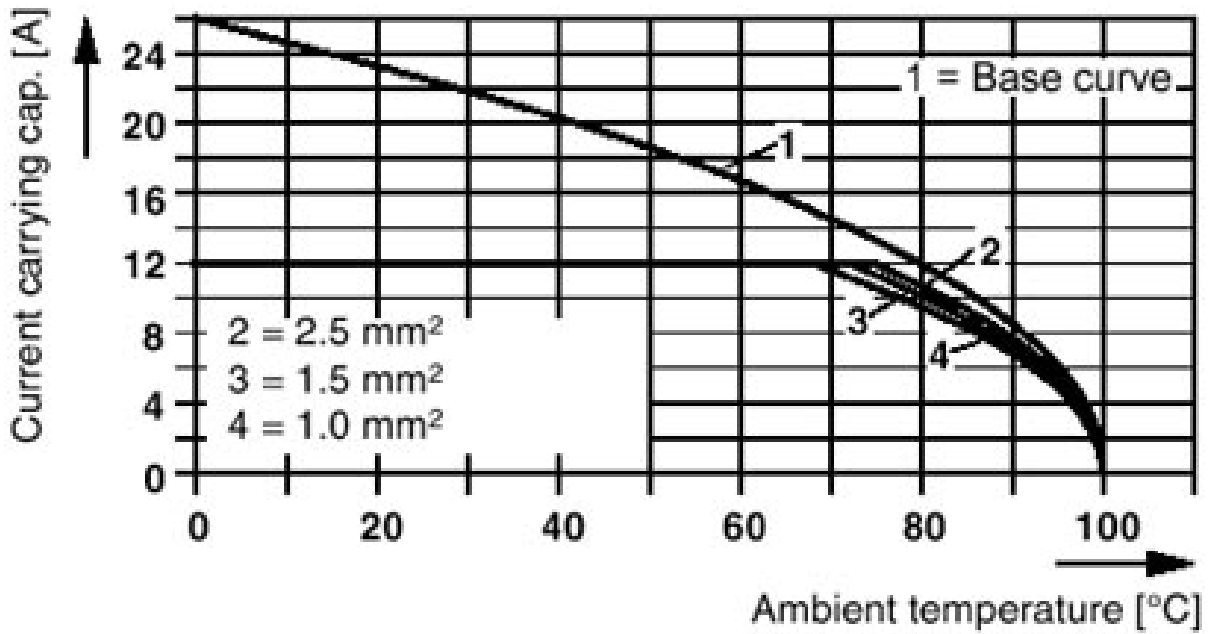
Plug: FRONT-MSTB 2,5/5-ST(F)-(-5,08)
Header: MSTB(A) 2,5/5-G(F)-(-5,08)



Base strip - MSTB 2,5/ 5-GF-5,08 - 1776537

Diagram

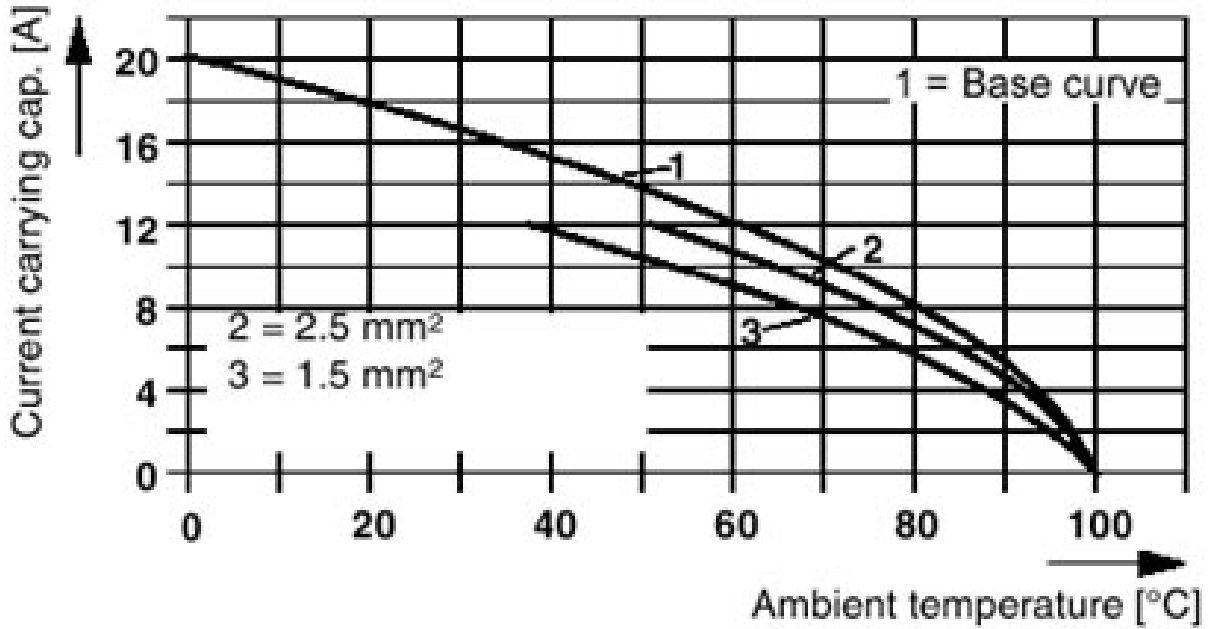
Plug: TMSTBP 2,5/5-ST(F)-(-5,08)
Header: MSTB(A) 2,5/5-G(F)-(-5,08)



Base strip - MSTB 2,5/ 5-GF-5,08 - 1776537

Diagram

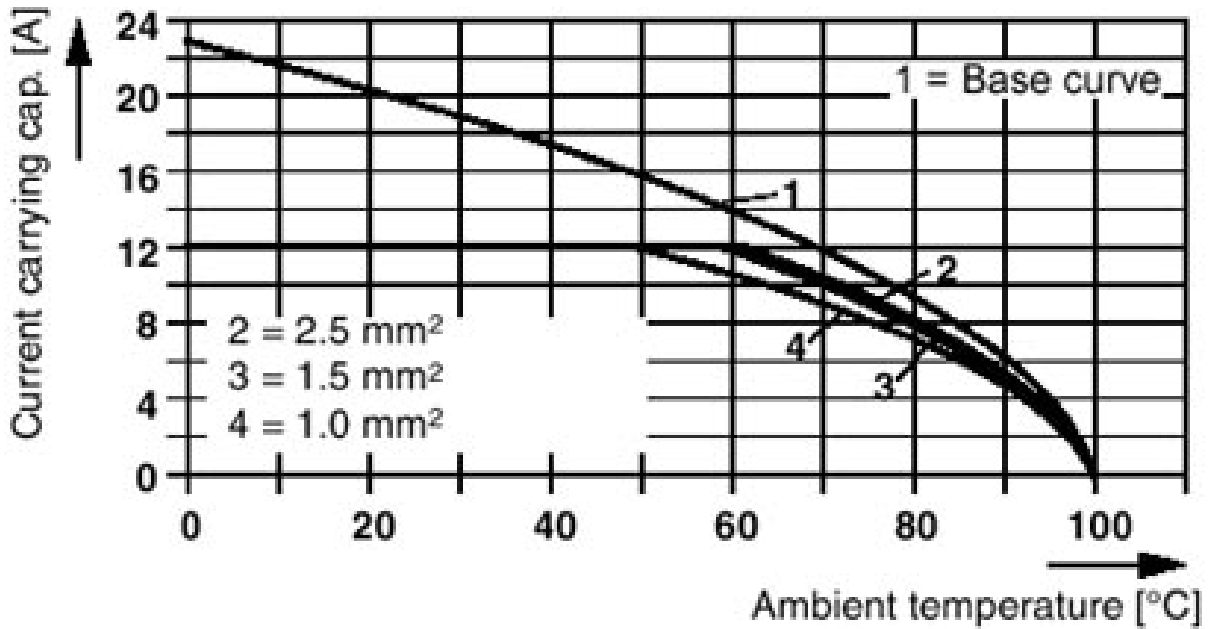
Plug: FKC 2,5/5-ST(F)-5,08
Header: MSTB(A) 2,5/5-G(F)-5,08



Base strip - MSTB 2,5/ 5-GF-5,08 - 1776537

Diagram

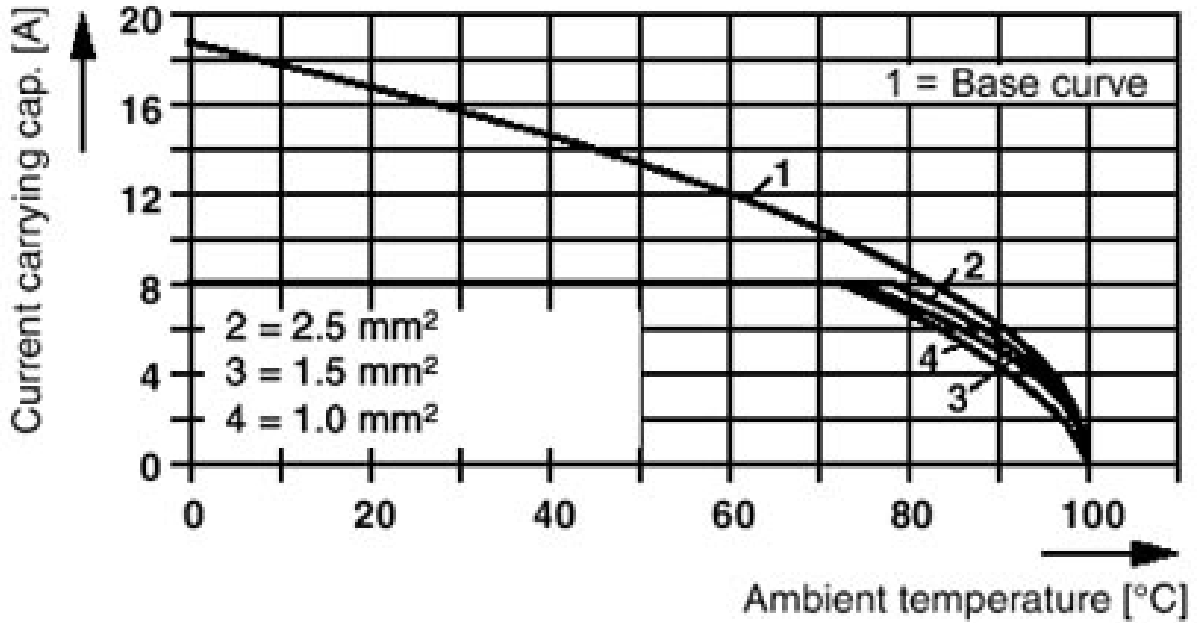
Plug: FKCVR(W) 2,5/5-ST(F)-5,08
Header: MSTB(A) 2,5/5-G(F)-5,08



Base strip - MSTB 2,5/ 5-GF-5,08 - 1776537

Diagram

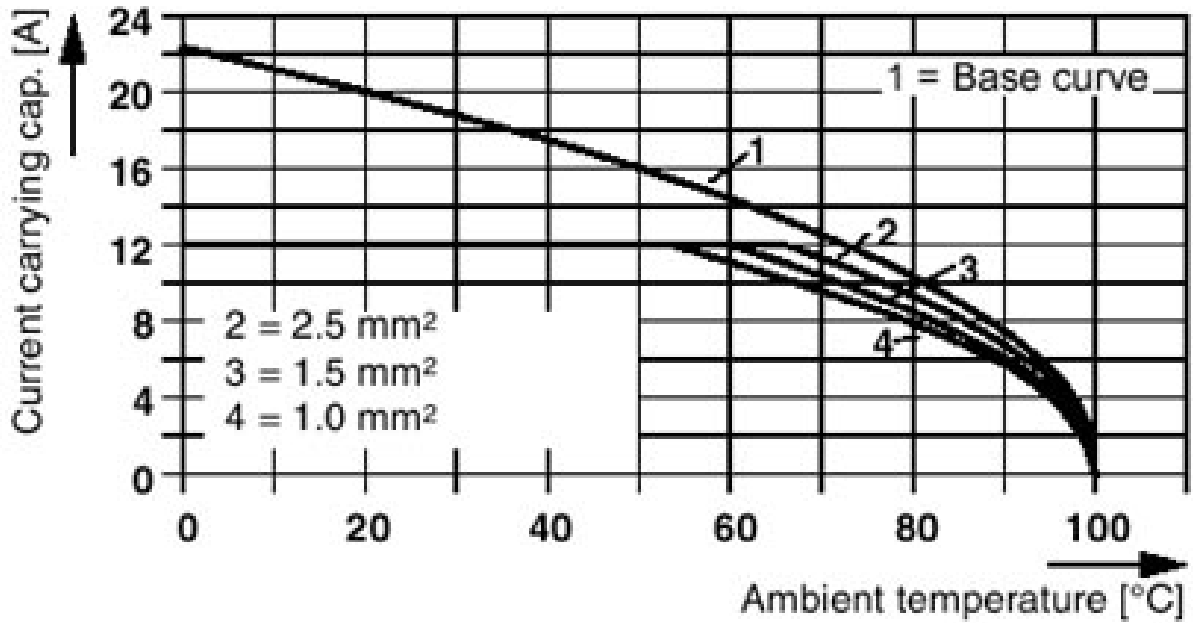
Plug: MSTB 2,5/5-ST(F)(-5,08)
Header: MSTBO 2,5/5-GR(L)(-5,08)



Base strip - MSTB 2,5/ 5-GF-5,08 - 1776537

Diagram

Plug: MSTB 2,5/5-ST(F)-(-5,08)
 Header: MSTB(A) 2,5/5-G(F)-(5,08)



Dimensioned drawing

