

# Base strip - SMSTBA 2,5/ 9-G-5,08 - 1767449

Please be informed that the data shown in this PDF Document is generated from our Online Catalog. Please find the complete data in the user's documentation. Our General Terms of Use for Downloads are valid (<http://download.phoenixcontact.com>)



Header, Nominal current: 12 A, Rated voltage (III/2): 320 V, Number of positions: 9, Pitch: 5.08 mm, Color: green, Contact surface: Tin, Assembly: Soldering

The figure shows a 10-position version of the product

## Product Features

- Plug-in direction 45° to the PCB
- Used where space is restricted overhead
- Versions with side panel

## Key commercial data

package_quantity	50
GTIN	4017918033255

## Technical data

### Dimensions

Length	16.5 mm
Pitch	5.08 mm
Dimension a	40.64 mm
Pin dimensions	1 x 1 mm
Hole diameter	1.4 mm

### General

Range of articles	SMSTBA 2,5/..-G
Insulating material group	I
Rated surge voltage (III/3)	4 kV
Rated surge voltage (III/2)	4 kV
Rated surge voltage (II/2)	4 kV
Rated voltage (III/3)	250 V
Rated voltage (III/2)	320 V
Rated voltage (II/2)	630 V
Connection in acc. with standard	EN-VDE
Nominal current I <sub>N</sub>	12 A
Maximum load current	12 A
Insulating material	PA
Inflammability class according to UL 94	V0

# Base strip - SMSTBA 2,5/ 9-G-5,08 - 1767449

## Technical data

### General

<b>Color</b>	green
<b>Number of positions</b>	9

### classifications

#### eCl@ss

<b>eCl@ss 4.0</b>	272607xx
<b>eCl@ss 4.1</b>	27260701
<b>eCl@ss 5.0</b>	27260701
<b>eCl@ss 5.1</b>	27260701
<b>eCl@ss 6.0</b>	27260704
<b>eCl@ss 7.0</b>	27440402
<b>eCl@ss 8.0</b>	27440402

#### ETIM

<b>ETIM 3.0</b>	EC001121
<b>ETIM 4.0</b>	EC002637
<b>ETIM 5.0</b>	EC002637


#### UNSPSC

<b>UNSPSC 6.01</b>	30211810
<b>UNSPSC 7.0901</b>	39121409
<b>UNSPSC 11</b>	39121409
<b>UNSPSC 12.01</b>	39121409
<b>UNSPSC 13.2</b>	39121409

### approvals

CSA / UL Recognized / VDE Gutachten mit Fertigungsüberwachung / cUL Recognized / GOST / IECCE CB Scheme / GOST / CCA / cULus Recognized /

### Approval details

		
<b>Usegroups</b>	<b>B</b>	<b>D</b>
Nominal voltage UN	300 V	300 V
Nominal current IN	15 A	10 A
mm <sup>2</sup> /AWG/kcmil		

# Base strip - SMSTBA 2,5/ 9-G-5,08 - 1767449

approvals

**UL Recognized**

Usegroups	B	D
Nominal voltage UN	300 V	300 V
Nominal current IN	15 A	10 A
mm <sup>2</sup> /AWG/kcmil		

**VDE Gutachten mit Fertigungsüberwachung**

Nominal voltage UN	250 V
Nominal current IN	12 A
mm <sup>2</sup> /AWG/kcmil	

**cUL Recognized**

Usegroups	B	D
Nominal voltage UN	300 V	300 V
Nominal current IN	15 A	10 A
mm <sup>2</sup> /AWG/kcmil		

**GOST**

**IECEE CB Scheme**

Nominal voltage UN	250 V
Nominal current IN	12 A
mm <sup>2</sup> /AWG/kcmil	

**CCA**

Nominal voltage UN	250 V
--------------------	-------

# Base strip - SMSTBA 2,5/ 9-G-5,08 - 1767449

## approvals

Nominal current IN	12 A
mm <sup>2</sup> /AWG/kcmil	



## accessories

### Coding element

CR-MSTB - 1734401



---

### Labeled terminal marker

SK 5,08/3,8:FORTL.ZAHLEN - 0804293



---

### Filler plug

MSTB-BL - 1755477



---

### Terminal marking

## Base strip - SMSTBA 2,5/ 9-G-5,08 - 1767449

accessories

SK 5,08/3,8:UNBEDRUCKT - 0805412



---

**Marker pen**

B-STIFT - 1051993



---

accessories

SK 5,08/3,8:SO - 0805085

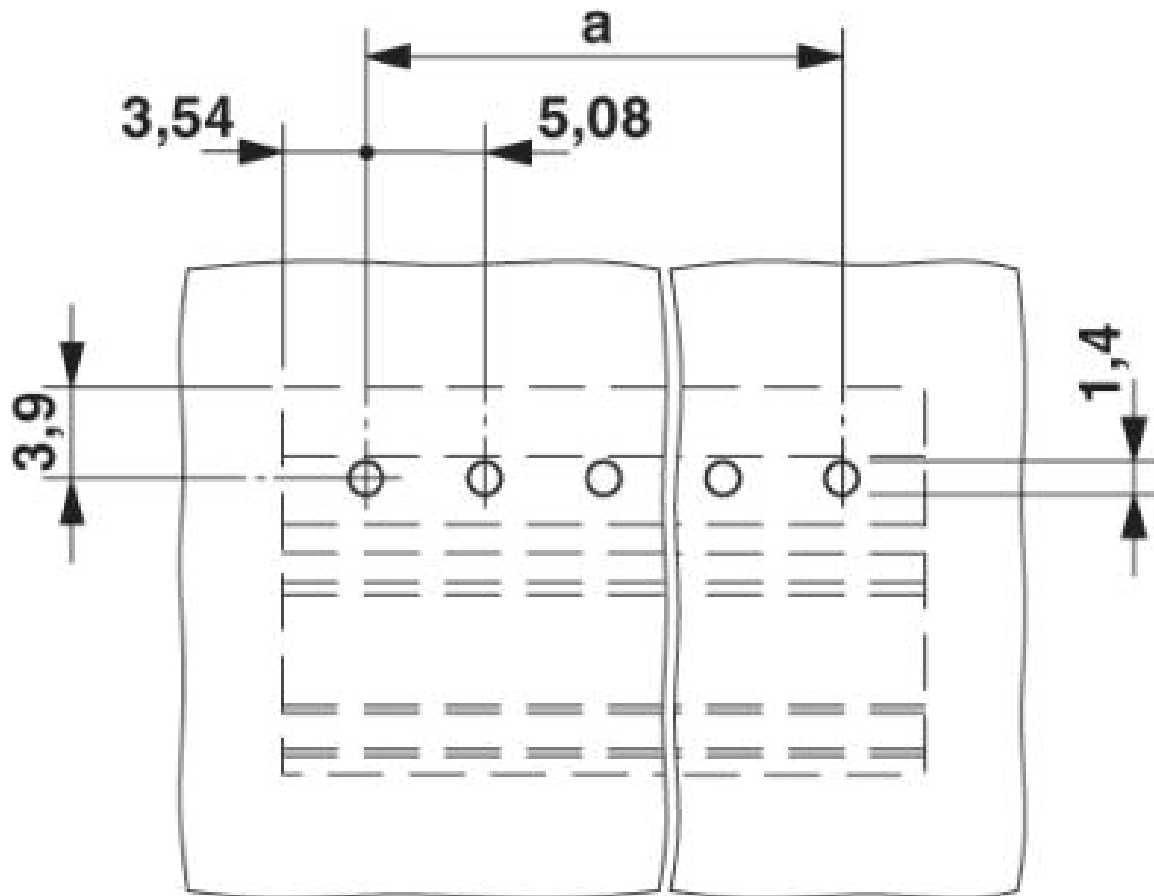


---

Drawings

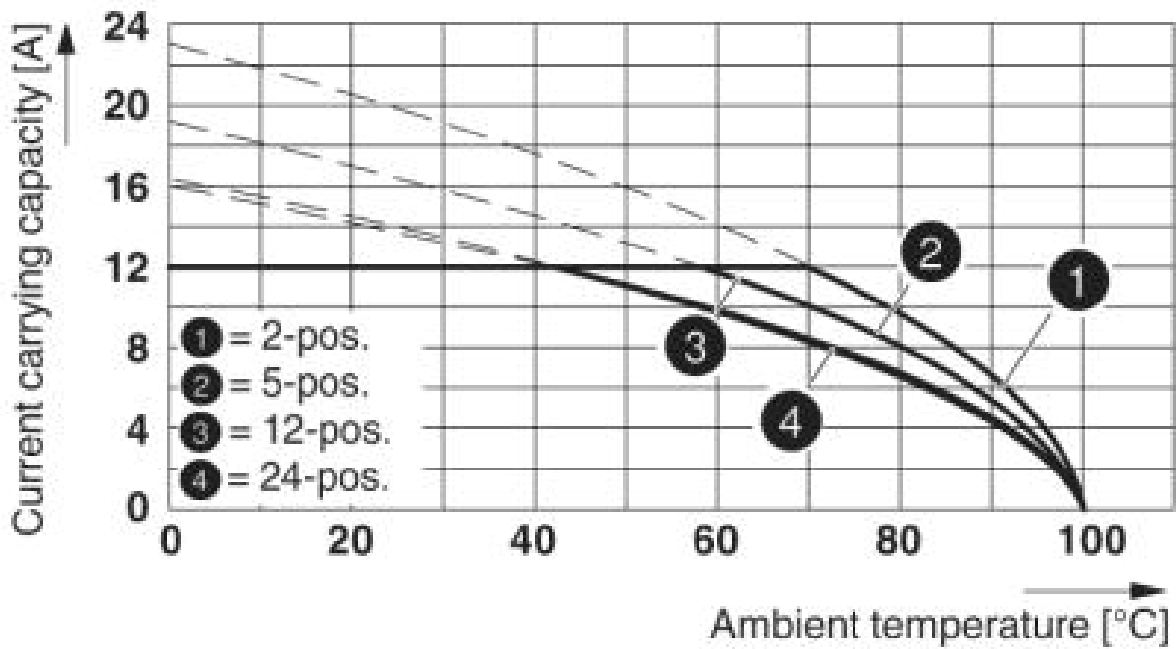
# Base strip - SMSTBA 2,5/ 9-G-5,08 - 1767449

Drilling diagram



# Base strip - SMSTBA 2,5/ 9-G-5,08 - 1767449

Diagram



Type: SMSTB 2,5/...-ST(-5,08) with SMSTBA 2,5/...-G(-5,08)

Dimensioned drawing

