

Fuse modular terminal block - UK 5-HESILED 24 - 3004126

Please be informed that the data shown in this PDF Document is generated from our Online Catalog. Please find the complete data in the user's documentation. Our General Terms of Use for Downloads are valid (<http://download.phoenixcontact.com>)



Fuse terminal block for cartridge fuse insert, cross section: 0.2 - 4 mm², AWG: 26 - 10, width: 8.2 mm, color: black

The illustration shows version UK 5-HESI

Product Features

- Versions with LED
- Large-surface labeling
- Safety lever locked in end position

Key commercial data

package_quantity	50
GTIN	4017918090647

Technical data

General

Number of levels	1
Number of connections	2
Color	black
Insulating material	PA
Inflammability class according to UL 94	V0

General

Fuse	G / 5 x 20 / 5 x 25 / 5 x 30
Fuse type	Glass
Rated surge voltage	6 kV
Pollution degree	3
Surge voltage category	III
Insulating material group	I
Connection in acc. with standard	IEC 60947-7-3
Nominal current I _N	6.3 A
Nominal voltage U _N	500 V (As a fuse terminal block)
LED voltage range	12 V AC/DC ... 30 V AC/DC
LED current range	3.5 mA ... 8.1 mA
Open side panel	nein
Number of positions	1

Fuse modular terminal block - UK 5-HESILED 24 - 3004126

Technical data

Dimensions

Width	8.2 mm
Length	72.5 mm
Height NS 35/7,5	56.5 mm
Height NS 35/15	64 mm
Height NS 32	61.5 mm

Connection data

Conductor cross section solid min.	0.2 mm ²
Conductor cross section solid max.	4 mm ²
Conductor cross section stranded min.	0.2 mm ²
Conductor cross section stranded max.	4 mm ²
Conductor cross section AWG/kcmil min.	24
Conductor cross section AWG/kcmil max	12
Conductor cross section stranded, with ferrule without plastic sleeve min.	0.25 mm ²
Conductor cross section stranded, with ferrule without plastic sleeve max.	4 mm ²
Conductor cross section stranded, with ferrule with plastic sleeve min.	0.25 mm ²
Conductor cross section stranded, with ferrule with plastic sleeve max.	4 mm ²
Cross section with insertion bridge, solid max.	4 mm ²
Cross section with insertion bridge, stranded max.	4 mm ²
2 conductors with same cross section, solid min.	0.2 mm ²
2 conductors with same cross section, solid max.	1.5 mm ²
2 conductors with same cross section, stranded min.	0.2 mm ²
2 conductors with same cross section, stranded max.	1.5 mm ²
2 conductors with same cross section, stranded, ferrules without plastic sleeve, min.	0.25 mm ²
2 conductors with same cross section, stranded, ferrules without plastic sleeve, max.	1.5 mm ²
2 conductors with same cross section, stranded, TWIN ferrules with plastic sleeve, min.	0.5 mm ²
2 conductors with same cross section, stranded, TWIN ferrules with plastic sleeve, max.	1.5 mm ²
Cross section with insertion bridge, solid max.	4 mm ²
Cross section with insertion bridge, stranded max.	4 mm ²
Connection method	Screw connection
Stripping length	8 mm
Internal cylindrical gage	A4
Screw thread	M3
Tightening torque, min	0.5 Nm
Tightening torque max	0.8 Nm

Fuse modular terminal block - UK 5-HESILED 24 - 3004126

classifications

eCl@ss

eCl@ss 4.0	27141116
eCl@ss 4.1	27141116
eCl@ss 5.0	27141116
eCl@ss 5.1	27141116
eCl@ss 6.0	27141116
eCl@ss 7.0	27141116
eCl@ss 8.0	27141116

ETIM

ETIM 2.0	EC000897
ETIM 3.0	EC000899
ETIM 4.0	EC000899
ETIM 5.0	EC000899

UNSPSC

UNSPSC 6.01	30211811
UNSPSC 7.0901	39121410
UNSPSC 11	39121410
UNSPSC 12.01	39121410
UNSPSC 13.2	39121410

approvals

CSA / UL Recognized / GOST / LR / GL / cUL Recognized / GOST / cULus Recognized /

Approval details

Usegroups	B	C	
Nominal voltage UN	600 V	600 V	600 V
Nominal current IN	6.3 A	6.3 A	6.3 A
mm ² /AWG/kcmil	28-10	28-10	28-1

Usegroups	C
Nominal voltage UN	600 V
Nominal current IN	12 A
mm ² /AWG/kcmil	26-10

Fuse modular terminal block - UK 5-HESILED 24 - 3004126

approvals

GOST

LR

GL

Nominal voltage UN	
Nominal current IN	
mm ² /AWG/kcmil	

cUL Recognized

Usegroups	C
Nominal voltage UN	600 V
Nominal current IN	12 A
mm ² /AWG/kcmil	26-10

cULus Recognized

accessories

Bridge

VS - 3004207



Fuse modular terminal block - UK 5-HESILED 24 - 3004126

accessories

EBS 2- 8 - 3118151



EBS 3- 8 - 3118148



EBS 10- 8 - 3118135



Terminal marking

SBS 8:UNBEDRUCKT - 1007235



ZB 8:UNBEDRUCKT - 1052002



Fuse modular terminal block - UK 5-HESILED 24 - 3004126

accessories

UC-TM 8 - 0818072



UCT-TM 8 - 0828740



Screwdriver tools

SZS 0,6X3,5 - 1205053



Mounting rail

NS 32 PERF 2000MM - 1201002



NS 32 UNPERF 2000MM - 1201015



Fuse modular terminal block - UK 5-HESILED 24 - 3004126

accessories

NS 35/ 7,5 PERF 2000MM - 0801733



NS 35/ 7,5 UNPERF 2000MM - 0801681



NS 35/ 7,5 WH PERF 2000MM - 1204119



NS 35/ 7,5 WH UNPERF 2000MM - 1204122



NS 35/ 7,5 AL UNPERF 2000MM - 0801704



NS 35/ 7,5 ZN PERF 2000MM - 1206421



Fuse modular terminal block - UK 5-HESILED 24 - 3004126

accessories

NS 35/ 7,5 ZN UNPERF 2000MM - 1206434



NS 35/ 7,5 CU UNPERF 2000MM - 0801762



NS 35/ 7,5 CAP - 1206560



NS 35/15 PERF 2000MM - 1201730



NS 35/15 UNPERF 2000MM - 1201714



Fuse modular terminal block - UK 5-HESILED 24 - 3004126

accessories

NS 35/15 WH PERF 2000MM - 0806602



NS 35/15 WH UNPERF 2000MM - 1204135



NS 35/15 AL UNPERF 2000MM - 1201756



NS 35/15 ZN PERF 2000MM - 1206599



NS 35/15 ZN UNPERF 2000MM - 1206586



NS 35/15 CU UNPERF 2000MM - 1201895



Fuse modular terminal block - UK 5-HESILED 24 - 3004126

accessories

NS 35/15 CAP - 1206573



NS 35/15-2,3 UNPERF 2000MM - 1201798



Labeled terminal marker

ZB 8 CUS - 0825011



UC-TM 8 CUS - 0824597



UCT-TM 8 CUS - 0829616



Fuse modular terminal block - UK 5-HESILED 24 - 3004126

accessories

ZB 8,LGS:FORTL.ZAHLEN - 1052015



ZB 8,QR:FORTL.ZAHLEN - 1052028



ZB 8,LGS:L1-N,PE - 1052413



End block

CLIPFIX 35 - 3022218



CLIPFIX 35-5 - 3022276



Fuse modular terminal block - UK 5-HESILED 24 - 3004126

accessories

E/NS 35 N - 0800886



E/UK - 1201442



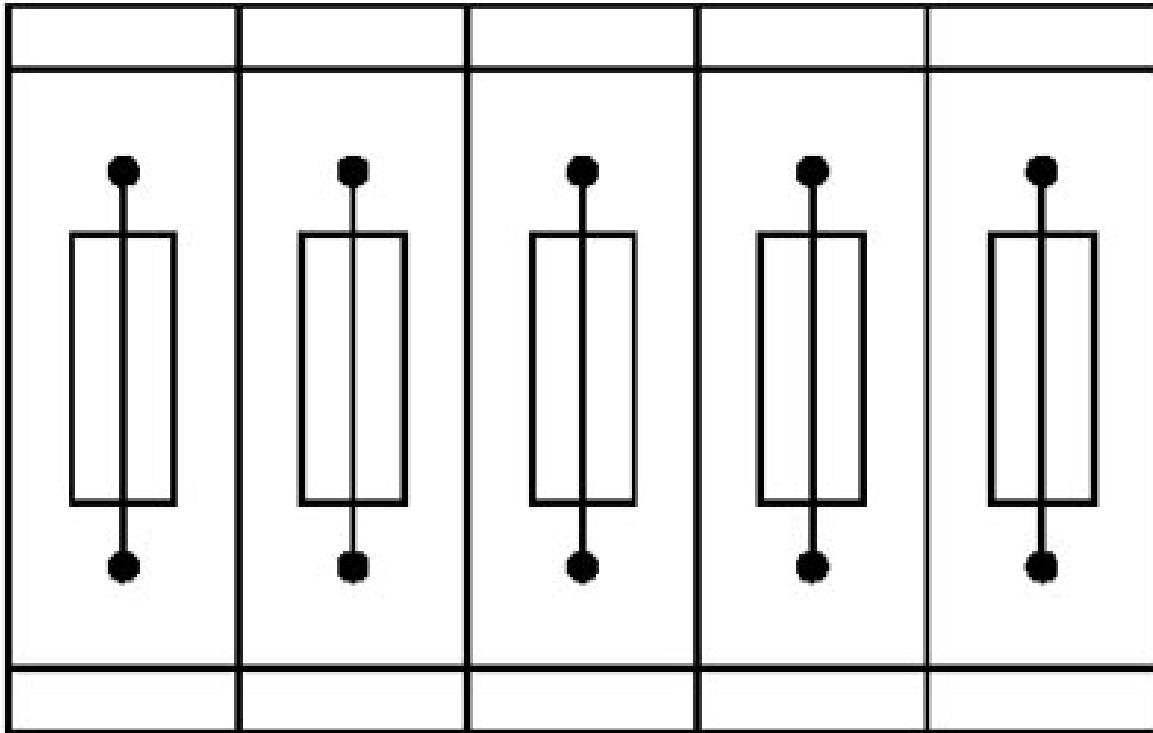
E/UK 1 - 1201413



Drawings

Fuse modular terminal block - UK 5-HESILED 24 - 3004126

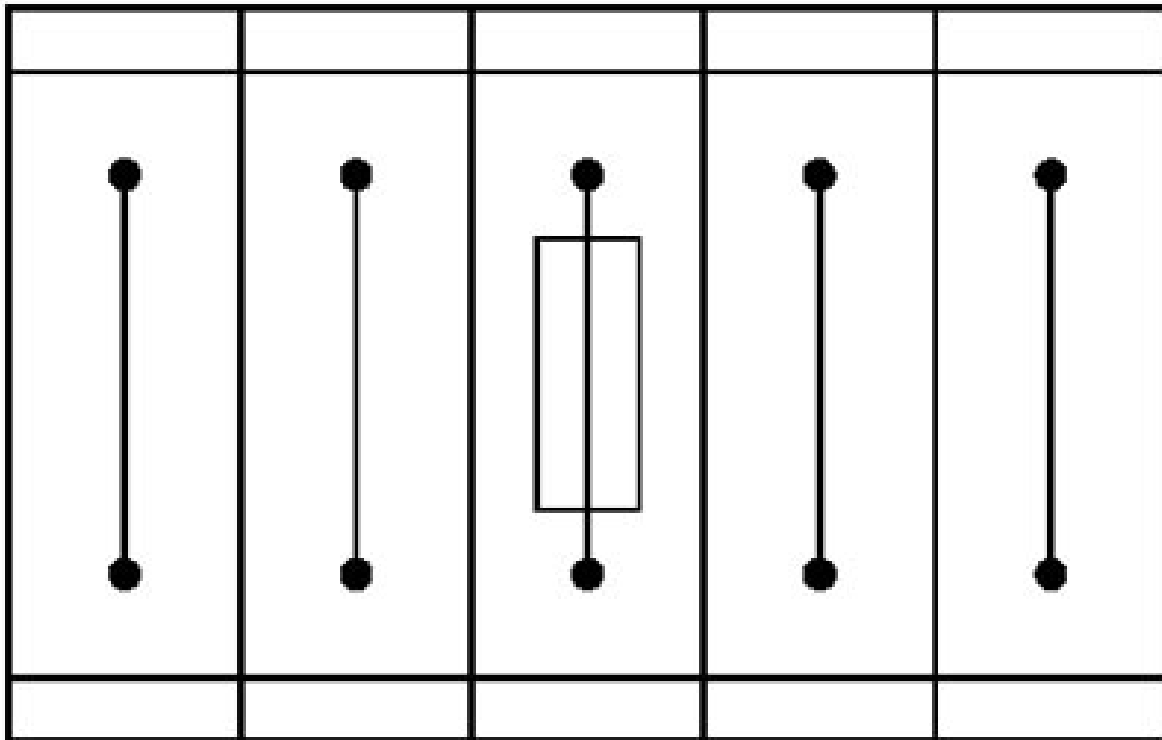
Application drawing



Fuse terminal blocks in interconnected arrangement, block consisting of 5 fuse terminal blocks

Fuse modular terminal block - UK 5-HESILED 24 - 3004126

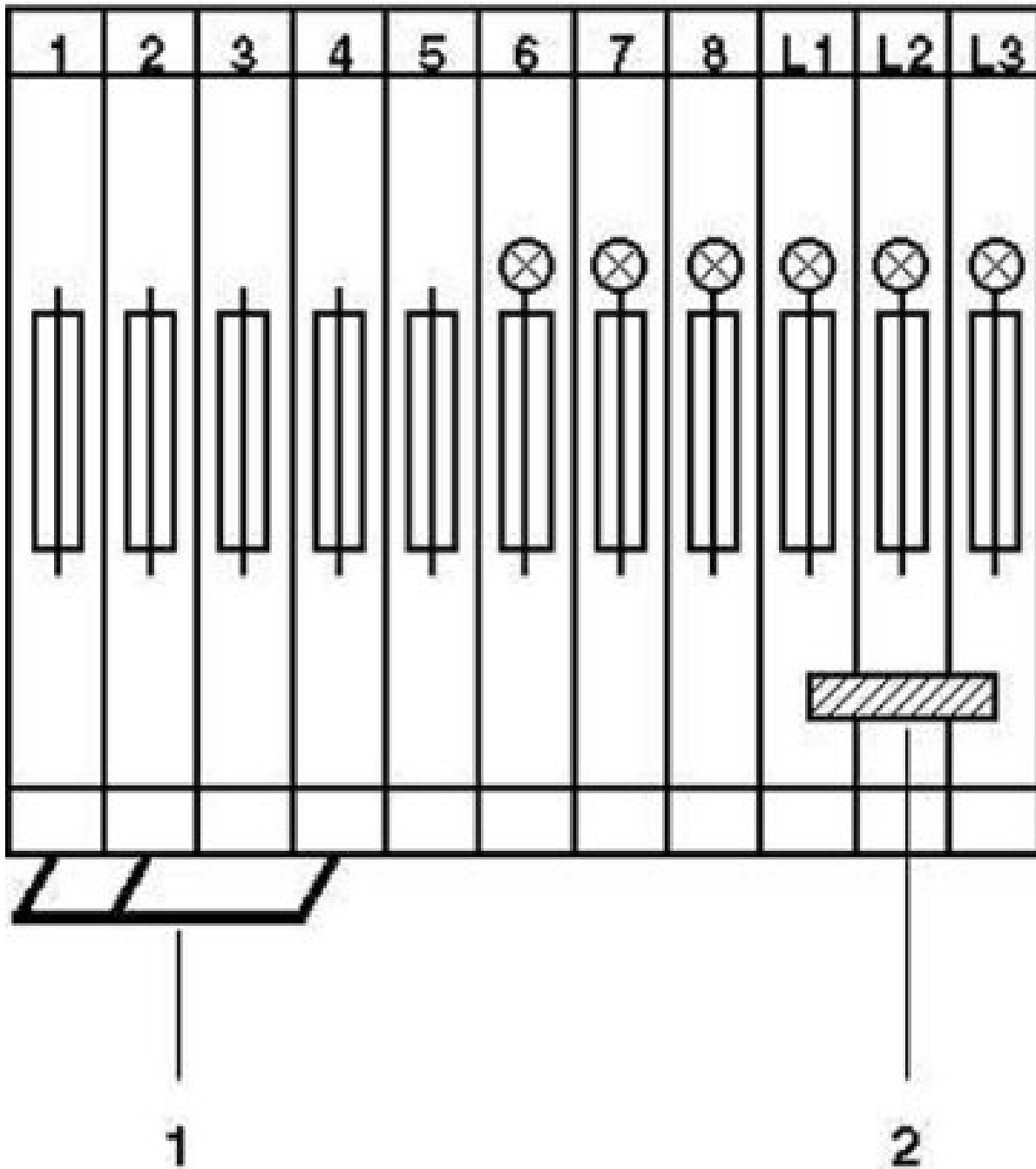
Application drawing



Fuse terminal block in single arrangement, block consisting of one fuse terminal block and 4 feed-through terminal blocks

Fuse modular terminal block - UK 5-HESILED 24 - 3004126

Circuit diagram



1 = fixed bridge
2 = insertion bridge

© Phoenix Contact 2014 - all rights reserved
<http://www.phoenixcontact.com>