

# Feed-through terminal block - UK 16 N - 3006043

Please be informed that the data shown in this PDF Document is generated from our Online Catalog. Please find the complete data in the user's documentation. Our General Terms of Use for Downloads are valid (<http://download.phoenixcontact.com>)



Feed-through terminal block, Connection method: Screw connection, Cross section: 2.5 mm<sup>2</sup> - 25 mm<sup>2</sup>, AWG: 14 - 4, Width: 12.2 mm, Color: gray, Mounting type: NS 35/7,5, NS 35/15, NS 32

## Product Features

- All universal terminal blocks in the UK... series can also be used in the Ex e area according to IEC/EN 60079 as standard
- The corresponding EC-type examination numbers for Ex approval can be found in the technical connection data



## Key commercial data

package_quantity	50
GTIN	4017918091309

## Technical data

### General

Number of levels	1
Number of connections	2
Color	gray
Insulating material	PA
Inflammability class according to UL 94	V0

### General

Maximum load current	101 A (with 25 mm <sup>2</sup> conductor cross section)
Rated surge voltage	8 kV
Pollution degree	3
Surge voltage category	III
Insulating material group	I
Connection in acc. with standard	IEC 60947-7-1
Nominal current I <sub>N</sub>	76 A
Nominal voltage U <sub>N</sub>	800 V
Open side panel	ja
Shock protection test specification	DIN EN 50274 (VDE 0660-514):2002-11
Back of the hand protection	guaranteed
Surge voltage test setpoint	9.8 kV

# Feed-through terminal block - UK 16 N - 3006043

## Technical data

### General

Result of surge voltage test	Test passed
Power frequency withstand voltage setpoint	2 kV
Result of power-frequency withstand voltage test	Test passed
Checking the mechanical stability of terminal points (5 x conductor connection)	Test passed
Bending test rotation speed	10 rpm
Bending test turns	135
Bending test conductor cross section/weight	2.5 mm <sup>2</sup> / 0.7 kg
Bending test conductor cross section/weight	16 mm <sup>2</sup> / 2.9 kg
Bending test conductor cross section/weight	25 mm <sup>2</sup> / 4.5 kg
Result of bending test	Test passed
Conductor cross section tensile test	2.5 mm <sup>2</sup>
Tractive force setpoint	50 N
Conductor cross section tensile test	16 mm <sup>2</sup>
Tractive force setpoint	100 N
Conductor cross section tensile test	25 mm <sup>2</sup>
Tractive force setpoint	135 N
Tensile test result	Test passed
Tight fit on carrier	NS 32
Setpoint	10 N
Result of tight fit test	Test passed
Result of voltage drop test	Test passed
Temperature-rise test	Test passed
Conductor cross section short circuit testing	16 mm <sup>2</sup>
Short-time current	1.92 kA
Conductor cross section short circuit testing	25 mm <sup>2</sup>
Short-time current	3 kA
Short circuit stability result	Test passed
Proof of thermal characteristics (needle flame) effective duration	30 s
Result of thermal test	Test passed
Test specification, oscillation, broadband noise	DIN EN 50155 (VDE 0115-200):2008-03
Test spectrum	Service life test category 1, class B, body mounted
Test frequency	f <sub>1</sub> = 5 Hz to f <sub>2</sub> = 150 Hz
ASD level	0.02 g <sup>2</sup> /Hz
Acceleration	0.8 g
Test duration per axis	5 h
Test directions	X-, Y- and Z-axis
Oscillation, broadband noise test result	Test passed
Test specification, shock test	DIN EN 50155 (VDE 0115-200):2008-03
Shock form	Half-sine
Acceleration	5 g

# Feed-through terminal block - UK 16 N - 3006043

## Technical data

### General

Shock duration	30 ms
Number of shocks per direction	3
Test directions	X-, Y- and Z-axis (pos. and neg.)
Shock test result	Test passed
Temperature index, insulating material (DIN EN 60216-1 (VDE 0304-21))	120 °C

### Dimensions

Width	12.2 mm
Length	42.5 mm
Height NS 35/7,5	54 mm
Height NS 35/15	61.5 mm
Height NS 32	59 mm

### Connection data

Note	Terminal point
Connection in acc. with standard	IEC 60947-7-1
Connection method	Screw connection
Conductor cross section solid min.	2.5 mm <sup>2</sup>
Conductor cross section solid max.	25 mm <sup>2</sup>
Conductor cross section AWG/kcmil min.	14
Conductor cross section AWG/kcmil max	4
Conductor cross section stranded min.	4 mm <sup>2</sup>
Conductor cross section stranded max.	16 mm <sup>2</sup>
Min. AWG conductor cross section, stranded	12
Max. AWG conductor cross section, stranded	6
Conductor cross section stranded, with ferrule without plastic sleeve min.	1.5 mm <sup>2</sup>
Conductor cross section stranded, with ferrule without plastic sleeve max.	16 mm <sup>2</sup>
Conductor cross section stranded, with ferrule with plastic sleeve min.	1.5 mm <sup>2</sup>
Conductor cross section stranded, with ferrule with plastic sleeve max.	16 mm <sup>2</sup>
Cross section with insertion bridge, solid max.	16 mm <sup>2</sup>
Cross section with insertion bridge, stranded max.	16 mm <sup>2</sup>
2 conductors with same cross section, solid min.	1.5 mm <sup>2</sup>
2 conductors with same cross section, solid max.	6 mm <sup>2</sup>
2 conductors with same cross section, stranded min.	1.5 mm <sup>2</sup>
2 conductors with same cross section, stranded max.	4 mm <sup>2</sup>
2 conductors with same cross section, stranded, TWIN ferrules with plastic sleeve, min.	0.75 mm <sup>2</sup>
2 conductors with same cross section, stranded, TWIN ferrules with plastic sleeve, max.	10 mm <sup>2</sup>

# Feed-through terminal block - UK 16 N - 3006043

## Technical data

### Connection data

2 conductors with same cross section, stranded, ferrules without plastic sleeve, min.	1.5 mm <sup>2</sup>
2 conductors with same cross section, stranded, ferrules without plastic sleeve, max.	6 mm <sup>2</sup>
Cross section with insertion bridge, solid max.	16 mm <sup>2</sup>
Cross section with insertion bridge, stranded max.	16 mm <sup>2</sup>
Stripping length	11 mm
Internal cylindrical gage	B 7
Screw thread	M4
Tightening torque, min	1.5 Nm
Tightening torque max	1.8 Nm

## classifications

### eCl@ss

eCl@ss 4.0	27141120
eCl@ss 4.1	27141120
eCl@ss 5.0	27141120
eCl@ss 5.1	27141120
eCl@ss 6.0	27141120
eCl@ss 7.0	27141120
eCl@ss 8.0	27141120

### ETIM

ETIM 2.0	EC000897
ETIM 3.0	EC000897
ETIM 4.0	EC000897
ETIM 5.0	EC000897

### UNSPSC

UNSPSC 6.01	30211811
UNSPSC 7.0901	39121410
UNSPSC 11	39121410
UNSPSC 12.01	39121410
UNSPSC 13.2	39121410

## approvals


IECEX / ATEX / FM approved / UL Recognized / cUL Recognized / GL / cULus Recognized / CSA / UL Recognized / KEMA-KEUR / cUL Recognized / GOST / LR / GL / BV / DNV / RS / PRS / KR / NK / CCA / IEC EE CB Scheme / GOST / cULus Recognized /


### Approval details


# Feed-through terminal block - UK 16 N - 3006043


## approvals


<b>IECEX</b>	
Nominal voltage UN	690 V
Nominal current IN	74 A
mm <sup>2</sup> /AWG/kcmil	4-16

<b>ATEX</b> 	
Nominal voltage UN	690 V
Nominal current IN	74 A
mm <sup>2</sup> /AWG/kcmil	4-16

<b>FM approved</b> 	
Nominal voltage UN	600 V
Nominal current IN	85 A
mm <sup>2</sup> /AWG/kcmil	22-4

<b>UL Recognized</b> 	
Nominal voltage UN	600 V
Nominal current IN	85 A
mm <sup>2</sup> /AWG/kcmil	22-4

<b>cUL Recognized</b> 	
Nominal voltage UN	600 V
Nominal current IN	85 A
mm <sup>2</sup> /AWG/kcmil	22-4

<b>GL</b> 	
Nominal voltage UN	690 V

# Feed-through terminal block - UK 16 N - 3006043

## approvals

Nominal current I <sub>N</sub>	74 A
mm <sup>2</sup> /AWG/kcmil	16

cULus Recognized

CSA

Nominal voltage U <sub>N</sub>	600 V
Nominal current I <sub>N</sub>	85 A
mm <sup>2</sup> /AWG/kcmil	22-4

Nominal voltage U <sub>N</sub>	600 V
Nominal current I <sub>N</sub>	85 A
mm <sup>2</sup> /AWG/kcmil	22-4

KEMA-KEUR

Nominal voltage U <sub>N</sub>	800 V
Nominal current I <sub>N</sub>	
mm <sup>2</sup> /AWG/kcmil	16

Nominal voltage U <sub>N</sub>	600 V
Nominal current I <sub>N</sub>	85 A
mm <sup>2</sup> /AWG/kcmil	22-4

GOST

# Feed-through terminal block - UK 16 N - 3006043

approvals

LR

BV	
Nominal voltage UN	800 V
Nominal current IN	82 A
mm <sup>2</sup> /AWG/kcmil	16

DNV


RS


PRS

KR

NK

CCA	
Nominal voltage UN	800 V
Nominal current IN	
mm <sup>2</sup> /AWG/kcmil	16

IECEE CB Scheme 	
Nominal voltage UN	800 V
Nominal current IN	
mm <sup>2</sup> /AWG/kcmil	16





# Feed-through terminal block - UK 16 N - 3006043

accessories

## End cover

D-UK 16 - 3006027



---

## Cover

EA 7-WS - 0800747



---

## Cover profile

EA 7 - 1024250



---

## Partition plate

TS-K - 1302215



---

## Partition plate



## Feed-through terminal block - UK 16 N - 3006043

### accessories

ATP-UK - 3003224



---

### Bridge

FBI 2-12 - 0200075



FBI 10-12 - 0203454



EB 10-12 - 3006137



---

### Mounting rail

NS 32 PERF 2000MM - 1201002



## Feed-through terminal block - UK 16 N - 3006043

### accessories

NS 32 UNPERF 2000MM - 1201015



NS 35/ 7,5 PERF 2000MM - 0801733



NS 35/ 7,5 UNPERF 2000MM - 0801681



NS 35/ 7,5 WH PERF 2000MM - 1204119



NS 35/ 7,5 WH UNPERF 2000MM - 1204122



NS 35/ 7,5 AL UNPERF 2000MM - 0801704



## Feed-through terminal block - UK 16 N - 3006043

accessories

---

NS 35/ 7,5 ZN PERF 2000MM - 1206421



NS 35/ 7,5 ZN UNPERF 2000MM - 1206434



NS 35/ 7,5 CU UNPERF 2000MM - 0801762



NS 35/ 7,5 CAP - 1206560



NS 35/15 PERF 2000MM - 1201730



## Feed-through terminal block - UK 16 N - 3006043

### accessories

NS 35/15 UNPERF 2000MM - 1201714



NS 35/15 WH PERF 2000MM - 0806602



NS 35/15 WH UNPERF 2000MM - 1204135



NS 35/15 AL UNPERF 2000MM - 1201756



NS 35/15 ZN PERF 2000MM - 1206599



NS 35/15 ZN UNPERF 2000MM - 1206586



## Feed-through terminal block - UK 16 N - 3006043

### accessories

---

NS 35/15 CU UNPERF 2000MM - 1201895



NS 35/15 CAP - 1206573



NS 35/15-2,3 UNPERF 2000MM - 1201798



### Terminal marking

---

ZB 12:UNPRINTED - 0812120



UC-TM 12 - 0819194



## Feed-through terminal block - UK 16 N - 3006043

accessories

UCT-TM 12 - 0829144



---

### Labeled terminal marker

ZB 12 CUS - 0824942



ZB 12,LGS:L1-N,PE - 0812146



UC-TM 12 CUS - 0824613



UCT-TM 12 CUS - 0829630



---

### Test plug terminal block

## Feed-through terminal block - UK 16 N - 3006043

accessories

PS-MT - 0311647



---

### Insulating sleeve

PS-IH WH - 0311566



PS-IH RD - 0311579



PS-IH BU - 0311582



PS-IH YE - 0311595



## Feed-through terminal block - UK 16 N - 3006043

### accessories

PS-IH GN - 0311605



PS-IH GY - 0311621



PS-IH BK - 0311634



PS-IH VT - 0311618



### End block

CLIPFIX 35 - 3022218





## Feed-through terminal block - UK 16 N - 3006043

### accessories

CLIPFIX 35-5 - 3022276



E/NS 35 N - 0800886



E/UK - 1201442



E/UK 1 - 1201413



### **Test socket**

PSBJ 4/15/6 FARBLOS - 0303419



## Feed-through terminal block - UK 16 N - 3006043

### accessories

PSBJ 4/15/6 WH - 0303312



PSBJ 4/15/6 RD - 0303325



PSBJ 4/15/6 BU - 0303354



PSBJ 4/15/6 YE - 0303367



PSBJ 4/15/6 GN - 0303370



PSBJ 4/15/6 VT - 0303383



## Feed-through terminal block - UK 16 N - 3006043

accessories

---

PSBJ 4/15/6 GY - 0303396



PSBJ 4/15/6 BK - 0303406



PSB 4/7/6 - 0303299



### Drawings

Circuit diagram

