

Ground modular terminal block - USLKG 10 N - 3003923

Please be informed that the data shown in this PDF Document is generated from our Online Catalog. Please find the complete data in the user's documentation. Our General Terms of Use for Downloads are valid (<http://download.phoenixcontact.com>)



Ground modular terminal block, Connection method: Screw connection, Cross section: 0.5 mm² - 16 mm², AWG: 20 - 6, Width: 10.2 mm, Height: 45.8 mm, Color: green-yellow, Mounting type: NS 35/7,5, NS 35/15, NS 32



Key commercial data

package_quantity	50
GTIN	4017918107079

Technical data

General

Number of levels	1
Number of connections	2
Color	green-yellow
Insulating material	PA
Inflammability class according to UL 94	V0

General

Maximum load current	76 A (with 16 mm ² conductor cross section)
Rated surge voltage	8 kV
Pollution degree	3
Surge voltage category	III
Insulating material group	I
Connection in acc. with standard	IEC 60947-7-2
Nominal current I _N	57 A
Open side panel	nein
Temperature index, insulating material (DIN EN 60216-1 (VDE 0304-21))	125 °C
Static insulating material application in cold	-60 °C

Dimensions

Width	10.2 mm
Length	42.5 mm
Height	45.8 mm

Ground modular terminal block - USLKG 10 N - 3003923

Technical data

Dimensions

Height NS 35/7,5	47 mm
Height NS 35/15	54.5 mm
Height NS 32	52 mm

Connection data

Note	Terminal point
Connection in acc. with standard	IEC 60947-7-2
Connection method	Screw connection
Conductor cross section solid min.	0.5 mm ²
Conductor cross section solid max.	16 mm ²
Conductor cross section AWG/kcmil min.	20
Conductor cross section AWG/kcmil max	6
Conductor cross section stranded min.	0.5 mm ²
Conductor cross section stranded max.	10 mm ²
Min. AWG conductor cross section, stranded	20
Max. AWG conductor cross section, stranded	8
Conductor cross section stranded, with ferrule without plastic sleeve min.	0.5 mm ²
Conductor cross section stranded, with ferrule without plastic sleeve max.	10 mm ²
Conductor cross section stranded, with ferrule with plastic sleeve min.	0.5 mm ²
Conductor cross section stranded, with ferrule with plastic sleeve max.	6 mm ²
2 conductors with same cross section, solid min.	0.5 mm ²
2 conductors with same cross section, solid max.	4 mm ²
2 conductors with same cross section, stranded min.	0.5 mm ²
2 conductors with same cross section, stranded max.	4 mm ²
2 conductors with same cross section, stranded, TWIN ferrules with plastic sleeve, min.	0.5 mm ²
2 conductors with same cross section, stranded, TWIN ferrules with plastic sleeve, max.	6 mm ²
2 conductors with same cross section, stranded, ferrules without plastic sleeve, min.	0.5 mm ²
2 conductors with same cross section, stranded, ferrules without plastic sleeve, max.	2.5 mm ²
Stripping length	10 mm
Internal cylindrical gage	B 6
Screw thread	M4
Tightening torque, min	1.5 Nm
Tightening torque max	1.8 Nm

classifications

eCl@ss

Ground modular terminal block - USLKG 10 N - 3003923

classifications

eCl@ss

eCl@ss 4.0	27141118
eCl@ss 4.1	27141118
eCl@ss 5.0	27141118
eCl@ss 5.1	27141118
eCl@ss 6.0	27141141
eCl@ss 7.0	27141141
eCl@ss 8.0	27141141

ETIM

ETIM 2.0	EC000901
ETIM 3.0	EC000901
ETIM 4.0	EC000901
ETIM 5.0	EC000901

UNSPSC


UNSPSC 6.01	30211811
UNSPSC 7.0901	39121410
UNSPSC 11	39121410
UNSPSC 12.01	39121410
UNSPSC 13.2	39121410

approvals

IECEX / ATEX / CSA / UL Recognized / KEMA-KEUR / cUL Recognized / GOST / LR / BV / DNV / ABS / PRS / KR / CCA / GL / GOST / cULus Recognized /

Approval details

IECEX	
Nominal voltage UN	
Nominal current IN	
mm ² /AWG/kcmil	0.5-10

ATEX 	
Nominal voltage UN	
Nominal current IN	
mm ² /AWG/kcmil	0.5-10

Ground modular terminal block - USLKG 10 N - 3003923

approvals

CSA	
Nominal voltage UN	
Nominal current IN	
mm ² /AWG/kcmil	24-6

UL Recognized	
Nominal voltage UN	
Nominal current IN	
mm ² /AWG/kcmil	24-6

KEMA-KEUR	
Nominal voltage UN	
Nominal current IN	
mm ² /AWG/kcmil	10

cUL Recognized	
Nominal voltage UN	
Nominal current IN	
mm ² /AWG/kcmil	24-6

GOST

LR

BV

DNV

Ground modular terminal block - USLKG 10 N - 3003923

approvals


ABS	
Nominal voltage UN	
Nominal current IN	
mm ² /AWG/kcmil	24-6

PRS

KR

CCA	
Nominal voltage UN	
Nominal current IN	
mm ² /AWG/kcmil	10

GL



accessories

Terminal marking

SBS10:UNBEDRUCKT - 1007248



Ground modular terminal block - USLKG 10 N - 3003923

accessories

ZB 10:UNBEDRUCKT - 1053001



UC-TM 10 - 0818069



UCT-TM 10 - 0829142



Mounting rail

NS 32 PERF 2000MM - 1201002



NS 32 UNPERF 2000MM - 1201015



Ground modular terminal block - USLKG 10 N - 3003923

accessories

NS 35/ 7,5 PERF 2000MM - 0801733



NS 35/ 7,5 UNPERF 2000MM - 0801681



NS 35/ 7,5 WH PERF 2000MM - 1204119



NS 35/ 7,5 WH UNPERF 2000MM - 1204122



NS 35/ 7,5 AL UNPERF 2000MM - 0801704



NS 35/ 7,5 ZN PERF 2000MM - 1206421



Ground modular terminal block - USLKG 10 N - 3003923

accessories

NS 35/ 7,5 ZN UNPERF 2000MM - 1206434



NS 35/ 7,5 CU UNPERF 2000MM - 0801762



NS 35/ 7,5 CAP - 1206560



NS 35/15 PERF 2000MM - 1201730



NS 35/15 UNPERF 2000MM - 1201714



Ground modular terminal block - USLKG 10 N - 3003923

accessories

NS 35/15 WH PERF 2000MM - 0806602



NS 35/15 WH UNPERF 2000MM - 1204135



NS 35/15 AL UNPERF 2000MM - 1201756



NS 35/15 ZN PERF 2000MM - 1206599



NS 35/15 ZN UNPERF 2000MM - 1206586



NS 35/15 CU UNPERF 2000MM - 1201895



Ground modular terminal block - USLKG 10 N - 3003923

accessories

NS 35/15 CAP - 1206573



Labeled terminal marker

ZB 10 CUS - 0824941



ZB10,LGS:FORTL.ZAHLEN - 1053014



ZB10,QR:FORTL.ZAHLEN - 1053027



ZB10,LGS:GLEICHE ZAHLEN - 1053030



Ground modular terminal block - USLKG 10 N - 3003923

accessories

ZB10,LGS:L1-N,PE - 1053412



ZB10,LGS:U-N - 1053438



UC-TM 10 CUS - 0824605



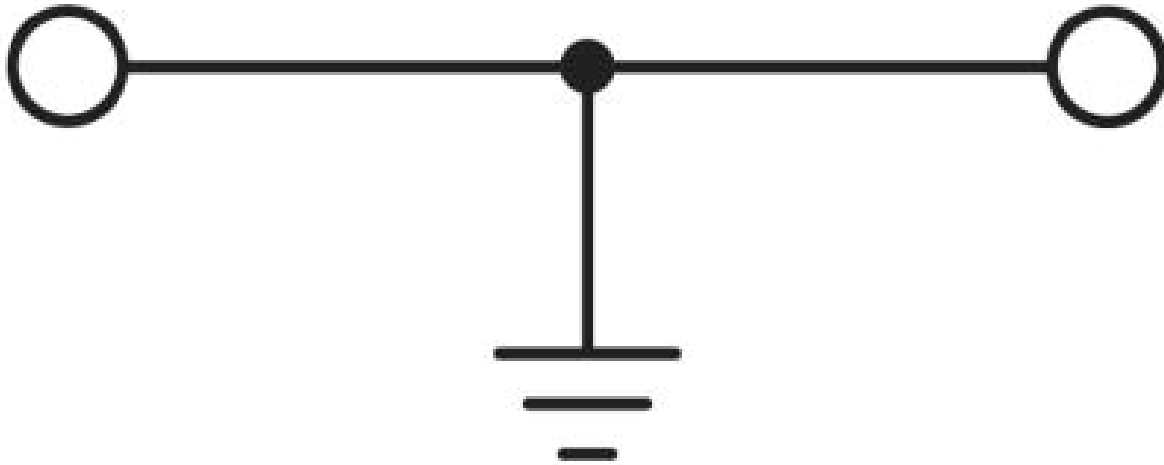
UCT-TM 10 CUS - 0829623



Drawings

Ground modular terminal block - USLKG 10 N - 3003923

Circuit diagram



© Phoenix Contact 2014 - all rights reserved
<http://www.phoenixcontact.com>