


# Ground modular terminal block - USLKG 2,5 N - 0441119

Please be informed that the data shown in this PDF Document is generated from our Online Catalog. Please find the complete data in the user's documentation. Our General Terms of Use for Downloads are valid (<http://download.phoenixcontact.com>)



Ground modular terminal block, Connection method: Screw connection, Cross section: 0.2 mm<sup>2</sup> - 4 mm<sup>2</sup>, AWG: 24 - 12, Width: 5.2 mm, Color: green-yellow, Mounting type: NS 35/7,5, NS 35/15, NS 32



## Key commercial data

package_quantity	50
GTIN	4017918002183

## Technical data

### General

Number of levels	1
Number of connections	2
Color	green-yellow
Insulating material	PA
Inflammability class according to UL 94	V0

### General

Rated surge voltage	8 kV
Pollution degree	3
Surge voltage category	III
Insulating material group	I
Connection in acc. with standard	IEC 60947-7-2
Open side panel	nein

### Dimensions

Width	5.2 mm
Length	42.5 mm
Height NS 35/7,5	42 mm
Height NS 35/15	49.5 mm
Height NS 32	47 mm

### Connection data

Note	Terminal point
Connection in acc. with standard	IEC 60947-7-2

# Ground modular terminal block - USLKG 2,5 N - 0441119

## Technical data

### Connection data

Connection method	Screw connection
Conductor cross section solid min.	0.2 mm <sup>2</sup>
Conductor cross section solid max.	4 mm <sup>2</sup>
Conductor cross section AWG/kcmil min.	24
Conductor cross section AWG/kcmil max	12
Conductor cross section stranded min.	0.2 mm <sup>2</sup>
Conductor cross section stranded max.	2.5 mm <sup>2</sup>
Min. AWG conductor cross section, stranded	24
Max. AWG conductor cross section, stranded	14
Conductor cross section stranded, with ferrule without plastic sleeve min.	0.25 mm <sup>2</sup>
Conductor cross section stranded, with ferrule without plastic sleeve max.	2.5 mm <sup>2</sup>
Conductor cross section stranded, with ferrule with plastic sleeve min.	0.25 mm <sup>2</sup>
Conductor cross section stranded, with ferrule with plastic sleeve max.	1.5 mm <sup>2</sup>
2 conductors with same cross section, solid min.	0.2 mm <sup>2</sup>
2 conductors with same cross section, solid max.	1 mm <sup>2</sup>
2 conductors with same cross section, stranded min.	0.2 mm <sup>2</sup>
2 conductors with same cross section, stranded max.	1 mm <sup>2</sup>
2 conductors with same cross section, stranded, TWIN ferrules with plastic sleeve, min.	0.5 mm <sup>2</sup>
2 conductors with same cross section, stranded, TWIN ferrules with plastic sleeve, max.	1.5 mm <sup>2</sup>
2 conductors with same cross section, stranded, ferrules without plastic sleeve, min.	0.25 mm <sup>2</sup>
2 conductors with same cross section, stranded, ferrules without plastic sleeve, max.	1.5 mm <sup>2</sup>
Stripping length	7 mm
Screw thread	M3
Tightening torque, min	0.6 Nm
Tightening torque max	0.8 Nm

## classifications

### eCl@ss

eCl@ss 4.0	27141118
eCl@ss 4.1	27141118
eCl@ss 5.0	27141118
eCl@ss 5.1	27141118
eCl@ss 6.0	27141141
eCl@ss 7.0	27141141
eCl@ss 8.0	27141141

# Ground modular terminal block - USLKG 2,5 N - 0441119

## classifications

### ETIM

<b>ETIM 2.0</b>	EC000901
<b>ETIM 3.0</b>	EC000901
<b>ETIM 4.0</b>	EC000901
<b>ETIM 5.0</b>	EC000901

### UNSPSC


<b>UNSPSC 6.01</b>	30211811
<b>UNSPSC 7.0901</b>	39121410
<b>UNSPSC 11</b>	39121410
<b>UNSPSC 12.01</b>	39121410
<b>UNSPSC 13.2</b>	39121410


## approvals

IECEX / ATEX / UL Recognized / cUL Recognized / cULus Recognized / CSA / UL Recognized / KEMA-KEUR / cUL Recognized / GOST / LR / GL / BV / PRS / KR / CCA / DNV / GOST / cULus Recognized /

### Approval details


<b>IECEX</b>	
Nominal voltage UN	
Nominal current IN	
mm <sup>2</sup> /AWG/kcmil	0.2-2.5


<b>ATEX</b> 	
Nominal voltage UN	
Nominal current IN	
mm <sup>2</sup> /AWG/kcmil	0.2-2.5


<b>UL Recognized</b> 	
Nominal voltage UN	
Nominal current IN	
mm <sup>2</sup> /AWG/kcmil	30-12


# Ground modular terminal block - USLKG 2,5 N - 0441119


approvals


cUL Recognized 	
Nominal voltage UN	
Nominal current IN	
mm <sup>2</sup> /AWG/kcmil	30-12

cULus Recognized 	
--	--

CSA 	
Nominal voltage UN	
Nominal current IN	
mm <sup>2</sup> /AWG/kcmil	28-12

	
Nominal voltage UN	
Nominal current IN	
mm <sup>2</sup> /AWG/kcmil	30-12

KEMA-KEUR 	
Nominal voltage UN	
Nominal current IN	
mm <sup>2</sup> /AWG/kcmil	1.5

	
Nominal voltage UN	
Nominal current IN	
mm <sup>2</sup> /AWG/kcmil	30-12

# Ground modular terminal block - USLKG 2,5 N - 0441119

approvals

GOST
------

LR
----

GL
----

BV
----

PRS
-----

KR
----

<b>CCA</b>	
Nominal voltage UN	
Nominal current IN	
mm <sup>2</sup> /AWG/kcmil	2.5

DNV
-----

--

--

accessories

**Terminal marking**

SBS 5:UNBEDRUCKT - 1007219



## Ground modular terminal block - USLKG 2,5 N - 0441119

### accessories

ZB 5 :UNBEDRUCKT - 1050004



---

UC-TM 5 - 0818108



---

UCT-TM 5 - 0828734



---

### Marker pen

X-PEN 0,35 - 0811228



---

### Screwdriver tools

SZS 0,6X3,5 - 1205053



---

### Mounting rail

## Ground modular terminal block - USLKG 2,5 N - 0441119

### accessories

NS 32 PERF 2000MM - 1201002



NS 32 UNPERF 2000MM - 1201015



NS 35/ 7,5 PERF 2000MM - 0801733



NS 35/ 7,5 UNPERF 2000MM - 0801681



NS 35/ 7,5 WH PERF 2000MM - 1204119



NS 35/ 7,5 WH UNPERF 2000MM - 1204122



## Ground modular terminal block - USLKG 2,5 N - 0441119

### accessories

---

NS 35/ 7,5 AL UNPERF 2000MM - 0801704



NS 35/ 7,5 ZN PERF 2000MM - 1206421



NS 35/ 7,5 ZN UNPERF 2000MM - 1206434



NS 35/ 7,5 CU UNPERF 2000MM - 0801762



NS 35/ 7,5 CAP - 1206560





## Ground modular terminal block - USLKG 2,5 N - 0441119

### accessories

NS 35/15 PERF 2000MM - 1201730



NS 35/15 UNPERF 2000MM - 1201714



NS 35/15 WH PERF 2000MM - 0806602



NS 35/15 WH UNPERF 2000MM - 1204135



NS 35/15 AL UNPERF 2000MM - 1201756



NS 35/15 ZN PERF 2000MM - 1206599



## Ground modular terminal block - USLKG 2,5 N - 0441119

accessories

---

NS 35/15 ZN UNPERF 2000MM - 1206586



NS 35/15 CU UNPERF 2000MM - 1201895



NS 35/15 CAP - 1206573



**Labeled terminal marker**

ZB 5 CUS - 0824962



ZB 5,LGS:FORTL.ZAHLEN - 1050017



## Ground modular terminal block - USLKG 2,5 N - 0441119

### accessories

ZB 5,QR:FORTL.ZAHLEN - 1050020



ZB 5,LGS:GLEICHE ZAHLEN - 1050033



ZB 5,LGS:L1-N,PE - 1050415



UC-TM 5 CUS - 0824581



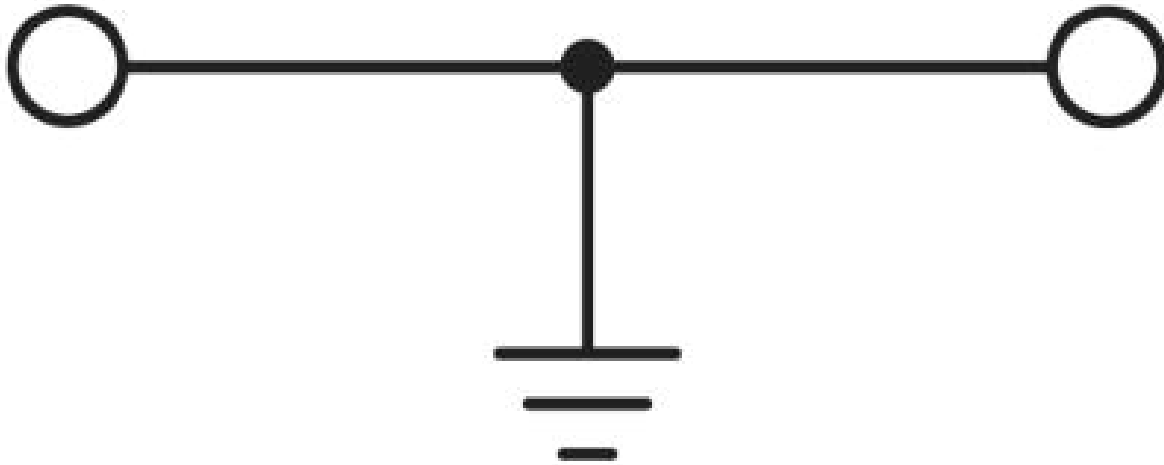
UCT-TM 5 CUS - 0829595



### Drawings

## Ground modular terminal block - USLKG 2,5 N - 0441119

Circuit diagram



© Phoenix Contact 2014 - all rights reserved  
<http://www.phoenixcontact.com>