

Plug - SP 2,5/ 1-R GNYE - 3043093

Please be informed that the data shown in this PDF Document is generated from our Online Catalog. Please find the complete data in the user's documentation. Our General Terms of Use for Downloads are valid (<http://download.phoenixcontact.com>)



Plug, Connection method: Spring-cage connection, Number of positions: 1, Cross section: 0.08 mm² - 4 mm², AWG: 28 - 12, Width: 5.2 mm, Height: 39 mm, Color: green-yellow

Illustration shows versions of the SP 2,5/1-... connector in various colors

Product Description

Connector element right, left housing with engagement pin, right closed with cover

Product Features

- Cable housing can be snapped on to the plugs, see figure below
- The plug with spring-cage connection is assembled directly on site by snapping together single-position plug elements
- The ST-COMBI plugs for self-assembly provide solutions that users can implement themselves

Key commercial data

package_quantity	50
GTIN	4017918894955

Technical data

General

Number of levels	1
Number of connections	1
Color	green-yellow
Insulating material	PA
Inflammability class according to UL 94	V0

General

Maximum load current	24 A (with 2.5 mm ² conductor cross section)
Rated surge voltage	6 kV
Pollution degree	3
Surge voltage category	III
Insulating material group	I
Connection in acc. with standard	IEC 61984
Nominal current I_N	24 A
Nominal voltage U_N	500 V
Open side panel	nein
Number of positions	1

Plug - SP 2,5/ 1-R GNYE - 3043093

Technical data

Dimensions

Width	5.2 mm
Length	15.8 mm
Height	39 mm

Connection data

Connection in acc. with standard	IEC 61984
Connection method	Spring-cage connection
Conductor cross section solid min.	0.08 mm ²
Conductor cross section solid max.	4 mm ²
Conductor cross section AWG/kcmil min.	28
Conductor cross section AWG/kcmil max	12
Conductor cross section stranded min.	0.08 mm ²
Conductor cross section stranded max.	2.5 mm ²
Min. AWG conductor cross section, stranded	28
Max. AWG conductor cross section, stranded	14
Conductor cross section stranded, with ferrule without plastic sleeve min.	0.14 mm ²
Conductor cross section stranded, with ferrule without plastic sleeve max.	2.5 mm ²
Conductor cross section stranded, with ferrule with plastic sleeve min.	0.14 mm ²
Conductor cross section stranded, with ferrule with plastic sleeve max.	2.5 mm ²
2 conductors with same cross section, stranded, TWIN ferrules with plastic sleeve, max.	0.5 mm ²
Stripping length	10 mm
Internal cylindrical gage	A3
Connection method	Plug connection

classifications

eCl@ss

eCl@ss 4.0	272607xx
eCl@ss 4.1	27260701
eCl@ss 5.0	27260701
eCl@ss 5.1	27260701
eCl@ss 6.0	27141151
eCl@ss 7.0	27141151
eCl@ss 8.0	27141151

ETIM

ETIM 2.0	EC000897
ETIM 3.0	EC000897
ETIM 4.0	EC002021

Plug - SP 2,5/ 1-R GNYE - 3043093

classifications

ETIM

ETIM 5.0	EC002021
-----------------	----------

UNSPSC

UNSPSC 6.01	30211802
UNSPSC 7.0901	39121402
UNSPSC 11	39121402
UNSPSC 12.01	39121402
UNSPSC 13.2	39121402

approvals

CSA / UL Recognized / VDE Gutachten mit Fertigungsüberwachung / cUL Recognized / GOST / LR / GL / BV / DNV / RS / IECCEB CB Scheme / GOST / CSA / cULus Recognized /

Approval details

Usegroups	B	C
Nominal voltage UN	300 V	300 V
Nominal current IN	20 A	20 A
mm ² /AWG/kcmil	24-12	24-12

Usegroups	B	C	D
Nominal voltage UN	300 V	300 V	600 V
Nominal current IN	20 A	20 A	5 A
mm ² /AWG/kcmil	28-12	28-12	28-12

Nominal voltage UN	500 V
Nominal current IN	
mm ² /AWG/kcmil	0.2-4

--	--

Plug - SP 2,5/ 1-R GNYE - 3043093

approvals

Usegroups	B	C	D
Nominal voltage UN	300 V	300 V	600 V
Nominal current IN	20 A	20 A	5 A
mm ² /AWG/kcmil	28-12	28-12	28-12

GOST

LR

GL

BV

DNV

RS

IECEE CB Scheme

Nominal voltage UN	500 V
Nominal current IN	
mm ² /AWG/kcmil	0.2-4

Usegroups	B	C	D
Nominal voltage UN	300 V	300 V	300 V
Nominal current IN	20 A	20 A	5 A
mm ² /AWG/kcmil	24-12	24-12	24-12

cULus Recognized

Plug - SP 2,5/ 1-R GNYE - 3043093

accessories

Strain relief

PZ/2 - 3040627



PZ/4 - 3040643



Mounting material

PR - 3040559



PR/2 - 3040630



PRT/2 - 3040631



Plug - SP 2,5/ 1-R GNYE - 3043093

accessories

PRZ - 3040614



Shield connection

PSH 3- 6 - 3040591



PSH 5-10 - 3040601



Marker pen

B-STIFT - 1051993



X-PEN 0,35 - 0811228



Terminal marking

Plug - SP 2,5/ 1-R GNYE - 3043093

accessories

ZBF 5:UNBEDRUCKT - 0808642



UC-TMF 5 - 0818153



UCT-TMF 5 - 0828744



Labeled terminal marker

ZBF 5 CUS - 0825025



ZBF 5,LGS:FORTL.ZAHLEN - 0808671



Plug - SP 2,5/ 1-R GNYE - 3043093

accessories

ZBF 5,QR:FORTL.ZAHLEN - 0808697



ZBF 5,LGS:GERADE ZAHLEN - 0810821



ZBF 5,LGS:UNGERADE ZAHLEN - 0810863



UC-TMF 5 CUS - 0824638



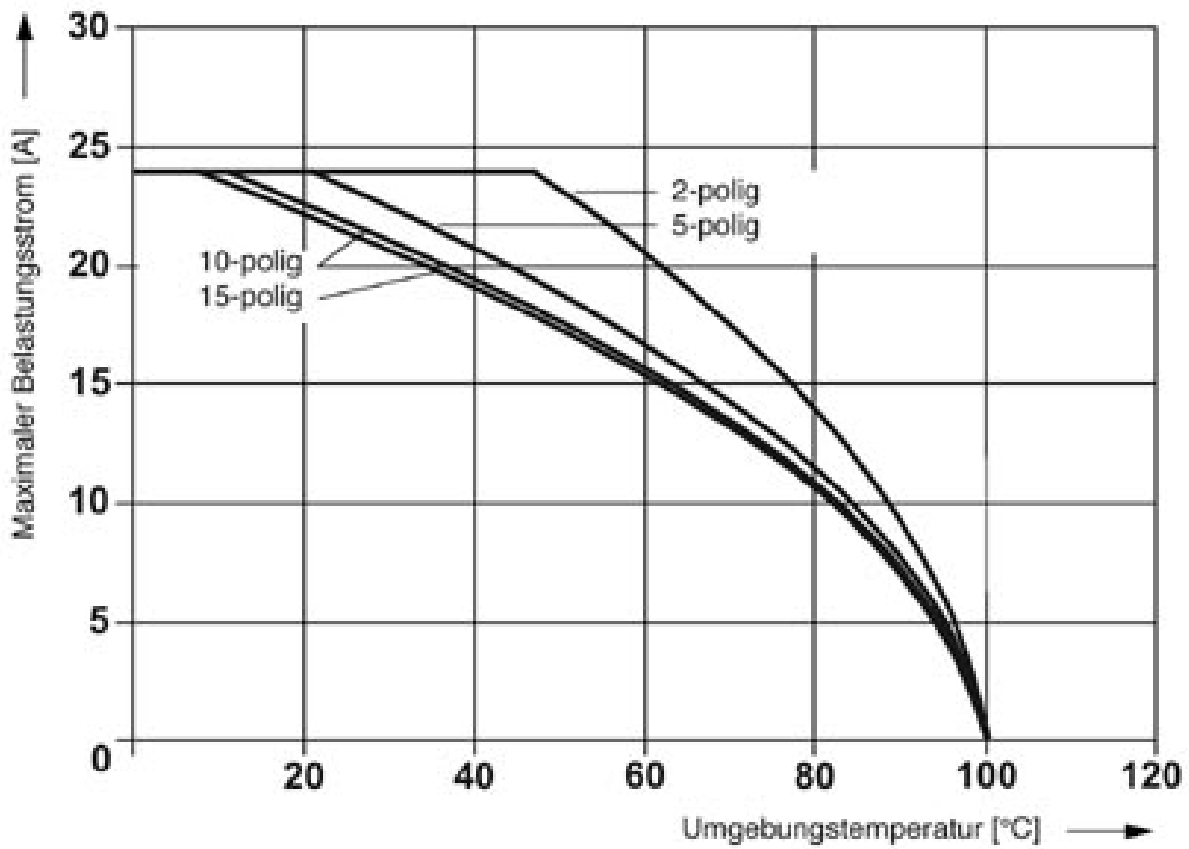
UCT-TMF 5 CUS - 0829658



Drawings

Plug - SP 2,5/ 1-R GNYE - 3043093

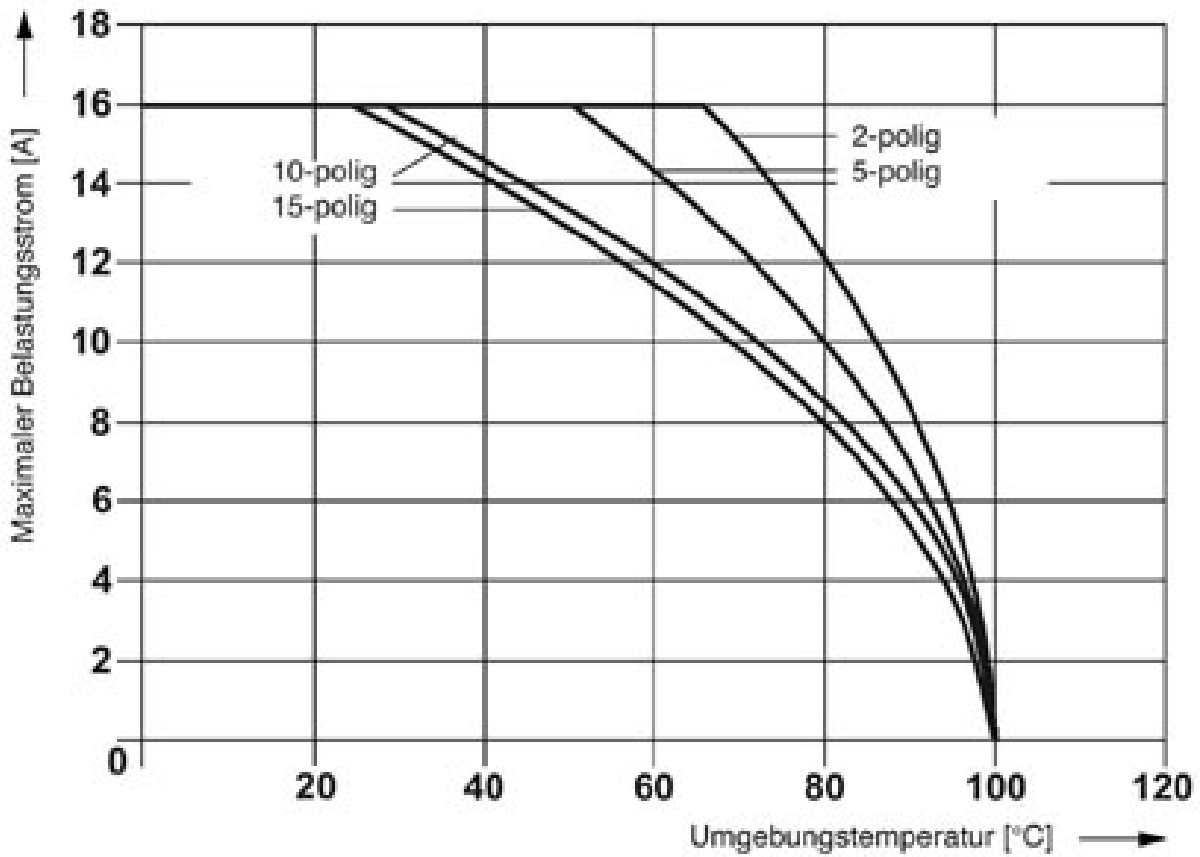
Diagram



Derating curve for ST 2,5/ 1P, ST 2,5/ 2P, ST 2,5-TWIN/ 1P and for all plug versions SP...

Plug - SP 2,5/ 1-R GNYE - 3043093

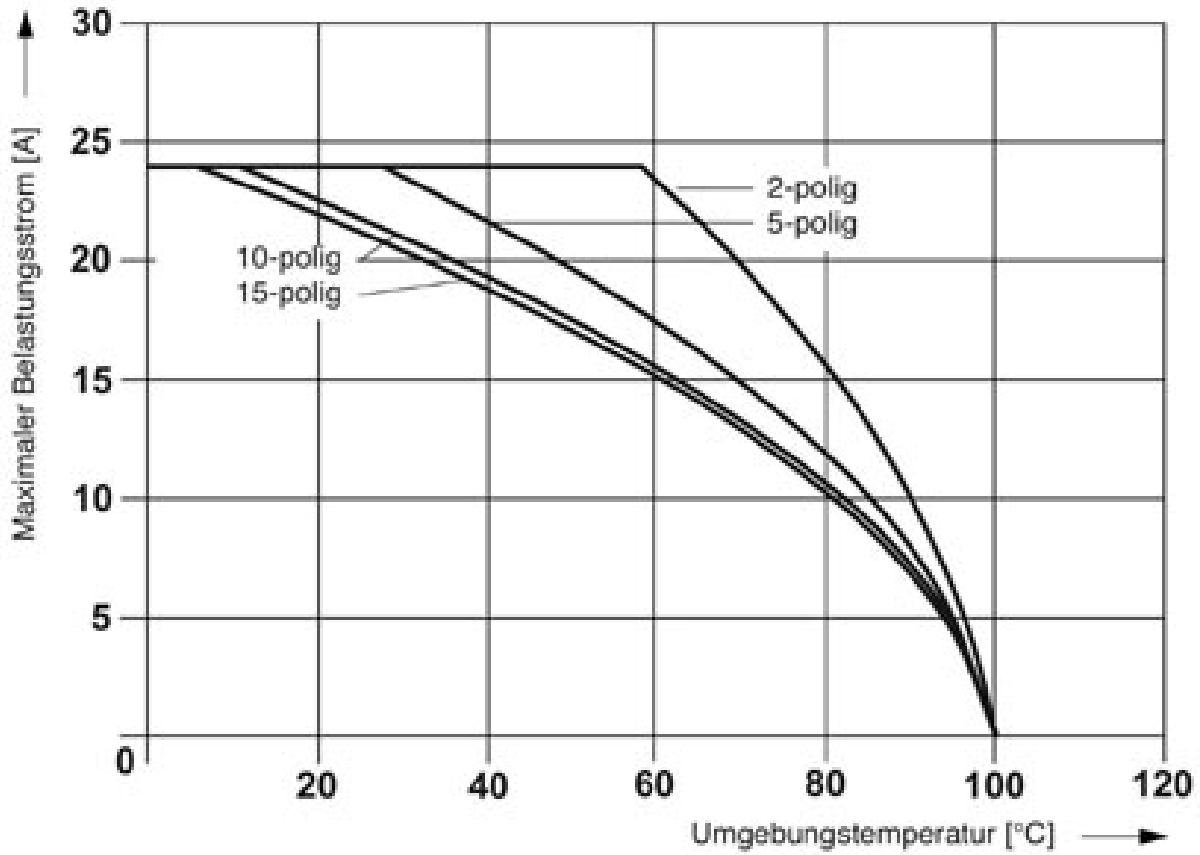
Diagram



Derating curve for ST 2,5-TWIN-MT/1P, ST 2,5-TWIN-TG/1P and for all plug versions SP...

Plug - SP 2,5/ 1-R GNYE - 3043093

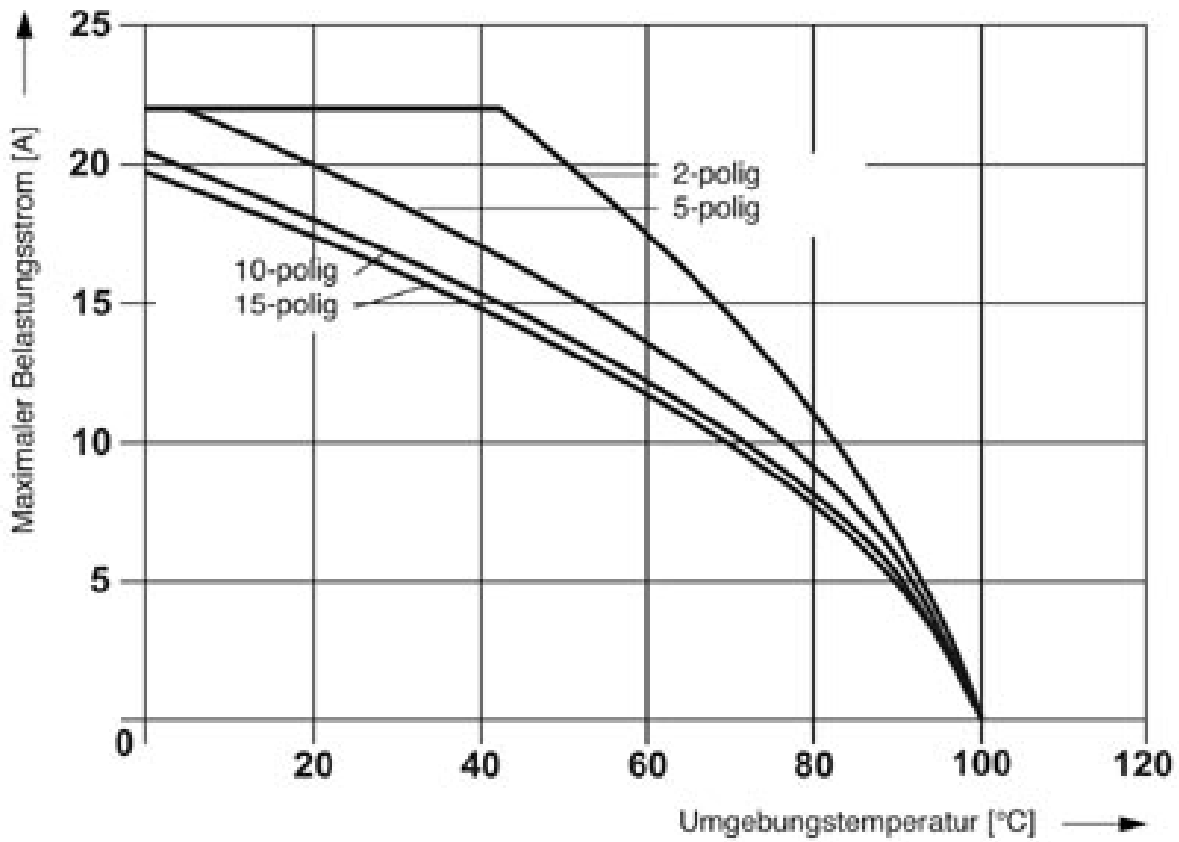
Diagram



Derating curve for ST 2,5-QUATTRO/2P, ST 2,5-QUATTRO/4P and for all plug versions SP...

Plug - SP 2,5/ 1-R GNYE - 3043093

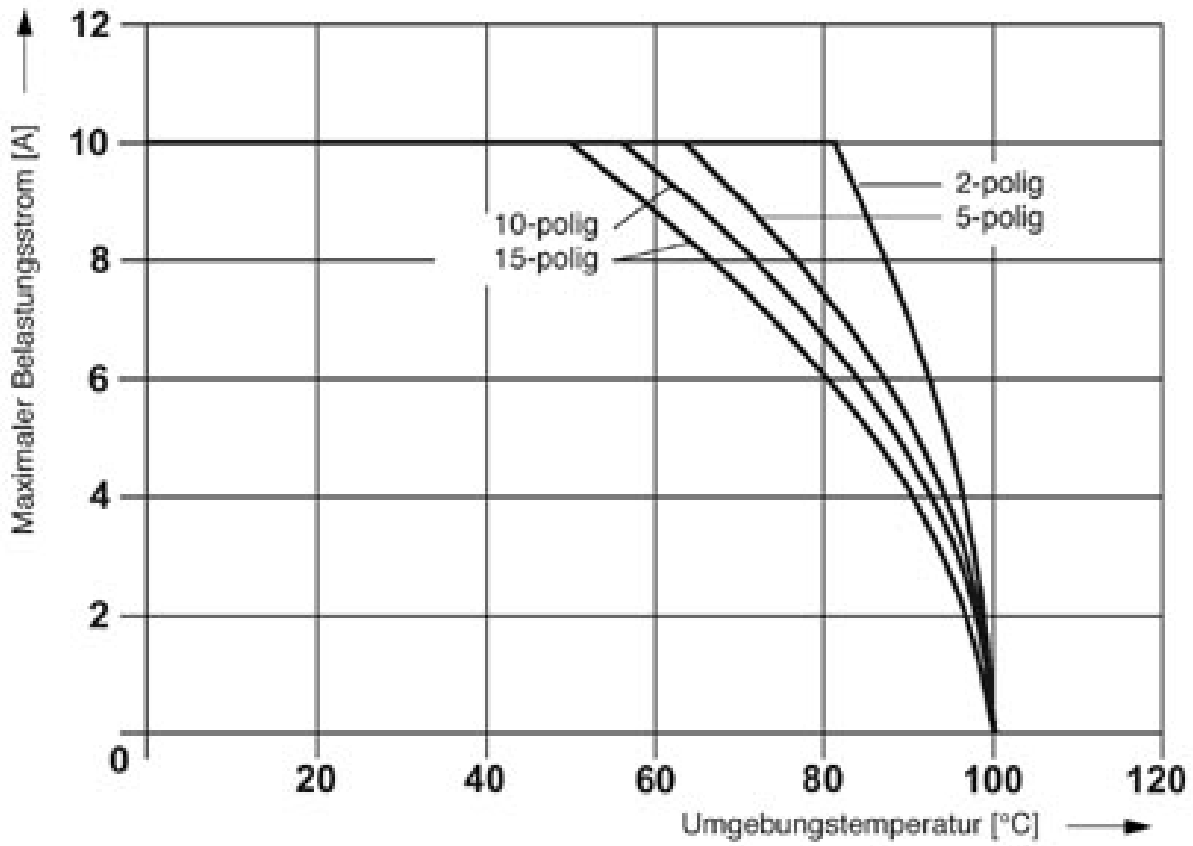
Diagram



Derating curve for STTB 2,5/ 2P, STTB 2,5/ 2P-PV and for all plug versions SP...

Plug - SP 2,5/ 1-R GNYE - 3043093

Diagram



Derating curve for ST 2,5-4L/1P, ST 2,5-4L/2P and for all plug versions SP...

Circuit diagram



Plug - SP 2,5/ 1-R GNYE - 3043093

Schematic diagram

