

# Plug - SP 2,5/ 3 - 3040274

Please be informed that the data shown in this PDF Document is generated from our Online Catalog. Please find the complete data in the user's documentation. Our General Terms of Use for Downloads are valid (<http://download.phoenixcontact.com>)



Plug, Connection method: Spring-cage connection, Number of positions: 3, Cross section: 0.08 mm<sup>2</sup> - 4 mm<sup>2</sup>, AWG: 28 - 12, Width: 15.6 mm, Height: 39 mm, Color: gray

The illustration shows a 6-position version

## Product Features

- Large-surface labeling option
- Practical coding option

## Key commercial data

package_quantity	50
GTIN	4017918832803

## Technical data

### General

Number of levels	1
Number of connections	1
Color	gray
Insulating material	PA
Inflammability class according to UL 94	V0

### General

Maximum load current	24 A (with 2.5 mm <sup>2</sup> conductor cross section)
Rated surge voltage	6 kV
Pollution degree	3
Surge voltage category	III
Insulating material group	I
Connection in acc. with standard	IEC 61984
Nominal current I <sub>N</sub>	24 A
Nominal voltage U <sub>N</sub>	500 V
Open side panel	nein
Number of positions	3

### Dimensions

Width	15.6 mm
Length	15.8 mm

# Plug - SP 2,5/ 3 - 3040274

## Technical data

### Dimensions

<b>Height</b>	39 mm
---------------	-------

### Connection data

<b>Connection in acc. with standard</b>	IEC 61984
<b>Connection method</b>	Spring-cage connection
<b>Conductor cross section solid min.</b>	0.08 mm <sup>2</sup>
<b>Conductor cross section solid max.</b>	4 mm <sup>2</sup>
<b>Conductor cross section AWG/kcmil min.</b>	28
<b>Conductor cross section AWG/kcmil max</b>	12
<b>Conductor cross section stranded min.</b>	0.08 mm <sup>2</sup>
<b>Conductor cross section stranded max.</b>	2.5 mm <sup>2</sup>
<b>Min. AWG conductor cross section, stranded</b>	28
<b>Max. AWG conductor cross section, stranded</b>	14
<b>Conductor cross section stranded, with ferrule without plastic sleeve min.</b>	0.14 mm <sup>2</sup>
<b>Conductor cross section stranded, with ferrule without plastic sleeve max.</b>	2.5 mm <sup>2</sup>
<b>Conductor cross section stranded, with ferrule with plastic sleeve min.</b>	0.14 mm <sup>2</sup>
<b>Conductor cross section stranded, with ferrule with plastic sleeve max.</b>	2.5 mm <sup>2</sup>
<b>2 conductors with same cross section, stranded, TWIN ferrules with plastic sleeve, max.</b>	0.5 mm <sup>2</sup>
<b>Stripping length</b>	10 mm
<b>Internal cylindrical gage</b>	A3
<b>Connection method</b>	Plug connection

## classifications

### eCl@ss

<b>eCl@ss 4.0</b>	272607xx
<b>eCl@ss 4.1</b>	27260701
<b>eCl@ss 5.0</b>	27260701
<b>eCl@ss 5.1</b>	27260701
<b>eCl@ss 6.0</b>	27141151
<b>eCl@ss 7.0</b>	27141151
<b>eCl@ss 8.0</b>	27141151

### ETIM

<b>ETIM 2.0</b>	EC000897
<b>ETIM 3.0</b>	EC000897
<b>ETIM 4.0</b>	EC001121
<b>ETIM 5.0</b>	EC002021

### UNSPSC

# Plug - SP 2,5/ 3 - 3040274

## classifications

### UNSPSC

<b>UNSPSC 6.01</b>	30211802
<b>UNSPSC 7.0901</b>	39121402
<b>UNSPSC 11</b>	39121402
<b>UNSPSC 12.01</b>	39121402
<b>UNSPSC 13.2</b>	39121402

## approvals

CSA / UL Recognized / VDE Gutachten mit Fertigungsüberwachung / cUL Recognized / GOST / LR / GL / BV / DNV / RS / IECCE CB Scheme / GOST / CSA / cULus Recognized /

### Approval details

Usegroups	B	C
Nominal voltage UN	300 V	300 V
Nominal current IN	20 A	20 A
mm <sup>2</sup> /AWG/kcmil	24-12	24-12

Usegroups	B	C	D
Nominal voltage UN	300 V	300 V	600 V
Nominal current IN	20 A	20 A	5 A
mm <sup>2</sup> /AWG/kcmil	28-12	28-12	28-12

Nominal voltage UN	500 V
Nominal current IN	
mm <sup>2</sup> /AWG/kcmil	0.2-4

Usegroups	B	C	D
Nominal voltage UN	300 V	300 V	600 V

# Plug - SP 2,5/ 3 - 3040274

## approvals

Usegroups	B	C	D
Nominal current IN	20 A	20 A	5 A
mm <sup>2</sup> /AWG/kcmil	28-12	28-12	28-12

GOST

LR

GL

BV

DNV

RS

IECEE CB Scheme

Nominal voltage UN	500 V
Nominal current IN	
mm <sup>2</sup> /AWG/kcmil	0.2-4

Usegroups	B	C	D
Nominal voltage UN	300 V	300 V	300 V
Nominal current IN	20 A	20 A	5 A
mm <sup>2</sup> /AWG/kcmil	24-12	24-12	24-12

cULus Recognized

## Plug - SP 2,5/ 3 - 3040274

accessories

### Strain relief

PZ/2 - 3040627



PZ/4 - 3040643



### Mounting material

PR - 3040559



PR/2 - 3040630



PRT/2 - 3040631



## Plug - SP 2,5/ 3 - 3040274

accessories

PRZ - 3040614



---

### Shield connection

PSH 3- 6 - 3040591



PSH 5-10 - 3040601



---

### Insulating sleeve

ISH 2,5/0,2 - 3002843



ISH 2,5/0,5 - 3002856



# Plug - SP 2,5/ 3 - 3040274

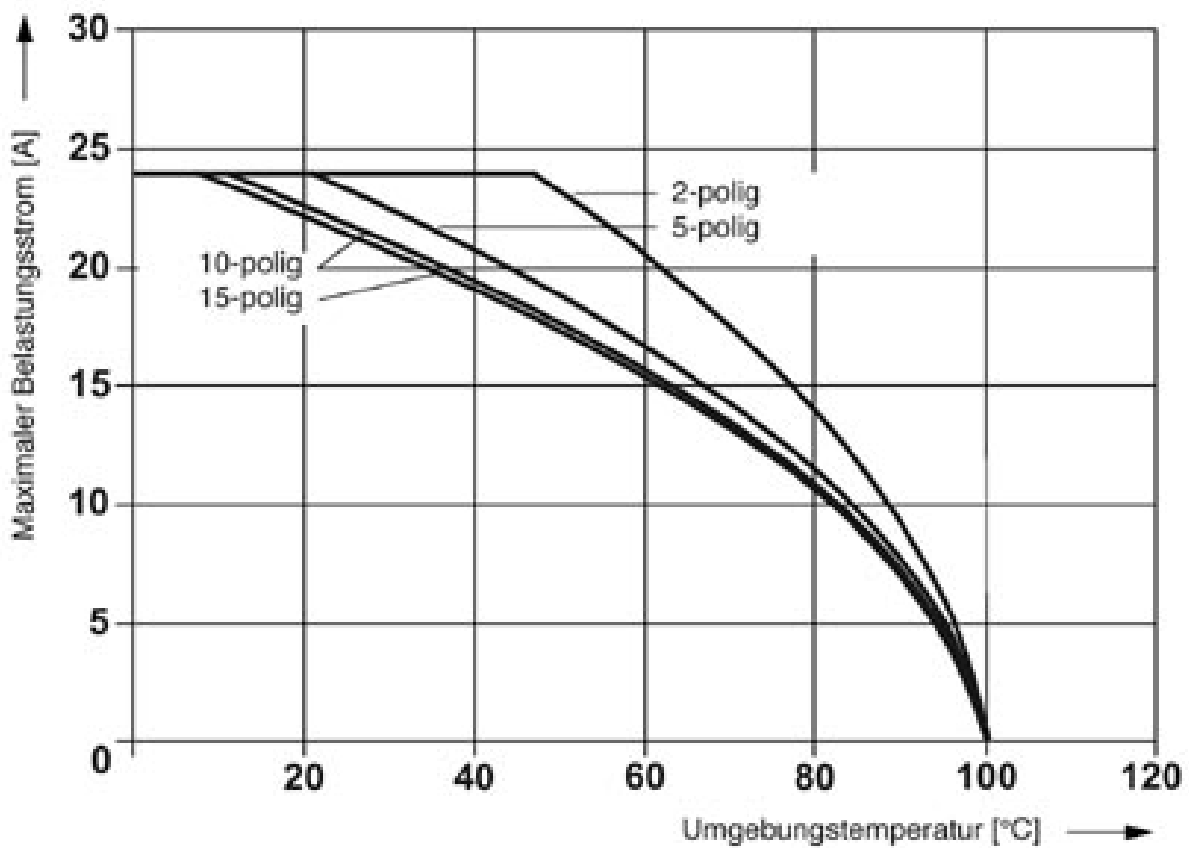
accessories

ISH 2,5/1,0 - 3002869



## Drawings

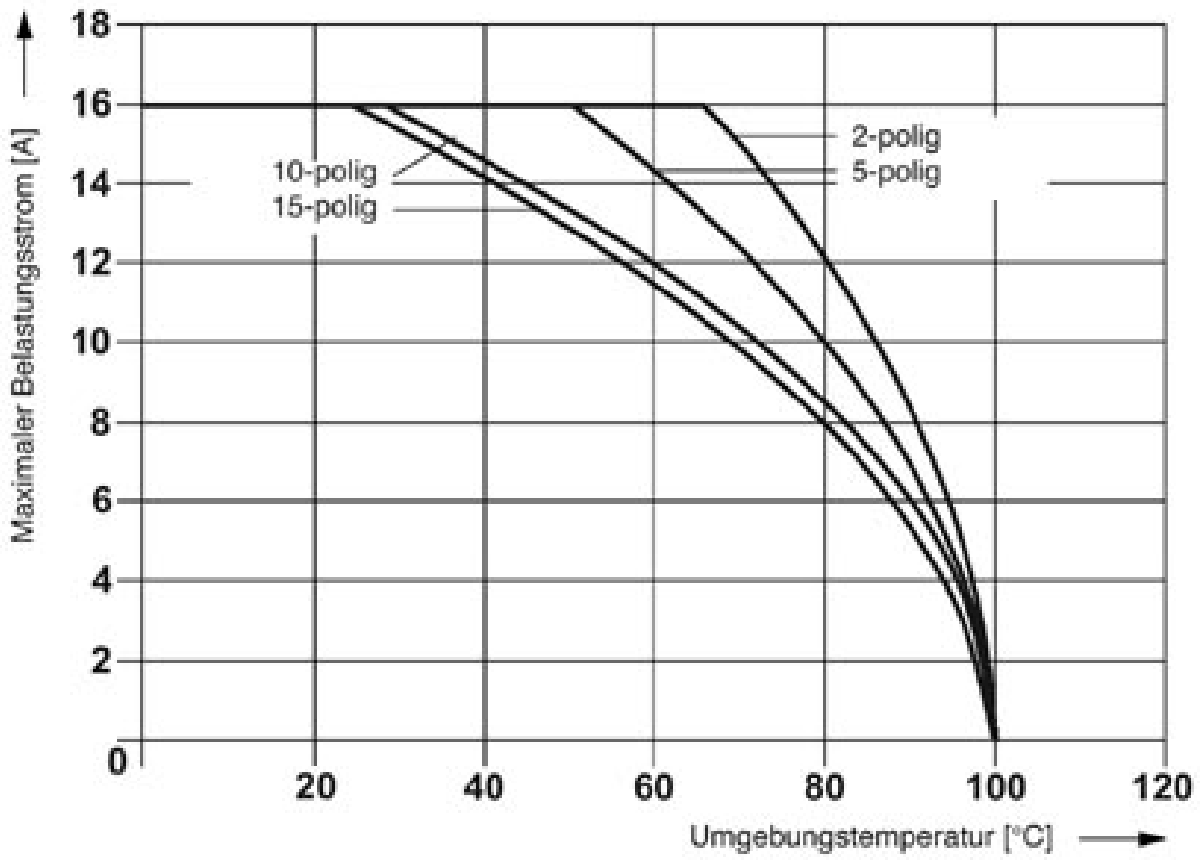
Diagram



Derating curve for ST 2,5/ 1P, ST 2,5/ 2P, ST 2,5-TWIN/ 1P and for all plug versions SP...

# Plug - SP 2,5/ 3 - 3040274

Diagram

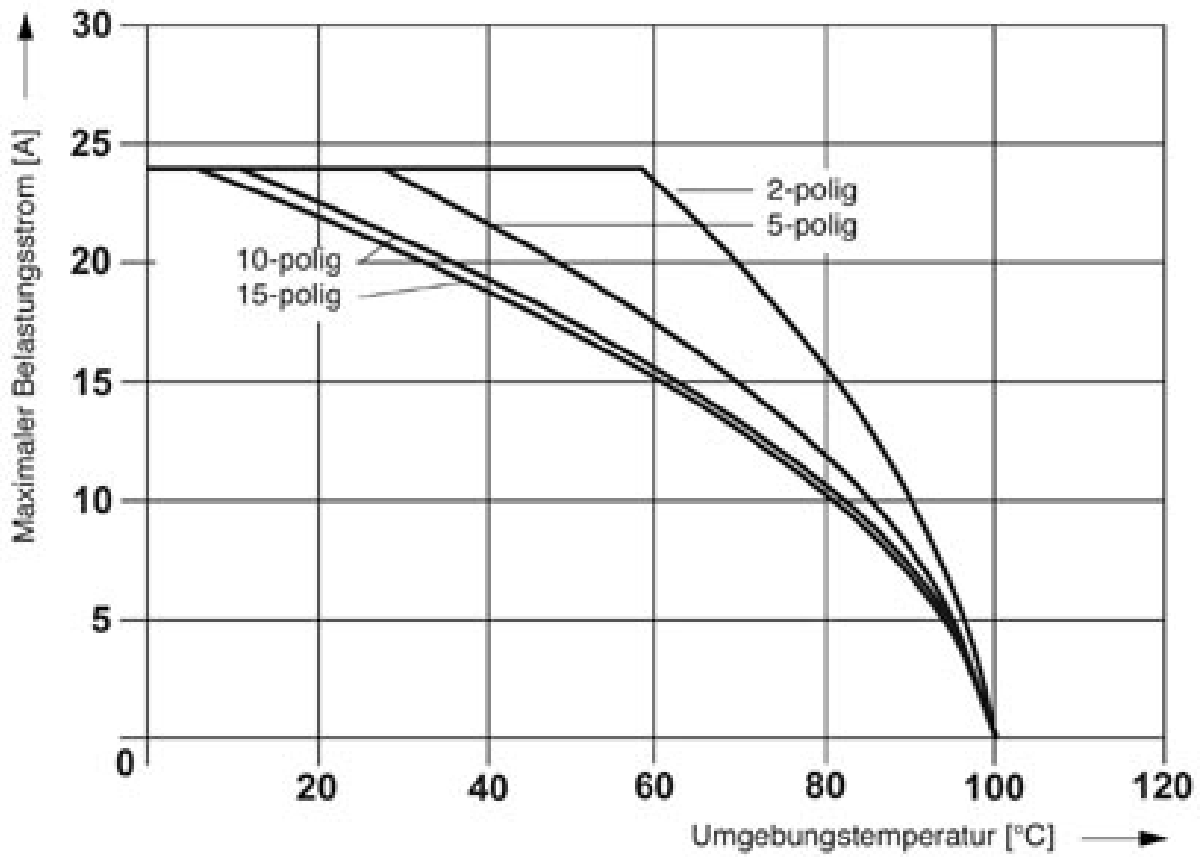


Derating curve for ST 2,5-TWIN-MT/1P, ST 2,5-TWIN-TG/1P and for all plug versions SP...



# Plug - SP 2,5/ 3 - 3040274

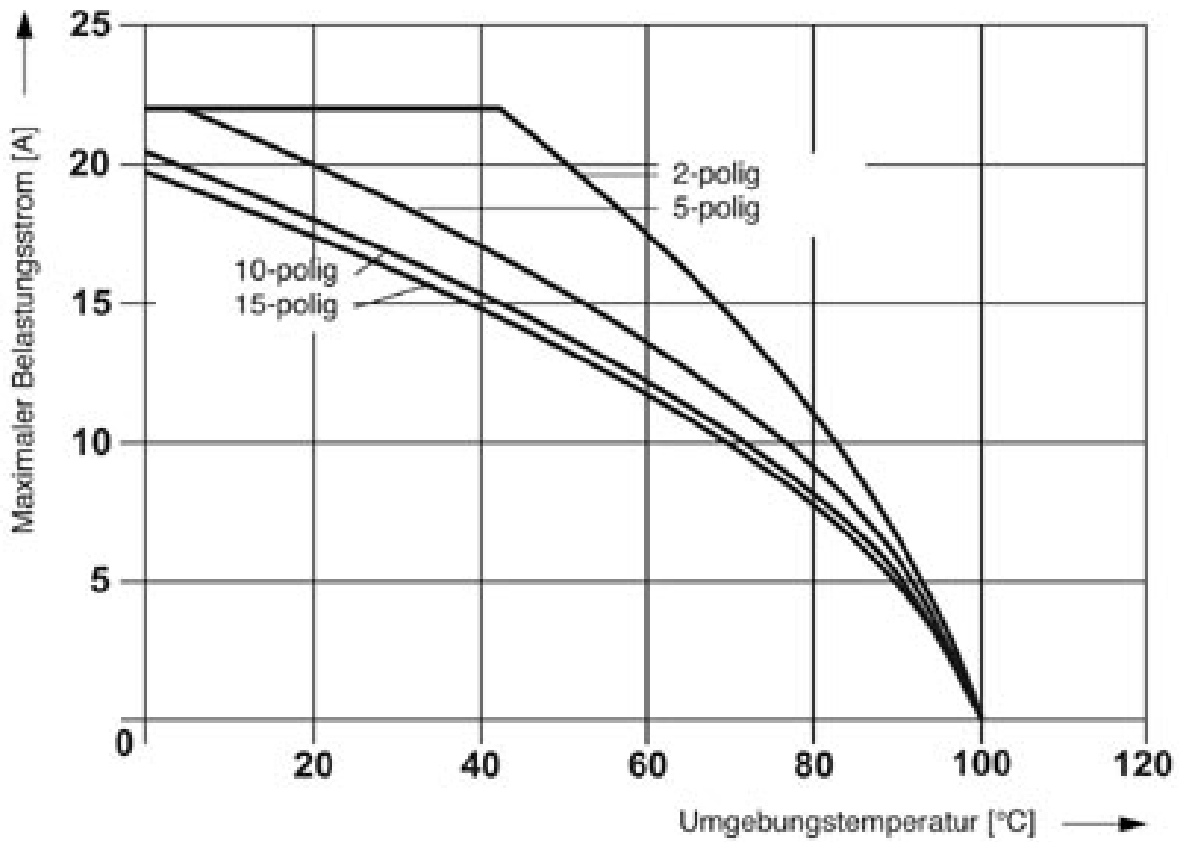
Diagram



Derating curve for ST 2,5-QUATTRO/2P, ST 2,5-QUATTRO/4P and for all plug versions SP...

# Plug - SP 2,5/ 3 - 3040274

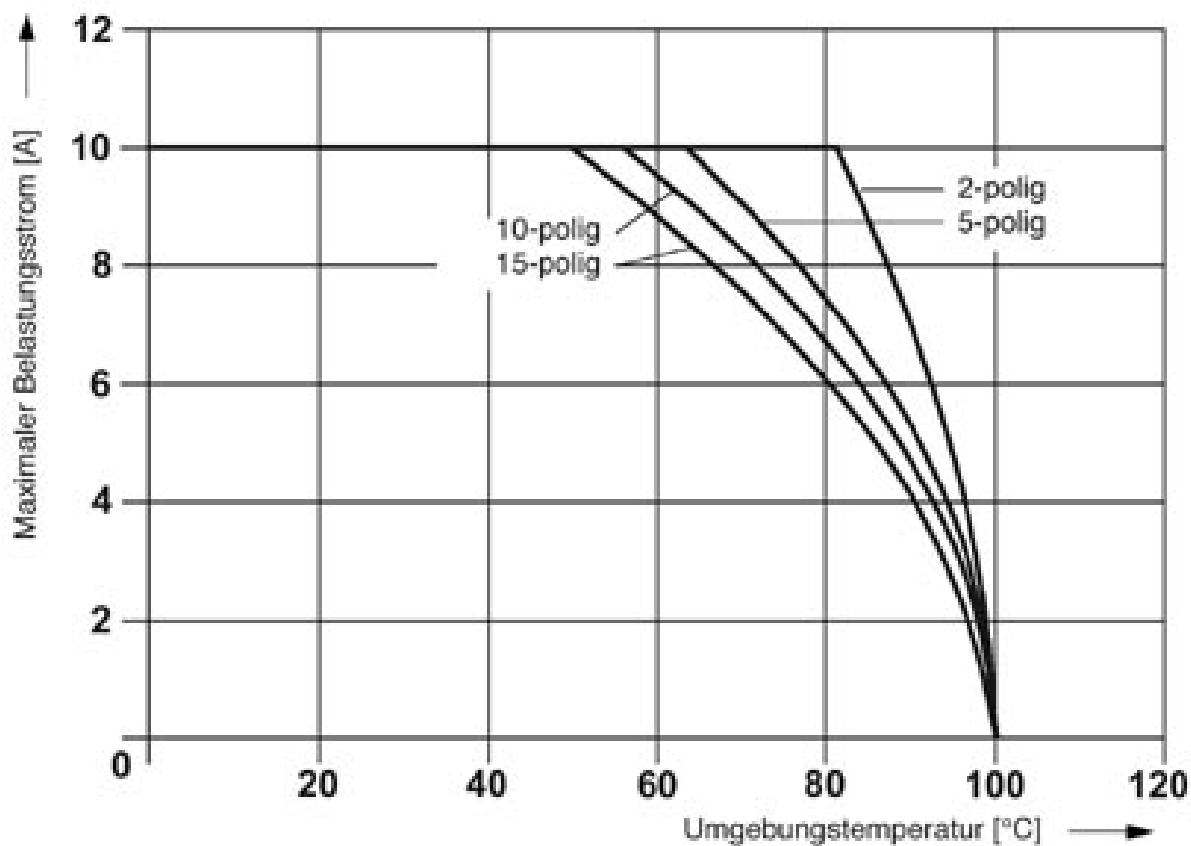
Diagram



Derating curve for STTB 2,5/ 2P, STTB 2,5/ 2P-PV and for all plug versions SP...

# Plug - SP 2,5/ 3 - 3040274

Diagram



Derating curve for ST 2,5-4L/1P, ST 2,5-4L/2P and for all plug versions SP...

Circuit diagram

