

Protective conductor double-level terminal block - PTTB 2,5-PE - 3210596

Please be informed that the data shown in this PDF Document is generated from our Online Catalog. Please find the complete data in the user's documentation. Our General Terms of Use for Downloads are valid (<http://download.phoenixcontact.com>)



Protective conductor double-level terminal block, Cross section: 0.14 mm² - 4 mm², AWG: 26 - 12, Connection type: Push-in connection, Width: 5.2 mm, Color: green-yellow, Mounting type: NS 35/7,5, NS 35/15

Product Features

- The Push-in connection terminal blocks are characterized by the system features of the CLIPLINE complete system and by easy and tool-free wiring of conductors with ferrules or solid conductors
- The compact design and front connection enable wiring in a confined space
- In addition to the testing facility in the double function shaft, all terminal blocks provide an additional test connection
- Tested for railway applications

Key commercial data

package_quantity	50
GTIN	4046356419017

Technical data

General

Number of levels	2
Number of connections	4
Color	green-yellow
Insulating material	PA
Inflammability class according to UL 94	V0
Area of application	Railway industry
Area of application	Mechanical engineering
Area of application	Plant engineering
Area of application	Process industry

General

Rated surge voltage	6 kV
Pollution degree	3
Surge voltage category	III
Insulating material group	I
Connection in acc. with standard	IEC 60947-7-2
Open side panel	ja
Shock protection test specification	DIN EN 50274 (VDE 0660-514):2002-11

Protective conductor double-level terminal block - PTTB 2,5-PE - 3210596

Technical data

General

Back of the hand protection	guaranteed
Finger protection	guaranteed
Test specification, oscillation, broadband noise	DIN EN 50155 (VDE 0115-200):2008-03
Test spectrum	Service life test category 1, class B, body mounted
Test frequency	$f_1 = 5 \text{ Hz}$ to $f_2 = 150 \text{ Hz}$
ASD level	$1.857 \text{ (m/s}^2\text{)}^2\text{/Hz}$
Acceleration	0.8 g
Test duration per axis	5 h
Test directions	X-, Y- and Z-axis
Oscillation, broadband noise test result	Test passed
Test specification, shock test	DIN EN 50155 (VDE 0115-200):2008-03
Shock form	Half-sine
Acceleration	5 g
Shock duration	30 ms
Number of shocks per direction	3
Test directions	X-, Y- and Z-axis (pos. and neg.)
Shock test result	Test passed
Temperature index, insulating material (DIN EN 60216-1 (VDE 0304-21))	130 °C
Static insulating material application in cold	-60 °C

Dimensions

Width	5.2 mm
Length	68 mm
Height NS 35/7,5	47.5 mm
Height NS 35/15	55 mm

Connection data

Connection method	Push-in connection
Conductor cross section solid min.	0.14 mm ²
Conductor cross section solid max.	4 mm ²
Conductor cross section stranded min.	0.14 mm ²
Conductor cross section stranded max.	2.5 mm ²
Conductor cross section AWG/kcmil min.	26
Conductor cross section AWG/kcmil max	12
Conductor cross section stranded, with ferrule without plastic sleeve min.	0.14 mm ²
Conductor cross section stranded, with ferrule without plastic sleeve max.	2.5 mm ²
Conductor cross section stranded, with ferrule with plastic sleeve min.	0.14 mm ²
Conductor cross section stranded, with ferrule with plastic sleeve max.	2.5 mm ²

Protective conductor double-level terminal block - PTTB 2,5-PE - 3210596

Technical data

Connection data

2 conductors with same cross section, stranded, TWIN ferrules with plastic sleeve, max.	0.5 mm ²
Stripping length	10 mm
Internal cylindrical gage	A3

classifications

eCl@ss

eCl@ss 4.0	27141118
eCl@ss 4.1	27141118
eCl@ss 5.0	27141118
eCl@ss 5.1	27141118
eCl@ss 6.0	27141141
eCl@ss 7.0	27141141
eCl@ss 8.0	27141141

ETIM

ETIM 2.0	EC000901
ETIM 3.0	EC000901
ETIM 4.0	EC000901
ETIM 5.0	EC000901


UNSPSC

UNSPSC 6.01	30211811
UNSPSC 7.0901	39121410
UNSPSC 11	39121410
UNSPSC 12.01	39121410
UNSPSC 13.2	39121410

approvals

ATEX / IECEx / CSA / UL Recognized / cUL Recognized / GOST / LR / GL / RS / ABS / NK / BV / VDE Zeichengenehmigung / IECCEB Scheme / GOST / cULus Recognized /

Approval details

	
Nominal voltage UN	
Nominal current IN	

Protective conductor double-level terminal block - PTTB 2,5-PE - 3210596

approvals

mm²/AWG/kcmil	0.14-2.5
---------------	----------

IECEX	
Nominal voltage UN	
Nominal current IN	
mm²/AWG/kcmil	0.14-2.5

CSA	
Nominal voltage UN	
Nominal current IN	
mm²/AWG/kcmil	26-12

UL Recognized		
Usegroups	B	C
Nominal voltage UN		
Nominal current IN		
mm²/AWG/kcmil	26-12	26-12

cUL Recognized		
Usegroups	B	C
Nominal voltage UN		
Nominal current IN		
mm²/AWG/kcmil	26-12	26-12

GOST

LR

GL

Protective conductor double-level terminal block - PTTB 2,5-PE - 3210596

approvals

RS

ABS

NK


BV

VDE Zeichengenehmigung

Nominal voltage UN	
Nominal current IN	
mm ² /AWG/kcmil	0.2-2.5

IECEE CB Scheme

Nominal voltage UN	
Nominal current IN	
mm ² /AWG/kcmil	2.5



cULus Recognized

accessories

Partition plate

ATP-STTB 4 - 3030747



Protective conductor double-level terminal block - PTTB 2,5-PE - 3210596

accessories

End cover

D-PTTB 2,5 - 3211634



DP PS-5 - 3036725



Screwdriver tools

SZF 1-0,6X3,5 - 1204517



Marker carriers

STP 5-2 - 0800967



Protective conductor double-level terminal block - PTTB 2,5-PE - 3210596

accessories

STP 5-2/S - 0800970



Documentation

PT-IL - 3208090



Bridge

FBS 2-5 - 3030161



FBS 3-5 - 3030174



FBS 4-5 - 3030187



Protective conductor double-level terminal block - PTTB 2,5-PE - 3210596

accessories

FBS 5-5 - 3030190



FBS 10-5 - 3030213



FBS 20-5 - 3030226



FBS 50-5 - 3038930



FBSR 2-5 - 3033702



Protective conductor double-level terminal block - PTTB 2,5-PE - 3210596

accessories

FBSR 3-5 - 3001591



FBSR 4-5 - 3001592



FBSR 5-5 - 3001593



FBSR 10-5 - 3033710



Mounting rail

NS 35/ 7,5 PERF 2000MM - 0801733



Protective conductor double-level terminal block - PTTB 2,5-PE - 3210596

accessories

NS 35/ 7,5 UNPERF 2000MM - 0801681



NS 35/ 7,5 WH PERF 2000MM - 1204119



NS 35/ 7,5 WH UNPERF 2000MM - 1204122



NS 35/ 7,5 AL UNPERF 2000MM - 0801704



NS 35/ 7,5 ZN PERF 2000MM - 1206421



Protective conductor double-level terminal block - PTTB 2,5-PE - 3210596

accessories

NS 35/ 7,5 ZN UNPERF 2000MM - 1206434



NS 35/ 7,5 CU UNPERF 2000MM - 0801762



NS 35/ 7,5 CAP - 1206560



NS 35/15 PERF 2000MM - 1201730



NS 35/15 UNPERF 2000MM - 1201714



Protective conductor double-level terminal block - PTTB 2,5-PE - 3210596

accessories

NS 35/15 WH PERF 2000MM - 0806602



NS 35/15 WH UNPERF 2000MM - 1204135



NS 35/15 AL UNPERF 2000MM - 1201756



NS 35/15 ZN PERF 2000MM - 1206599



NS 35/15 ZN UNPERF 2000MM - 1206586



Protective conductor double-level terminal block - PTTB 2,5-PE - 3210596

accessories

NS 35/15 CU UNPERF 2000MM - 1201895



NS 35/15 CAP - 1206573



NS 35/15-2,3 UNPERF 2000MM - 1201798



Terminal marking

ZBF 5:UNBEDRUCKT - 0808642



UC-TMF 5 - 0818153



Protective conductor double-level terminal block - PTTB 2,5-PE - 3210596

accessories

UCT-TMF 5 - 0828744



Labeled terminal marker

ZBF 5 CUS - 0825025



ZBF 5,LGS:FORTL.ZAHLEN - 0808671



ZBF 5,QR:FORTL.ZAHLEN - 0808697



ZBF 5,LGS:GERADE ZAHLEN - 0810821



Protective conductor double-level terminal block - PTTB 2,5-PE - 3210596

accessories

ZBF 5,LGS:UNGERADE ZAHLEN - 0810863



UC-TMF 5 CUS - 0824638



UCT-TMF 5 CUS - 0829658



Test plug terminal block

MPS-MT - 0201744



PAI-4-FIX-5/6 BU - 3035975



Protective conductor double-level terminal block - PTTB 2,5-PE - 3210596

accessories

PAI-4-FIX-5/6 OG - 3035974



PAI-4-FIX-5/6 YE - 3035977



PAI-4-FIX-5/6 RD - 3035976



PAI-4-FIX-5/6 GN - 3035978



PAI-4-FIX-5/6 BK - 3035980



Protective conductor double-level terminal block - PTTB 2,5-PE - 3210596

accessories

PAI-4-FIX-5/6 GY - 3035982



PAI-4-FIX-5/6 VT - 3035979



PAI-4-FIX-5/6 BN - 3035981



PS-5 - 3030983



PS-5/2,3MM RD - 3038723



Insulating sleeve

Protective conductor double-level terminal block - PTTB 2,5-PE - 3210596

accessories

MPS-IH WH - 0201663



MPS-IH RD - 0201676



MPS-IH BU - 0201689



MPS-IH YE - 0201692



MPS-IH GN - 0201702



Protective conductor double-level terminal block - PTTB 2,5-PE - 3210596

accessories

MPS-IH GY - 0201728



MPS-IH BK - 0201731



ISH 2,5/0,2 - 3002843



ISH 2,5/0,5 - 3002856



ISH 2,5/1,0 - 3002869



Planning and marking software

Protective conductor double-level terminal block - PTTB 2,5-PE - 3210596

accessories

CLIP-PROJECT ADVANCED - 5146040



CLIP-PROJECT PROFESSIONAL - 5146053



End block

CLIPFIX 35 - 3022218



CLIPFIX 35-5 - 3022276



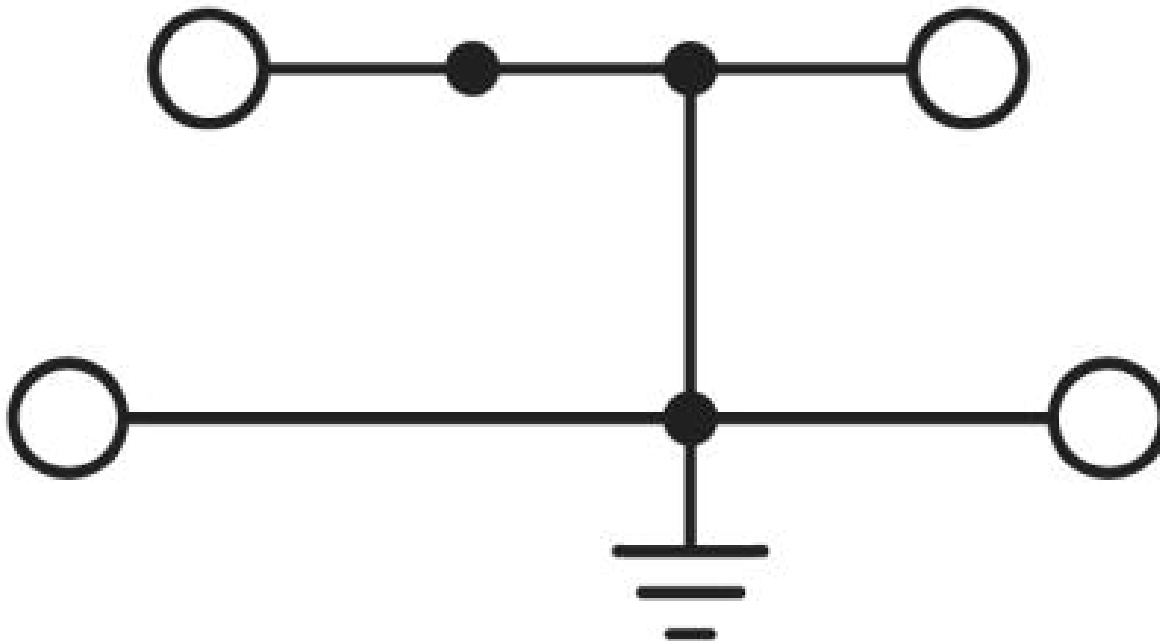
E/NS 35 N - 0800886



Drawings

Protective conductor double-level terminal block - PTTB 2,5-PE - 3210596

Circuit diagram



© Phoenix Contact 2014 - all rights reserved
<http://www.phoenixcontact.com>