

Double-level terminal block - PTTB 2,5 - 3210567

Please be informed that the data shown in this PDF Document is generated from our Online Catalog. Please find the complete data in the user's documentation. Our General Terms of Use for Downloads are valid (<http://download.phoenixcontact.com>)



Double-level terminal block, Cross section: 0.14 mm² - 4 mm², AWG: 26 - 12, Connection type: Push-in connection, Width: 5.2 mm, Color: gray, Mounting type: NS 35/7,5, NS 35/15

Product Features

- The Push-in connection terminal blocks are characterized by the system features of the CLIPLINE complete system and by easy and tool-free wiring of conductors with ferrules or solid conductors
- The compact design and front connection enable wiring in a confined space
- In addition to the testing facility in the double function shaft, all terminal blocks provide an additional test connection
- Tested for railway applications

Key commercial data

package_quantity	50
GTIN	4046356418980

Technical data

General

Number of levels	2
Number of connections	4
Color	gray
Insulating material	PA
Inflammability class according to UL 94	V0
Area of application	Railway industry
Area of application	Mechanical engineering
Area of application	Plant engineering
Area of application	Process industry

General

Rated surge voltage	6 kV
Pollution degree	3
Surge voltage category	III
Insulating material group	I
Connection in acc. with standard	IEC 60947-7-1
Nominal current I _N	22 A (the maximum load current must not be exceeded by the total current of all connected conductors)
Nominal voltage U _N	500 V
Open side panel	ja

Double-level terminal block - PTTB 2,5 - 3210567

Technical data

General

Shock protection test specification	DIN EN 50274 (VDE 0660-514):2002-11
Back of the hand protection	guaranteed
Finger protection	guaranteed
Surge voltage test setpoint	7.3 kV
Result of surge voltage test	Test passed
Power frequency withstand voltage setpoint	1.89 kV
Result of power-frequency withstand voltage test	Test passed
Checking the mechanical stability of terminal points (5 x conductor connection)	Test passed
Bending test rotation speed	10 rpm
Bending test turns	135
Bending test conductor cross section/weight	0.14 mm ² / 0.2 kg
Bending test conductor cross section/weight	2.5 mm ² / 0.7 kg
Bending test conductor cross section/weight	4 mm ² / 0.9 kg
Result of bending test	Test passed
Conductor cross section tensile test	0.14 mm ²
Tractive force setpoint	10 N
Conductor cross section tensile test	2.5 mm ²
Tractive force setpoint	50 N
Conductor cross section tensile test	4 mm ²
Tractive force setpoint	60 N
Tensile test result	Test passed
Tight fit on carrier	NS 35
Setpoint	1 N
Result of tight fit test	Test passed
Requirements, voltage drop	≤ 3.2 mV
Result of voltage drop test	Test passed
Temperature-rise test	Test passed
Conductor cross section short circuit testing	2.5 mm ²
Short-time current	0.3 kA
Conductor cross section short circuit testing	4 mm ²
Short-time current	0.48 kA
Short circuit stability result	Test passed
Ageing test for screwless modular terminal block temperature cycles	192
Result of aging test	Test passed
Proof of thermal characteristics (needle flame) effective duration	30 s
Result of thermal test	Test passed
Test specification, oscillation, broadband noise	DIN EN 50155 (VDE 0115-200):2008-03
Test spectrum	Service life test category 1, class B, body mounted
Test frequency	f ₁ = 5 Hz to f ₂ = 150 Hz

Double-level terminal block - PTTB 2,5 - 3210567

Technical data

General

ASD level	1.857 (m/s ²) ² /Hz
Acceleration	0.8 g
Test duration per axis	5 h
Test directions	X-, Y- and Z-axis
Oscillation, broadband noise test result	Test passed
Test specification, shock test	DIN EN 50155 (VDE 0115-200):2008-03
Shock form	Half-sine
Acceleration	5 g
Shock duration	30 ms
Number of shocks per direction	3
Test directions	X-, Y- and Z-axis (pos. and neg.)
Shock test result	Test passed
Temperature index, insulating material (DIN EN 60216-1 (VDE 0304-21))	125 °C
Static insulating material application in cold	-60 °C

Dimensions

Width	5.2 mm
Length	68 mm
Height NS 35/7,5	47.5 mm
Height NS 35/15	55 mm

Connection data

Connection method	Push-in connection
Conductor cross section solid min.	0.14 mm ²
Conductor cross section solid max.	4 mm ²
Conductor cross section stranded min.	0.14 mm ²
Conductor cross section stranded max.	2.5 mm ²
Conductor cross section AWG/kcmil min.	26
Conductor cross section AWG/kcmil max	12
Conductor cross section stranded, with ferrule without plastic sleeve min.	0.14 mm ²
Conductor cross section stranded, with ferrule without plastic sleeve max.	2.5 mm ²
Conductor cross section stranded, with ferrule with plastic sleeve min.	0.14 mm ²
Conductor cross section stranded, with ferrule with plastic sleeve max.	2.5 mm ²
2 conductors with same cross section, stranded, TWIN ferrules with plastic sleeve, max.	0.5 mm ²
Stripping length	10 mm
Internal cylindrical gage	A3

Double-level terminal block - PTTB 2,5 - 3210567

classifications

eCl@ss

eCl@ss 4.0	27141121
eCl@ss 4.1	27141121
eCl@ss 5.0	27141120
eCl@ss 5.1	27141120
eCl@ss 6.0	27141120
eCl@ss 7.0	27141120
eCl@ss 8.0	27141120

ETIM

ETIM 2.0	EC000897
ETIM 3.0	EC000897
ETIM 4.0	EC000897
ETIM 5.0	EC000897


UNSPSC

UNSPSC 6.01	30211811
UNSPSC 7.0901	39121410
UNSPSC 11	39121410
UNSPSC 12.01	39121410
UNSPSC 13.2	39121410

approvals

ATEX / IECEx / CSA / UL Recognized / VDE Zeichengenehmigung / cUL Recognized / GOST / LR / GL / RS / ABS / NK / IECCEB CB Scheme / BV / GOST / cULus Recognized /

Approval details

	
Nominal voltage UN	440 V
Nominal current IN	20.5 A
mm ² /AWG/kcmil	0.14-2.5

IECEx	
Nominal voltage UN	440 V
Nominal current IN	20.5 A
mm ² /AWG/kcmil	0.14-2.5

Double-level terminal block - PTTB 2,5 - 3210567

approvals

CSA

Usegroups	B	C	D
Nominal voltage UN	300 V	300 V	600 V
Nominal current IN	20 A	20 A	5 A
mm ² /AWG/kcmil	26-12	26-12	26-12

UL Recognized

Usegroups	B	C	D
Nominal voltage UN	300 V	300 V	600 V
Nominal current IN	20 A	20 A	5 A
mm ² /AWG/kcmil	26-12	26-12	26-12

VDE Zeichengenehmigung

Nominal voltage UN	500 V
Nominal current IN	22 A
mm ² /AWG/kcmil	0.2-4

cUL Recognized

Usegroups	B	C	D
Nominal voltage UN	300 V	300 V	600 V
Nominal current IN	20 A	20 A	5 A
mm ² /AWG/kcmil	26-12	26-12	26-12

GOST

LR

GL


RS

Double-level terminal block - PTTB 2,5 - 3210567


approvals


ABS

NK

IECEE CB Scheme 	
Nominal voltage UN	500 V
Nominal current IN	22 A
mm ² /AWG/kcmil	0.2-4

BV



cULus Recognized 

accessories

Partition plate

ATP-STTB 4 - 3030747



End cover

D-PTTB 2,5 - 3211634



Double-level terminal block - PTTB 2,5 - 3210567

accessories

DP PS-5 - 3036725



Screwdriver tools

SZF 1-0,6X3,5 - 1204517



Marker carriers

STP 5-2 - 0800967



STP 5-2/S - 0800970



Documentation

PT-IL - 3208090



Double-level terminal block - PTTB 2,5 - 3210567

accessories

Bridge

FBS 2-5 - 3030161



FBS 3-5 - 3030174



FBS 4-5 - 3030187



FBS 5-5 - 3030190



FBS 10-5 - 3030213



Double-level terminal block - PTTB 2,5 - 3210567

accessories

FBS 20-5 - 3030226



FBS 50-5 - 3038930



FBSR 2-5 - 3033702



FBSR 3-5 - 3001591



FBSR 4-5 - 3001592



FBSR 5-5 - 3001593



Double-level terminal block - PTTB 2,5 - 3210567

accessories

FBSR 10-5 - 3033710



FBS-PV - 3032185



Mounting rail

NS 35/ 7,5 PERF 2000MM - 0801733



NS 35/ 7,5 UNPERF 2000MM - 0801681



NS 35/ 7,5 WH PERF 2000MM - 1204119



Double-level terminal block - PTTB 2,5 - 3210567

accessories

NS 35/ 7,5 WH UNPERF 2000MM - 1204122



NS 35/ 7,5 AL UNPERF 2000MM - 0801704



NS 35/ 7,5 ZN PERF 2000MM - 1206421



NS 35/ 7,5 ZN UNPERF 2000MM - 1206434



NS 35/ 7,5 CU UNPERF 2000MM - 0801762



NS 35/ 7,5 CAP - 1206560



Double-level terminal block - PTTB 2,5 - 3210567

accessories

NS 35/15 PERF 2000MM - 1201730



NS 35/15 UNPERF 2000MM - 1201714



NS 35/15 WH PERF 2000MM - 0806602



NS 35/15 WH UNPERF 2000MM - 1204135



NS 35/15 AL UNPERF 2000MM - 1201756



Double-level terminal block - PTTB 2,5 - 3210567

accessories

NS 35/15 ZN PERF 2000MM - 1206599



NS 35/15 ZN UNPERF 2000MM - 1206586



NS 35/15 CU UNPERF 2000MM - 1201895



NS 35/15 CAP - 1206573



NS 35/15-2,3 UNPERF 2000MM - 1201798



Terminal marking

Double-level terminal block - PTTB 2,5 - 3210567

accessories

ZBF 5:UNBEDRUCKT - 0808642



UC-TMF 5 - 0818153



UCT-TMF 5 - 0828744



Labeled terminal marker

ZBF 5 CUS - 0825025



ZBF 5,LGS:FORTL.ZAHLEN - 0808671



Double-level terminal block - PTTB 2,5 - 3210567

accessories

ZBF 5,QR:FORTL.ZAHLEN - 0808697



ZBF 5,LGS:GERADE ZAHLEN - 0810821



ZBF 5,LGS:UNGERADE ZAHLEN - 0810863



UC-TMF 5 CUS - 0824638



UCT-TMF 5 CUS - 0829658



Test plug terminal block

Double-level terminal block - PTTB 2,5 - 3210567

accessories

MPS-MT - 0201744



PAI-4-FIX-5/6 BU - 3035975



PAI-4-FIX-5/6 OG - 3035974



PAI-4-FIX-5/6 YE - 3035977



PAI-4-FIX-5/6 RD - 3035976



PAI-4-FIX-5/6 GN - 3035978



Double-level terminal block - PTTB 2,5 - 3210567

accessories

PAI-4-FIX-5/6 BK - 3035980



PAI-4-FIX-5/6 GY - 3035982



PAI-4-FIX-5/6 VT - 3035979



PAI-4-FIX-5/6 BN - 3035981



PS-5 - 3030983



Double-level terminal block - PTTB 2,5 - 3210567

accessories

PS-5/2,3MM RD - 3038723



Insulating sleeve

MPS-IH WH - 0201663



MPS-IH RD - 0201676



MPS-IH BU - 0201689



MPS-IH YE - 0201692



Double-level terminal block - PTTB 2,5 - 3210567

accessories

MPS-IH GN - 0201702



MPS-IH GY - 0201728



MPS-IH BK - 0201731



ISH 2,5/0,2 - 3002843



ISH 2,5/0,5 - 3002856



ISH 2,5/1,0 - 3002869



Double-level terminal block - PTTB 2,5 - 3210567

accessories

Planning and marking software

CLIP-PROJECT ADVANCED - 5146040



CLIP-PROJECT PROFESSIONAL - 5146053



End block

CLIPFIX 35 - 3022218



CLIPFIX 35-5 - 3022276



E/NS 35 N - 0800886



Front adapter

Double-level terminal block - PTTB 2,5 - 3210567

accessories

VIP-PA-PWR/20XOE/ 1,0M/S7 - 2904724



VIP-PA-PWR/20XOE/ 2,0M/S7 - 2904725



VIP-PA-PWR/20XOE/ 3,0M/S7 - 2904726



VIP-PA-PWR/20XOE/10,0M/S7 - 2904730



VIP-PA-PWR/40XOE/ 1,0M/S7 - 2904731



VIP-PA-PWR/40XOE/ 2,0M/S7 - 2904732



Double-level terminal block - PTTB 2,5 - 3210567

accessories

VIP-PA-PWR/40XOE/ 3,0M/S7 - 2904733



VIP-PA-PWR/40XOE/10,0M/S7 - 2904737



Drawings

Circuit diagram

