


Ground modular terminal block - PT 2,5-PE - 3209536

Please be informed that the data shown in this PDF Document is generated from our Online Catalog. Please find the complete data in the user's documentation. Our General Terms of Use for Downloads are valid (<http://download.phoenixcontact.com>)



Ground modular terminal block, Connection method: Push-in connection, Cross section: 0.14 mm² - 4 mm², AWG: 26 - 12, Width: 5.2 mm, Height: 35.3 mm, Color: green-yellow, Mounting type: NS 35/7,5, NS 35/15

Product Features

- The Push-in connection terminal blocks are characterized by the system features of the CLIPLINE complete system and by easy and tool-free wiring of conductors with ferrules or solid conductors
- The compact design and front connection enable wiring in a confined space
- In addition to the testing facility in the double function shaft, all terminal blocks provide an additional test connection
- Tested for railway applications

Key commercial data

package_quantity	50
GTIN	4046356329804

Technical data

General

Number of levels	1
Number of connections	2
Color	green-yellow
Insulating material	PA
Inflammability class according to UL 94	V0
Area of application	Railway industry
Area of application	Mechanical engineering
Area of application	Plant engineering
Area of application	Process industry

General

Rated surge voltage	6 kV
Pollution degree	3
Surge voltage category	III
Insulating material group	I
Connection in acc. with standard	IEC 60947-7-2
Open side panel	ja
Shock protection test specification	DIN EN 50274 (VDE 0660-514):2002-11
Back of the hand protection	guaranteed

Ground modular terminal block - PT 2,5-PE - 3209536

Technical data

General

Finger protection	guaranteed
Test specification, oscillation, broadband noise	DIN EN 50155 (VDE 0115-200):2008-03
Test spectrum	Service life test category 1, class B, body mounted
Test frequency	$f_1 = 5 \text{ Hz}$ to $f_2 = 150 \text{ Hz}$
ASD level	$1.857 \text{ (m/s}^2\text{)}^2\text{/Hz}$
Acceleration	0.8 g
Test duration per axis	5 h
Test directions	X-, Y- and Z-axis
Oscillation, broadband noise test result	Test passed
Test specification, shock test	DIN EN 50155 (VDE 0115-200):2008-03
Shock form	Half-sine
Acceleration	5 g
Shock duration	30 ms
Number of shocks per direction	3
Test directions	X-, Y- and Z-axis (pos. and neg.)
Shock test result	Test passed
Temperature index, insulating material (DIN EN 60216-1 (VDE 0304-21))	125 °C
Static insulating material application in cold	-60 °C

Dimensions

Width	5.2 mm
Length	48.5 mm
Height	35.3 mm
Height NS 35/7,5	36.5 mm
Height NS 35/15	44 mm

Connection data

Connection in acc. with standard	IEC 60947-7-2
Connection method	Push-in connection
Conductor cross section solid min.	0.14 mm ²
Conductor cross section solid max.	4 mm ²
Conductor cross section AWG/kcmil min.	26
Conductor cross section AWG/kcmil max	12
Conductor cross section stranded min.	0.14 mm ²
Conductor cross section stranded max.	2.5 mm ²
Min. AWG conductor cross section, stranded	26
Max. AWG conductor cross section, stranded	14
Conductor cross section stranded, with ferrule without plastic sleeve min.	0.14 mm ²
Conductor cross section stranded, with ferrule without plastic sleeve max.	2.5 mm ²
Conductor cross section stranded, with ferrule with plastic sleeve min.	0.14 mm ²

Ground modular terminal block - PT 2,5-PE - 3209536

Technical data

Connection data

Conductor cross section stranded, with ferrule with plastic sleeve max.	2.5 mm ²
2 conductors with same cross section, stranded, TWIN ferrules with plastic sleeve, max.	0.5 mm ²
Minimum stripping length	8 mm
Maximum stripping length	10 mm
Internal cylindrical gage	A3

classifications

eCl@ss

eCl@ss 4.0	27141118
eCl@ss 4.1	27141118
eCl@ss 5.0	27141118
eCl@ss 5.1	27141118
eCl@ss 6.0	27141141
eCl@ss 7.0	27141141
eCl@ss 8.0	27141141

ETIM

ETIM 2.0	EC000901
ETIM 3.0	EC000901
ETIM 4.0	EC000901
ETIM 5.0	EC000901

UNSPSC

UNSPSC 6.01	30211811
UNSPSC 7.0901	39121410
UNSPSC 11	39121410
UNSPSC 12.01	39121410
UNSPSC 13.2	39121410

approvals

ATEX / IECEx / CSA / UL Recognized / cUL Recognized / LR / GL / RS / ABS / NK / BV / VDE Zeichengenehmigung / IECIEE CB Scheme / cULus Recognized /

Approval details


Nominal voltage UN	


Ground modular terminal block - PT 2,5-PE - 3209536


approvals

Nominal current IN	
mm ² /AWG/kcmil	0.14-2.5

IECEX	
Nominal voltage UN	
Nominal current IN	
mm ² /AWG/kcmil	0.14-2.5

CSA 	
Nominal voltage UN	
Nominal current IN	
mm ² /AWG/kcmil	26-12

UL Recognized 		
Usegroups	B	C
Nominal voltage UN		
Nominal current IN		
mm ² /AWG/kcmil	26-12	26-12

cUL Recognized 		
Usegroups	B	C
Nominal voltage UN		
Nominal current IN		
mm ² /AWG/kcmil	26-12	26-12

LR

GL

RS


ABS

Ground modular terminal block - PT 2,5-PE - 3209536


approvals

NK


BV

VDE Zeichengenehmigung 

Nominal voltage UN	
Nominal current IN	
mm ² /AWG/kcmil	0.2-2.5

IECEE CB Scheme 

Nominal voltage UN	
Nominal current IN	
mm ² /AWG/kcmil	2.5

cULus Recognized 

accessories

Partition plate

ATP-ST 4 - 3030721



End cover

D-ST 2,5 - 3030417



Ground modular terminal block - PT 2,5-PE - 3209536

accessories

D-ST 2,5-0,8 OG - 3030511



DP PS-5 - 3036725



Screwdriver tools

SZF 1-0,6X3,5 - 1204517



Marker carriers

STP 5-2-ZB - 3037643



GBS-ZB/26X6 - 0809298



Terminal marking

Ground modular terminal block - PT 2,5-PE - 3209536

accessories

GBS 5-25X12 - 0810588



ZB 5 :UNBEDRUCKT - 1050004



UC-TM 5 - 0818108



UCT-TM 5 - 0828734



ZBF 5:UNBEDRUCKT - 0808642



UC-TMF 5 - 0818153



Ground modular terminal block - PT 2,5-PE - 3209536

accessories

UCT-TMF 5 - 0828744



Documentation

PT-IL - 3208090



Bridge

FBS 2-5 - 3030161



FBS 3-5 - 3030174



FBS 4-5 - 3030187



Ground modular terminal block - PT 2,5-PE - 3209536

accessories

FBS 5-5 - 3030190



FBS 10-5 - 3030213



FBS 20-5 - 3030226



FBS 50-5 - 3038930



FBSR 2-5 - 3033702



FBSR 3-5 - 3001591



Ground modular terminal block - PT 2,5-PE - 3209536

accessories

FBSR 4-5 - 3001592



FBSR 5-5 - 3001593



FBSR 10-5 - 3033710



RB ST (2,5/4)-1,5 - 3038943



Mounting rail

NS 35/ 7,5 PERF 2000MM - 0801733



Ground modular terminal block - PT 2,5-PE - 3209536

accessories

NS 35/ 7,5 UNPERF 2000MM - 0801681



NS 35/ 7,5 WH PERF 2000MM - 1204119



NS 35/ 7,5 WH UNPERF 2000MM - 1204122



NS 35/ 7,5 AL UNPERF 2000MM - 0801704



NS 35/ 7,5 ZN PERF 2000MM - 1206421



NS 35/ 7,5 ZN UNPERF 2000MM - 1206434



Ground modular terminal block - PT 2,5-PE - 3209536

accessories

NS 35/ 7,5 CU UNPERF 2000MM - 0801762



NS 35/ 7,5 CAP - 1206560



NS 35/15 PERF 2000MM - 1201730



NS 35/15 UNPERF 2000MM - 1201714



NS 35/15 WH PERF 2000MM - 0806602



Ground modular terminal block - PT 2,5-PE - 3209536

accessories

NS 35/15 WH UNPERF 2000MM - 1204135



NS 35/15 AL UNPERF 2000MM - 1201756



NS 35/15 ZN PERF 2000MM - 1206599



NS 35/15 ZN UNPERF 2000MM - 1206586



NS 35/15 CU UNPERF 2000MM - 1201895



NS 35/15 CAP - 1206573



Ground modular terminal block - PT 2,5-PE - 3209536

accessories

NS 35/15-2,3 UNPERF 2000MM - 1201798



Labeled terminal marker

ZB 5 CUS - 0824962



ZB 5,LGS:FORTL.ZAHLEN - 1050017



ZB 5,QR:FORTL.ZAHLEN - 1050020



ZB 5,LGS:GLEICHE ZAHLEN - 1050033



Ground modular terminal block - PT 2,5-PE - 3209536

accessories

ZB 5,LGS:L1-N,PE - 1050415



UC-TM 5 CUS - 0824581



UCT-TM 5 CUS - 0829595



ZBF 5 CUS - 0825025



ZBF 5,LGS:FORTL.ZAHLEN - 0808671



ZBF 5,QR:FORTL.ZAHLEN - 0808697



Ground modular terminal block - PT 2,5-PE - 3209536

accessories

ZBF 5,LGS:GERADE ZAHLEN - 0810821



ZBF 5,LGS:UNGERADE ZAHLEN - 0810863



UC-TMF 5 CUS - 0824638



UCT-TMF 5 CUS - 0829658



Test plug terminal block

MPS-MT - 0201744



Ground modular terminal block - PT 2,5-PE - 3209536

accessories

PAI-4-FIX-5/6 BU - 3035975



PAI-4-FIX-5/6 OG - 3035974



PAI-4-FIX-5/6 YE - 3035977



PAI-4-FIX-5/6 RD - 3035976



PAI-4-FIX-5/6 GN - 3035978



PAI-4-FIX-5/6 BK - 3035980



Ground modular terminal block - PT 2,5-PE - 3209536

accessories

PAI-4-FIX-5/6 GY - 3035982



PAI-4-FIX-5/6 VT - 3035979



PAI-4-FIX-5/6 BN - 3035981



PS-5 - 3030983



PS-5/2,3MM RD - 3038723



Insulating sleeve

Ground modular terminal block - PT 2,5-PE - 3209536

accessories

MPS-IH WH - 0201663



MPS-IH RD - 0201676



MPS-IH BU - 0201689



MPS-IH YE - 0201692



MPS-IH GN - 0201702



MPS-IH GY - 0201728



Ground modular terminal block - PT 2,5-PE - 3209536

accessories

MPS-IH BK - 0201731



ISH 2,5/0,2 - 3002843



ISH 2,5/0,5 - 3002856



ISH 2,5/1,0 - 3002869



Planning and marking software

CLIP-PROJECT ADVANCED - 5146040



Ground modular terminal block - PT 2,5-PE - 3209536

accessories

CLIP-PROJECT PROFESSIONAL - 5146053



End block

CLIPFIX 35 - 3022218



CLIPFIX 35-5 - 3022276



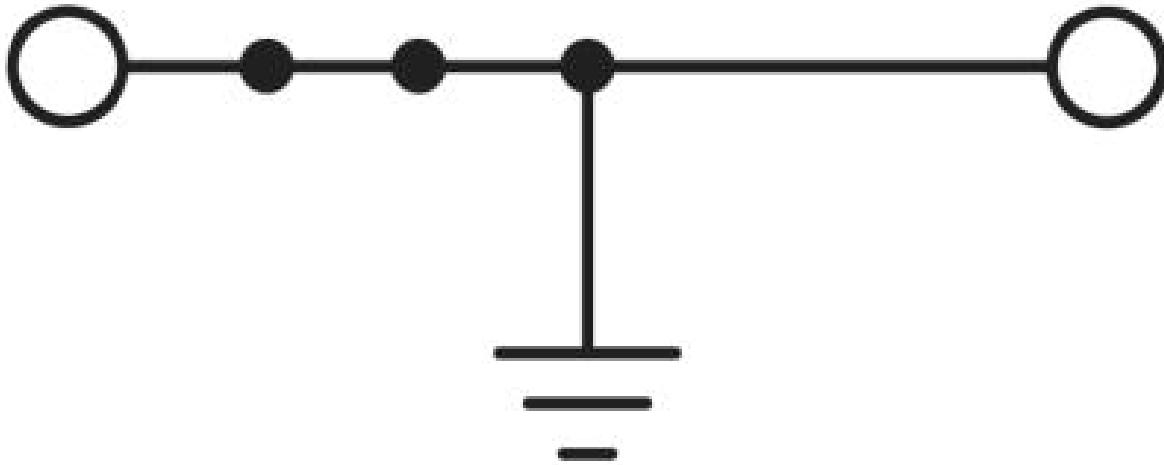
E/NS 35 N - 0800886



Drawings

Ground modular terminal block - PT 2,5-PE - 3209536

Circuit diagram



© Phoenix Contact 2014 - all rights reserved
<http://www.phoenixcontact.com>