

Spring cage ground terminal block - ST 10-PE - 3036136

Please be informed that the data shown in this PDF Document is generated from our Online Catalog. Please find the complete data in the user's documentation. Our General Terms of Use for Downloads are valid (<http://download.phoenixcontact.com>)



Spring cage ground terminal block, Connection method: Spring-cage connection, Cross section: 0.2 mm² - 16 mm², AWG: 24 - 6, Width: 10.2 mm, Color: green-yellow, Mounting type: NS 35/7,5, NS 35/15

Product Features

- Tested for railway applications



Key commercial data

package_quantity	50
GTIN	4017918819095

Technical data

General

Number of levels	1
Number of connections	2
Color	green-yellow
Insulating material	PA
Inflammability class according to UL 94	V0
Area of application	Railway industry
Area of application	Mechanical engineering
Area of application	Plant engineering
Area of application	Process industry

General

Maximum load current	65 A (with 16 mm ² conductor cross section)
Rated surge voltage	8 kV
Pollution degree	3
Surge voltage category	III
Insulating material group	I
Connection in acc. with standard	IEC 60947-7-2
Nominal current I _N	57 A
Open side panel	ja
Shock protection test specification	DIN EN 50274 (VDE 0660-514):2002-11

Spring cage ground terminal block - ST 10-PE - 3036136

Technical data

General

Back of the hand protection	guaranteed
Finger protection	guaranteed
Test specification, oscillation, broadband noise	DIN EN 50155 (VDE 0115-200):2008-03
Test spectrum	Service life test category 1, class B, body mounted
Test frequency	$f_1 = 5 \text{ Hz}$ to $f_2 = 150 \text{ Hz}$
ASD level	$1.857 \text{ (m/s}^2\text{)}^2/\text{Hz}$
Acceleration	0.8 g
Test duration per axis	5 h
Test directions	X-, Y- and Z-axis
Oscillation, broadband noise test result	Test passed
Test specification, shock test	DIN EN 50155 (VDE 0115-200):2008-03
Shock form	Half-sine
Acceleration	5 g
Shock duration	30 ms
Number of shocks per direction	3
Test directions	X-, Y- and Z-axis (pos. and neg.)
Shock test result	Test passed
Temperature index, insulating material (DIN EN 60216-1 (VDE 0304-21))	130 °C
Static insulating material application in cold	-60 °C

Dimensions

Width	10.2 mm
Length	71.5 mm
Height NS 35/7,5	50.3 mm
Height NS 35/15	57.8 mm

Connection data

Connection in acc. with standard	IEC 60947-7-2
Connection method	Spring-cage connection
Conductor cross section solid min.	0.2 mm ²
Conductor cross section solid max.	16 mm ²
Conductor cross section AWG/kcmil min.	24
Conductor cross section AWG/kcmil max	6
Conductor cross section stranded min.	0.2 mm ²
Conductor cross section stranded max.	10 mm ²
Min. AWG conductor cross section, stranded	24
Max. AWG conductor cross section, stranded	8
Conductor cross section stranded, with ferrule without plastic sleeve min.	0.25 mm ²
Conductor cross section stranded, with ferrule without plastic sleeve max.	10 mm ²
Conductor cross section stranded, with ferrule with plastic sleeve min.	0.25 mm ²

Spring cage ground terminal block - ST 10-PE - 3036136

Technical data

Connection data

Conductor cross section stranded, with ferrule with plastic sleeve max.	10 mm ²
2 conductors with same cross section, stranded, TWIN ferrules with plastic sleeve, min.	1.5 mm ²
2 conductors with same cross section, stranded, TWIN ferrules with plastic sleeve, max.	2.5 mm ²
Stripping length	18 mm
Internal cylindrical gage	A6

classifications

eCl@ss

eCl@ss 4.0	27141118
eCl@ss 4.1	27141118
eCl@ss 5.0	27141118
eCl@ss 5.1	27141118
eCl@ss 6.0	27141141
eCl@ss 7.0	27141141
eCl@ss 8.0	27141141

ETIM

ETIM 2.0	EC000901
ETIM 3.0	EC000901
ETIM 4.0	EC000901
ETIM 5.0	EC000901

UNSPSC

UNSPSC 6.01	30211811
UNSPSC 7.0901	39121410
UNSPSC 11	39121410
UNSPSC 12.01	39121410
UNSPSC 13.2	39121410

approvals

IECEX / ATEX / CSA / UL Recognized / VDE Gutachten mit Fertigungsüberwachung / cUL Recognized / LR / GL / BV / DNV / RS / KR / NK / IECCEB Scheme / GOST / VDE Gutachten mit Fertigungsüberwachung / IECCEB Scheme / GOST / cULus Recognized /

Approval details

IECEX	
Nominal voltage UN	
Nominal current IN	

Spring cage ground terminal block - ST 10-PE - 3036136

approvals

mm ² /AWG/kcmil	1.5-10
----------------------------	--------

ATEX	
Nominal voltage UN	
Nominal current IN	
mm ² /AWG/kcmil	1.5-10

CSA	
Nominal voltage UN	
Nominal current IN	
mm ² /AWG/kcmil	16-6

UL Recognized	
Nominal voltage UN	
Nominal current IN	
mm ² /AWG/kcmil	16-6

VDE Gutachten mit Fertigungsüberwachung	
Nominal voltage UN	
Nominal current IN	
mm ² /AWG/kcmil	1.5-10

cUL Recognized	
Nominal voltage UN	
Nominal current IN	
mm ² /AWG/kcmil	16-6

LR

Spring cage ground terminal block - ST 10-PE - 3036136

approvals

GL	
Nominal voltage UN	
Nominal current IN	
mm ² /AWG/kcmil	10


BV

DNV


RS


KR

NK

IECEE CB Scheme 	
Nominal voltage UN	
Nominal current IN	
mm ² /AWG/kcmil	1.5-10

GOST 

	
Nominal voltage UN	
Nominal current IN	
mm ² /AWG/kcmil	1.5-10

	
Nominal voltage UN	
Nominal current IN	

Spring cage ground terminal block - ST 10-PE - 3036136

approvals

mm ² /AWG/kcmil	10
----------------------------	----



accessories

End cover

D-ST 10 - 3036644



Screwdriver tools

SZF 3-1,0X5,5 - 1206612



Documentation

ST-IL - 3039900



Bridge

Spring cage ground terminal block - ST 10-PE - 3036136

accessories

FBS 2-10 - 3005947



Mounting rail

NS 35/ 7,5 PERF 2000MM - 0801733



NS 35/ 7,5 UNPERF 2000MM - 0801681



NS 35/ 7,5 WH PERF 2000MM - 1204119



NS 35/ 7,5 WH UNPERF 2000MM - 1204122



Spring cage ground terminal block - ST 10-PE - 3036136

accessories

NS 35/ 7,5 AL UNPERF 2000MM - 0801704



NS 35/ 7,5 ZN PERF 2000MM - 1206421



NS 35/ 7,5 ZN UNPERF 2000MM - 1206434



NS 35/ 7,5 CU UNPERF 2000MM - 0801762



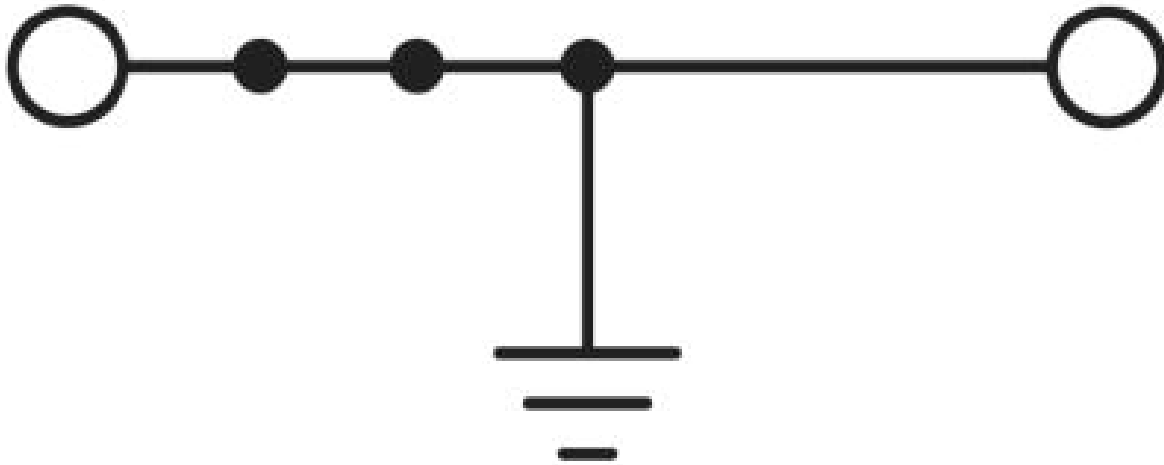
NS 35/ 7,5 CAP - 1206560



Drawings

Spring cage ground terminal block - ST 10-PE - 3036136

Circuit diagram



© Phoenix Contact 2014 - all rights reserved
<http://www.phoenixcontact.com>