

Feed-through terminal block - PT 4 - 3211757

Please be informed that the data shown in this PDF Document is generated from our Online Catalog. Please find the complete data in the user's documentation. Our General Terms of Use for Downloads are valid (<http://download.phoenixcontact.com>)



Feed-through terminal block, Connection method: Push-in connection, Cross section: 0.2 mm² - 6 mm², AWG: 24 - 10, Width: 6.2 mm, Height: 35.3 mm, Color: gray, Mounting type: NS 35/7,5, NS 35/15

Product Features

- The Push-in connection terminal blocks are characterized by the system features of the CLIPLINE complete system and by easy and tool-free wiring of conductors with ferrules or solid conductors
- The compact design and front connection enable wiring in a confined space
- In addition to the testing facility in the double function shaft, all terminal blocks provide an additional test connection
- Tested for railway applications

Key commercial data

package_quantity	50
GTIN	4046356482592

Technical data

General

Number of levels	1
Number of connections	2
Color	gray
Insulating material	PA
Inflammability class according to UL 94	V0
Area of application	Railway industry
Area of application	Mechanical engineering
Area of application	Plant engineering
Area of application	Process industry

General

Rated surge voltage	8 kV
Pollution degree	3
Surge voltage category	III
Insulating material group	I
Connection in acc. with standard	IEC 60947-7-1
Nominal current I _N	32 A
Nominal voltage U _N	800 V
Open side panel	ja

Feed-through terminal block - PT 4 - 3211757

Technical data

General

Shock protection test specification	DIN EN 50274 (VDE 0660-514):2002-11
Back of the hand protection	guaranteed
Finger protection	guaranteed
Surge voltage test setpoint	9.8 kV
Result of surge voltage test	Test passed
Power frequency withstand voltage setpoint	2 kV
Result of power-frequency withstand voltage test	Test passed
Checking the mechanical stability of terminal points (5 x conductor connection)	Test passed
Bending test rotation speed	10 rpm
Bending test turns	135
Bending test conductor cross section/weight	0.2 mm ² / 0.2 kg
Bending test conductor cross section/weight	4 mm ² / 0.9 kg
Bending test conductor cross section/weight	6 mm ² / 1.4 kg
Result of bending test	Test passed
Conductor cross section tensile test	0.2 mm ²
Tractive force setpoint	10 N
Conductor cross section tensile test	4 mm ²
Tractive force setpoint	60 N
Conductor cross section tensile test	6 mm ²
Tractive force setpoint	80 N
Tensile test result	Test passed
Tight fit on carrier	NS 35
Setpoint	1 N
Result of tight fit test	Test passed
Requirements, voltage drop	≤ 3.2 mV
Result of voltage drop test	Test passed
Temperature-rise test	Test passed
Conductor cross section short circuit testing	4 mm ²
Short-time current	0.48 kA
Conductor cross section short circuit testing	6 mm ²
Short-time current	0.72 kA
Short circuit stability result	Test passed
Ageing test for screwless modular terminal block temperature cycles	192
Result of aging test	Test passed
Proof of thermal characteristics (needle flame) effective duration	30 s
Result of thermal test	Test passed
Test specification, oscillation, broadband noise	DIN EN 50155 (VDE 0115-200):2008-03
Test spectrum	Service life test category 1, class B, body mounted
Test frequency	f ₁ = 5 Hz to f ₂ = 150 Hz

Feed-through terminal block - PT 4 - 3211757

Technical data

General

ASD level	1.857 (m/s ²) ² /Hz
Acceleration	0.8 g
Test duration per axis	5 h
Test directions	X-, Y- and Z-axis
Oscillation, broadband noise test result	Test passed
Test specification, shock test	DIN EN 50155 (VDE 0115-200):2008-03
Shock form	Half-sine
Acceleration	5 g
Shock duration	30 ms
Number of shocks per direction	3
Test directions	X-, Y- and Z-axis (pos. and neg.)
Shock test result	Test passed
Temperature index, insulating material (DIN EN 60216-1 (VDE 0304-21))	130 °C
Static insulating material application in cold	-60 °C

Dimensions

Width	6.2 mm
Length	56 mm
Height	35.3 mm
Height NS 35/7,5	36.5 mm
Height NS 35/15	44 mm

Connection data

Connection in acc. with standard	IEC 60947-7-1
Connection method	Push-in connection
Conductor cross section solid min.	0.2 mm ²
Conductor cross section solid max.	6 mm ²
Conductor cross section AWG/kcmil min.	24
Conductor cross section AWG/kcmil max	10
Conductor cross section stranded min.	0.2 mm ²
Conductor cross section stranded max.	4 mm ²
Min. AWG conductor cross section, stranded	24
Max. AWG conductor cross section, stranded	12
Conductor cross section stranded, with ferrule without plastic sleeve min.	0.25 mm ²
Conductor cross section stranded, with ferrule without plastic sleeve max.	4 mm ²
Conductor cross section stranded, with ferrule with plastic sleeve min.	0.25 mm ²
Conductor cross section stranded, with ferrule with plastic sleeve max.	4 mm ²
2 conductors with same cross section, stranded, TWIN ferrules with plastic sleeve, min.	0.5 mm ²

Feed-through terminal block - PT 4 - 3211757

Technical data

Connection data

2 conductors with same cross section, stranded, TWIN ferrules with plastic sleeve, max.	1 mm ²
Minimum stripping length	10 mm
Maximum stripping length	12 mm
Internal cylindrical gage	A4

classifications

eCl@ss

eCl@ss 4.0	27141121
eCl@ss 4.1	27141121
eCl@ss 5.0	27141120
eCl@ss 5.1	27141120
eCl@ss 6.0	27141120
eCl@ss 7.0	27141120
eCl@ss 8.0	27141120

ETIM

ETIM 2.0	EC000897
ETIM 3.0	EC000897
ETIM 4.0	EC000897
ETIM 5.0	EC000897


UNSPSC

UNSPSC 6.01	30211811
UNSPSC 7.0901	39121410
UNSPSC 11	39121410
UNSPSC 12.01	39121410
UNSPSC 13.2	39121410

approvals

ATEX / IECEx / UL Recognized / cUL Recognized / GOST / GL / CSA / LR / VDE Gutachten mit Fertigungsüberwachung / IECCEB CB Scheme / GOST / NK / cULus Recognized /

Approval details


	
Nominal voltage UN	550 V
Nominal current IN	


Feed-through terminal block - PT 4 - 3211757


approvals

mm ² /AWG/kcmil	0.2-4
----------------------------	-------


IECEX	
Nominal voltage UN	550 V
Nominal current IN	27 A
mm ² /AWG/kcmil	0.2-4

UL Recognized 		
Usegroups	B	C
Nominal voltage UN	600 V	600 V
Nominal current IN	30 A	30 A
mm ² /AWG/kcmil	24-10	24-10

cUL Recognized 		
Usegroups	B	C
Nominal voltage UN	600 V	600 V
Nominal current IN	30 A	30 A
mm ² /AWG/kcmil	24-10	24-10

GOST 


GL


CSA 		
Usegroups	B	C
Nominal voltage UN	600 V	600 V
Nominal current IN	30 A	30 A
mm ² /AWG/kcmil	24-10	24-10

LR

Feed-through terminal block - PT 4 - 3211757


approvals

VDE Gutachten mit Fertigungsüberwachung 	
Nominal voltage UN	800 V
Nominal current IN	32 A
mm ² /AWG/kcmil	0.2-4

IECEE CB Scheme 	
Nominal voltage UN	
Nominal current IN	
mm ² /AWG/kcmil	0.2-4



NK

cULus Recognized 

accessories

End cover

D-ST 4 - 3030420



DP PS-6 - 3036738



Feed-through terminal block - PT 4 - 3211757

accessories

Partition plate

ATP-ST 4 - 3030721



Screwdriver tools

SZF 1-0,6X3,5 - 1204517



Terminal marking

GBS 5-25X12 - 0810588



ZB 6:UNBEDRUCKT - 1051003



UC-TM 6 - 0818085



Feed-through terminal block - PT 4 - 3211757

accessories

UCT-TM 6 - 0828736



ZBF 6:UNBEDRUCKT - 0808710



UC-TMF 6 - 0818140



UCT-TMF 6 - 0828746



TMT 6 R - 0816498



TMT (EX9,5)R - 0828295



Feed-through terminal block - PT 4 - 3211757

accessories

Marker carriers

GBS-ZB/26X6 - 0809298



CARRIER-TM 300 - 0828282



Documentation

PT-IL - 3208090



Bridge

FBS 2-6 - 3030336



FBS 3-6 - 3030242



Feed-through terminal block - PT 4 - 3211757

accessories

FBS 4-6 - 3030255



FBS 5-6 - 3030349



FBS 10-6 - 3030271



FBS 20-6 - 3030365



RB ST (2,5/4)-1,5/S - 3214356



FBSR 2-6 - 3033715



Feed-through terminal block - PT 4 - 3211757

accessories

FBSR 3-6 - 3001594



FBSR 4-6 - 3001595



FBSR 5-6 - 3001596



FBSR 10-6 - 3033716



Mounting rail

NS 35/ 7,5 PERF 2000MM - 0801733



Feed-through terminal block - PT 4 - 3211757

accessories

NS 35/ 7,5 UNPERF 2000MM - 0801681



NS 35/ 7,5 WH PERF 2000MM - 1204119



NS 35/ 7,5 WH UNPERF 2000MM - 1204122



NS 35/ 7,5 AL UNPERF 2000MM - 0801704



NS 35/ 7,5 ZN PERF 2000MM - 1206421



NS 35/ 7,5 ZN UNPERF 2000MM - 1206434



Feed-through terminal block - PT 4 - 3211757

accessories

NS 35/ 7,5 CU UNPERF 2000MM - 0801762



NS 35/ 7,5 CAP - 1206560



NS 35/15 PERF 2000MM - 1201730



NS 35/15 UNPERF 2000MM - 1201714



NS 35/15 WH PERF 2000MM - 0806602



Feed-through terminal block - PT 4 - 3211757

accessories

NS 35/15 WH UNPERF 2000MM - 1204135



NS 35/15 AL UNPERF 2000MM - 1201756



NS 35/15 ZN PERF 2000MM - 1206599



NS 35/15 ZN UNPERF 2000MM - 1206586



NS 35/15 CU UNPERF 2000MM - 1201895



NS 35/15 CAP - 1206573



Feed-through terminal block - PT 4 - 3211757

accessories

NS 35/15-2,3 UNPERF 2000MM - 1201798



Labeled terminal marker

ZB 6 CUS - 0824992



ZB 6,LGS:FORTL.ZAHLEN - 1051016



ZB 6,QR:FORTL.ZAHLEN - 1051029



ZB 6,LGS:GLEICHE ZAHLEN - 1051032



Feed-through terminal block - PT 4 - 3211757

accessories

ZB 6,LGS:L1-N,PE - 1051414



ZB 6,LGS:U-N - 1051430



UC-TM 6 CUS - 0824589



UCT-TM 6 CUS - 0829602



ZBF 6 CUS - 0825027



UC-TMF 6 CUS - 0824646



Feed-through terminal block - PT 4 - 3211757

accessories

UCT-TMF 6 CUS - 0829665



ZBF 6,LGS:FORTL.ZAHLEN - 0808749



ZBF 6,QR:FORTL.ZAHLEN - 0808765



ZBF 6,LGS:GERADE ZAHLEN - 0810834



ZBF 6,LGS:UNGERADE ZAHLEN - 0810876



Feed-through terminal block - PT 4 - 3211757

accessories

TMT 6 R CUS - 0824488



Test plug terminal block

MPS-MT - 0201744



PAI-4-FIX-5/6 BU - 3035975



PAI-4-FIX-5/6 OG - 3035974



PAI-4-FIX-5/6 YE - 3035977



Feed-through terminal block - PT 4 - 3211757

accessories

PAI-4-FIX-5/6 RD - 3035976



PAI-4-FIX-5/6 GN - 3035978



PAI-4-FIX-5/6 BK - 3035980



PAI-4-FIX-5/6 GY - 3035982



PAI-4-FIX-5/6 VT - 3035979



PAI-4-FIX-5/6 BN - 3035981



Feed-through terminal block - PT 4 - 3211757

accessories

PS-6 - 3030996



PS-6/2,3MM RD - 3038736



Insulating sleeve

MPS-IH WH - 0201663



MPS-IH RD - 0201676



MPS-IH BU - 0201689



Feed-through terminal block - PT 4 - 3211757

accessories

MPS-IH YE - 0201692



MPS-IH GN - 0201702



MPS-IH GY - 0201728



MPS-IH BK - 0201731



ISH 4/0,5 - 3002885



ISH 4/1,0 - 3002898



Feed-through terminal block - PT 4 - 3211757

accessories

Planning and marking software

CLIP-PROJECT ADVANCED - 5146040



CLIP-PROJECT PROFESSIONAL - 5146053



End block

CLIPFIX 35 - 3022218



CLIPFIX 35-5 - 3022276



E/NS 35 N - 0800886



Drawings

Feed-through terminal block - PT 4 - 3211757

Circuit diagram



© Phoenix Contact 2014 - all rights reserved
<http://www.phoenixcontact.com>