

# Feed-through terminal block - UT 2,5-QUATTRO - 3044542

Please be informed that the data shown in this PDF Document is generated from our Online Catalog. Please find the complete data in the user's documentation. Our General Terms of Use for Downloads are valid (<http://download.phoenixcontact.com>)



Feed-through terminal block, Connection method: Screw connection, Cross section: 0.14 mm<sup>2</sup> - 4 mm<sup>2</sup>, AWG: 26 - 12, Width: 5.2 mm, Color: gray, Mounting type: NS 35/7,5, NS 35/15

## Product Features

- These versions can be used as compact potential distributors
- Tested for railway applications



## Key commercial data

package_quantity	50
GTIN	4046356055437

## Technical data

### General

Note	The max. load current must not be exceeded by the total current of all connected conductors.
Number of levels	1
Number of connections	4
Color	gray
Insulating material	PA
Inflammability class according to UL 94	V0
Area of application	Railway industry
Area of application	Mechanical engineering
Area of application	Plant engineering
Area of application	Process industry

### General

Maximum load current	30 A (In case of a 4 mm <sup>2</sup> conductor cross section, the maximum load current must not be exceeded by the total current of all connected conductors.)
Rated surge voltage	6 kV
Pollution degree	3
Surge voltage category	III
Insulating material group	I

# Feed-through terminal block - UT 2,5-QUATTRO - 3044542

## Technical data

### General

Connection in acc. with standard	IEC 60947-7-1
Nominal current I <sub>N</sub>	24 A
Nominal voltage U <sub>N</sub>	500 V
Open side panel	ja
Shock protection test specification	DIN EN 50274 (VDE 0660-514):2002-11
Back of the hand protection	guaranteed
Finger protection	guaranteed
Surge voltage test setpoint	7.3 kV
Result of surge voltage test	Test passed
Power frequency withstand voltage setpoint	1.89 kV
Result of power-frequency withstand voltage test	Test passed
Checking the mechanical stability of terminal points (5 x conductor connection)	Test passed
Bending test rotation speed	10 rpm
Bending test turns	135
Bending test conductor cross section/weight	0.14 mm <sup>2</sup> / 0.2 kg
Bending test conductor cross section/weight	2.5 mm <sup>2</sup> / 0.7 kg
Bending test conductor cross section/weight	4 mm <sup>2</sup> / 0.9 kg
Result of bending test	Test passed
Conductor cross section tensile test	0.14 mm <sup>2</sup>
Tractive force setpoint	10 N
Conductor cross section tensile test	2.5 mm <sup>2</sup>
Tractive force setpoint	50 N
Conductor cross section tensile test	4 mm <sup>2</sup>
Tractive force setpoint	60 N
Tensile test result	Test passed
Tight fit on carrier	NS 35
Setpoint	1 N
Result of tight fit test	Test passed
Requirements, voltage drop	≤ 3.2 mV
Result of voltage drop test	Test passed
Temperature-rise test	Test passed
Conductor cross section short circuit testing	2.5 mm <sup>2</sup>
Short-time current	0.3 kA
Conductor cross section short circuit testing	4 mm <sup>2</sup>
Short-time current	0.48 kA
Short circuit stability result	Test passed
Proof of thermal characteristics (needle flame) effective duration	30 s
Result of thermal test	Test passed
Test specification, oscillation, broadband noise	DIN EN 50155 (VDE 0115-200):2008-03
Test spectrum	Service life test category 1, class B, body mounted

# Feed-through terminal block - UT 2,5-QUATTRO - 3044542

## Technical data

### General

<b>Test frequency</b>	f <sub>1</sub> = 5 Hz to f <sub>2</sub> = 150 Hz
<b>ASD level</b>	1.857 (m/s <sup>2</sup> ) <sup>2</sup> /Hz
<b>Acceleration</b>	0.8 g
<b>Test duration per axis</b>	5 h
<b>Test directions</b>	X-, Y- and Z-axis
<b>Oscillation, broadband noise test result</b>	Test passed
<b>Test specification, shock test</b>	DIN EN 50155 (VDE 0115-200):2008-03
<b>Shock form</b>	Half-sine
<b>Acceleration</b>	5 g
<b>Shock duration</b>	30 ms
<b>Number of shocks per direction</b>	3
<b>Test directions</b>	X-, Y- and Z-axis (pos. and neg.)
<b>Shock test result</b>	Test passed
<b>Temperature index, insulating material (DIN EN 60216-1 (VDE 0304-21))</b>	130 °C
<b>Static insulating material application in cold</b>	-60 °C

### Dimensions

<b>Width</b>	5.2 mm
<b>Length</b>	65.4 mm
<b>Height NS 35/7,5</b>	47.5 mm
<b>Height NS 35/15</b>	55 mm

### Connection data

<b>Connection in acc. with standard</b>	IEC 60947-7-1
<b>Connection method</b>	Screw connection
<b>Conductor cross section solid min.</b>	0.14 mm <sup>2</sup>
<b>Conductor cross section solid max.</b>	4 mm <sup>2</sup>
<b>Conductor cross section AWG/kcmil min.</b>	26
<b>Conductor cross section AWG/kcmil max</b>	12
<b>Conductor cross section stranded min.</b>	0.14 mm <sup>2</sup>
<b>Conductor cross section stranded max.</b>	4 mm <sup>2</sup>
<b>Min. AWG conductor cross section, stranded</b>	26
<b>Max. AWG conductor cross section, stranded</b>	12
<b>Conductor cross section stranded, with ferrule without plastic sleeve min.</b>	0.14 mm <sup>2</sup>
<b>Conductor cross section stranded, with ferrule without plastic sleeve max.</b>	2.5 mm <sup>2</sup>
<b>Conductor cross section stranded, with ferrule with plastic sleeve min.</b>	0.14 mm <sup>2</sup>
<b>Conductor cross section stranded, with ferrule with plastic sleeve max.</b>	2.5 mm <sup>2</sup>
<b>2 conductors with same cross section, solid min.</b>	0.14 mm <sup>2</sup>
<b>2 conductors with same cross section, solid max.</b>	1.5 mm <sup>2</sup>

## Feed-through terminal block - UT 2,5-QUATTRO - 3044542

### Technical data

#### Connection data

2 conductors with same cross section, stranded min.	0.14 mm <sup>2</sup>
2 conductors with same cross section, stranded max.	1.5 mm <sup>2</sup>
2 conductors with same cross section, stranded, TWIN ferrules with plastic sleeve, min.	0.5 mm <sup>2</sup>
2 conductors with same cross section, stranded, TWIN ferrules with plastic sleeve, max.	1 mm <sup>2</sup>
2 conductors with same cross section, stranded, ferrules without plastic sleeve, min.	0.14 mm <sup>2</sup>
2 conductors with same cross section, stranded, ferrules without plastic sleeve, max.	1.5 mm <sup>2</sup>
Stripping length	9 mm
Internal cylindrical gage	A3
Screw thread	M3
Tightening torque, min	0.5 Nm
Tightening torque max	0.6 Nm

### classifications

#### eCl@ss

eCl@ss 4.0	27141120
eCl@ss 4.1	27141120
eCl@ss 5.0	27141120
eCl@ss 5.1	27141120
eCl@ss 6.0	27141120
eCl@ss 7.0	27141120
eCl@ss 8.0	27141120

#### ETIM

ETIM 2.0	EC000901
ETIM 3.0	EC000901
ETIM 4.0	EC000897
ETIM 5.0	EC000897

#### UNSPSC

UNSPSC 6.01	30211811
UNSPSC 7.0901	39121410
UNSPSC 11	39121410
UNSPSC 12.01	39121410
UNSPSC 13.2	39121410

### approvals

---

IECEX / ATEX / CSA / UL Recognized / cUL Recognized / GL / RS / cULus Recognized /


---


# Feed-through terminal block - UT 2,5-QUATTRO - 3044542


## approvals


### Approval details

<b>IECEX</b>	
Nominal voltage UN	352 V
Nominal current IN	21 A
mm <sup>2</sup> /AWG/kcmil	0.14-2.5

<b>ATEX</b> 	
Nominal voltage UN	352 V
Nominal current IN	21 A
mm <sup>2</sup> /AWG/kcmil	0.14-2.5

<b>CSA</b> 		
<b>Usegroups</b>	<b>B</b>	<b>C</b>
Nominal voltage UN	150 V	150 V
Nominal current IN	20 A	20 A
mm <sup>2</sup> /AWG/kcmil	26-12	26-12

<b>UL Recognized</b> 	
Nominal voltage UN	150 V
Nominal current IN	20 A
mm <sup>2</sup> /AWG/kcmil	26-12


<b>cUL Recognized</b> 	
Nominal voltage UN	150 V
Nominal current IN	20 A
mm <sup>2</sup> /AWG/kcmil	26-12

<b>GL</b>
-----------

<b>RS</b>
-----------

## Feed-through terminal block - UT 2,5-QUATTRO - 3044542

approvals

cULus Recognized  US

accessories

**Partition plate**

ATP-UT-QUATTRO - 3047196



---

**Test plug terminal block**

PS-5/2,3MM RD - 3038723



---

MPS-MT - 0201744



---

PAI-4-FIX-5/6 BU - 3035975



## Feed-through terminal block - UT 2,5-QUATTRO - 3044542

### accessories

PAI-4-FIX-5/6 OG - 3035974



PAI-4-FIX-5/6 YE - 3035977



PAI-4-FIX-5/6 RD - 3035976



PAI-4-FIX-5/6 GN - 3035978



PAI-4-FIX-5/6 BK - 3035980



PAI-4-FIX-5/6 GY - 3035982



## Feed-through terminal block - UT 2,5-QUATTRO - 3044542

### accessories

---

PAI-4-FIX-5/6 VT - 3035979



PAI-4-FIX-5/6 BN - 3035981



PS-5 - 3030983



PS-5/2,3MM RD - 3038723



### Screwdriver tools

SZS 0,6X3,5 - 1205053



### End cover



## Feed-through terminal block - UT 2,5-QUATTRO - 3044542

### accessories

DS-UT 2,5/4 - 3047109



D-UT 2,5/4-QUATTRO - 3047170



DP PS-5 - 3036725



### Marker pen

X-PEN 0,35 - 0811228



### Warning label printed

WS UT 2,5 - 3047923



### Bridge

# Feed-through terminal block - UT 2,5-QUATTRO - 3044542

## accessories

FBS 3-5 - 3030174



FBS 4-5 - 3030187



FBS 5-5 - 3030190



FBS 10-5 - 3030213



FBS 20-5 - 3030226



FBS 50-5 - 3038930



# Feed-through terminal block - UT 2,5-QUATTRO - 3044542

accessories

---

FBS 2-5 - 3030161



FBSR 2-5 - 3033702



FBSR 3-5 - 3001591



FBSR 4-5 - 3001592



FBSR 5-5 - 3001593



# Feed-through terminal block - UT 2,5-QUATTRO - 3044542

accessories

FBSR 10-5 - 3033710



---

## Mounting rail

NS 35/ 7,5 PERF 2000MM - 0801733



---

NS 35/ 7,5 UNPERF 2000MM - 0801681



---

NS 35/ 7,5 WH PERF 2000MM - 1204119



---

NS 35/ 7,5 WH UNPERF 2000MM - 1204122



## Feed-through terminal block - UT 2,5-QUATTRO - 3044542

### accessories

NS 35/ 7,5 AL UNPERF 2000MM - 0801704



NS 35/ 7,5 ZN PERF 2000MM - 1206421



NS 35/ 7,5 ZN UNPERF 2000MM - 1206434



NS 35/ 7,5 CU UNPERF 2000MM - 0801762



NS 35/ 7,5 CAP - 1206560



NS 35/15 PERF 2000MM - 1201730



## Feed-through terminal block - UT 2,5-QUATTRO - 3044542

accessories

---

NS 35/15 UNPERF 2000MM - 1201714



NS 35/15 WH PERF 2000MM - 0806602



NS 35/15 WH UNPERF 2000MM - 1204135



NS 35/15 AL UNPERF 2000MM - 1201756



NS 35/15 ZN PERF 2000MM - 1206599



## Feed-through terminal block - UT 2,5-QUATTRO - 3044542

### accessories

NS 35/15 ZN UNPERF 2000MM - 1206586



NS 35/15 CU UNPERF 2000MM - 1201895



NS 35/15 CAP - 1206573



NS 35/15-2,3 UNPERF 2000MM - 1201798



### Terminal marking

ZB 5 :UNBEDRUCKT - 1050004



## Feed-through terminal block - UT 2,5-QUATTRO - 3044542

### accessories

UC-TM 5 - 0818108



UCT-TM 5 - 0828734



### Labeled terminal marker

ZB 5 CUS - 0824962



ZB 5,LGS:FORTL.ZAHLEN - 1050017



ZB 5,QR:FORTL.ZAHLEN - 1050020





## Feed-through terminal block - UT 2,5-QUATTRO - 3044542

### accessories

ZB 5,LGS:GLEICHE ZAHLEN - 1050033



ZB 5,LGS:L1-N,PE - 1050415



UC-TM 5 CUS - 0824581



UCT-TM 5 CUS - 0829595



### Insulating sleeve

MPS-IH WH - 0201663



# Feed-through terminal block - UT 2,5-QUATTRO - 3044542

## accessories

MPS-IH RD - 0201676



MPS-IH BU - 0201689



MPS-IH YE - 0201692



MPS-IH GN - 0201702



MPS-IH GY - 0201728



MPS-IH BK - 0201731



# Feed-through terminal block - UT 2,5-QUATTRO - 3044542

accessories

---

## End block

CLIPFIX 35 - 3022218



CLIPFIX 35-5 - 3022276



E/NS 35 N - 0800886



---

## Drawings

Circuit diagram

