

Ground modular terminal block - UT 6-PE - 3044157

Please be informed that the data shown in this PDF Document is generated from our Online Catalog. Please find the complete data in the user's documentation. Our General Terms of Use for Downloads are valid (<http://download.phoenixcontact.com>)



Ground modular terminal block, Connection method: Screw connection, Cross section: 0.2 mm² - 10 mm², AWG: 24 - 8, Width: 8.2 mm, Color: green-yellow, Mounting type: NS 35/7,5, NS 35/15

Product Features

- The large wiring space enables the connection of solid and stranded conductors without ferrules, even above the nominal cross section
- Tested for railway applications
- As well as saving space, the compact design enables user-friendly wiring in a small amount of space
- Optimum screwdriver guidance through closed screw shafts
- The multi-conductor connection offers maximum flexibility and wiring density
- The cable entry funnel enables the use of conductors with ferrules and plastic collars within the nominal cross section



Key commercial data

package_quantity	50
GTIN	4017918960414

Technical data

General

Number of levels	1
Number of connections	2
Color	green-yellow
Insulating material	PA
Inflammability class according to UL 94	V0
Area of application	Railway industry
Area of application	Mechanical engineering
Area of application	Plant engineering
Area of application	Process industry

General

Rated surge voltage	8 kV
Pollution degree	3
Surge voltage category	III
Insulating material group	I

Ground modular terminal block - UT 6-PE - 3044157

Technical data

General

Connection in acc. with standard	IEC 60947-7-2
Open side panel	ja
Test specification, oscillation, broadband noise	DIN EN 50155 (VDE 0115-200):2008-03
Test spectrum	Service life test category 1, class B, body mounted
Test frequency	$f_1 = 5 \text{ Hz}$ to $f_2 = 150 \text{ Hz}$
ASD level	0.02 g ² /Hz
Acceleration	0.8 g
Test duration per axis	5 h
Test directions	X-, Y- and Z-axis
Oscillation, broadband noise test result	Test passed
Test specification, shock test	DIN EN 50155 (VDE 0115-200):2008-03
Shock form	Half-sine
Acceleration	5 g
Shock duration	30 ms
Number of shocks per direction	3
Test directions	X-, Y- and Z-axis (pos. and neg.)
Shock test result	Test passed
Temperature index, insulating material (DIN EN 60216-1 (VDE 0304-21))	130 °C
Static insulating material application in cold	-60 °C

Dimensions

Width	8.2 mm
Length	47.7 mm
Height NS 35/7,5	47.5 mm
Height NS 35/15	55 mm

Connection data

Connection in acc. with standard	IEC 60947-7-2
Connection method	Screw connection
Note	Note: Product releases, connection cross sections and notes on connecting aluminum cables can be found in the download area.
Conductor cross section solid min.	0.2 mm ²
Conductor cross section solid max.	10 mm ²
Conductor cross section AWG/kcmil min.	24
Conductor cross section AWG/kcmil max	8
Conductor cross section stranded min.	0.2 mm ²
Conductor cross section stranded max.	10 mm ²
Min. AWG conductor cross section, stranded	24
Max. AWG conductor cross section, stranded	8
Conductor cross section stranded, with ferrule without plastic sleeve min.	0.25 mm ²
Conductor cross section stranded, with ferrule without plastic sleeve max.	6 mm ²

Ground modular terminal block - UT 6-PE - 3044157

Technical data

Connection data

Conductor cross section stranded, with ferrule with plastic sleeve min.	0.25 mm ²
Conductor cross section stranded, with ferrule with plastic sleeve max.	6 mm ²
2 conductors with same cross section, solid min.	0.2 mm ²
2 conductors with same cross section, solid max.	2.5 mm ²
2 conductors with same cross section, stranded min.	0.2 mm ²
2 conductors with same cross section, stranded max.	2.5 mm ²
2 conductors with same cross section, stranded, TWIN ferrules with plastic sleeve, min.	0.5 mm ²
2 conductors with same cross section, stranded, TWIN ferrules with plastic sleeve, max.	4 mm ²
2 conductors with same cross section, stranded, ferrules without plastic sleeve, min.	0.25 mm ²
2 conductors with same cross section, stranded, ferrules without plastic sleeve, max.	1.5 mm ²
Stripping length	10 mm
Internal cylindrical gage	A5
Screw thread	M4
Tightening torque, min	1.5 Nm
Tightening torque max	1.8 Nm

classifications

eCl@ss

eCl@ss 4.0	27141118
eCl@ss 4.1	27141118
eCl@ss 5.0	27141118
eCl@ss 5.1	27141118
eCl@ss 6.0	27141141
eCl@ss 7.0	27141141
eCl@ss 8.0	27141141

ETIM

ETIM 2.0	EC000901
ETIM 3.0	EC000901
ETIM 4.0	EC000901
ETIM 5.0	EC000901

UNSPSC

UNSPSC 6.01	30211811
UNSPSC 7.0901	39121410
UNSPSC 11	39121410
UNSPSC 12.01	39121410
UNSPSC 13.2	39121410

Ground modular terminal block - UT 6-PE - 3044157

approvals

IECEX / ATEX / CSA / UL Recognized / VDE Gutachten mit Fertigungsüberwachung / cUL Recognized / LR / RS / IECB Scheme / GOST / GOST / DNV / cULus Recognized /

Approval details

IECEX	
Nominal voltage UN	
Nominal current IN	
mm ² /AWG/kcmil	0.2-6

ATEX	
Nominal voltage UN	
Nominal current IN	
mm ² /AWG/kcmil	0.2-6


CSA		
Usegroups	B	C
Nominal voltage UN		
Nominal current IN		
mm ² /AWG/kcmil	24-8	24-8

UL Recognized			
Usegroups	B	C	D
Nominal voltage UN			
Nominal current IN			
mm ² /AWG/kcmil	24-8	24-8	24-8

VDE Gutachten mit Fertigungsüberwachung	
Nominal voltage UN	
Nominal current IN	
mm ² /AWG/kcmil	0.2-6

Ground modular terminal block - UT 6-PE - 3044157


approvals

cUL Recognized 


Usegroups	B	C	D
Nominal voltage UN			
Nominal current IN			
mm ² /AWG/kcmil	24-8	24-8	24-8


LR

RS

IECEE CB Scheme 

Nominal voltage UN	
Nominal current IN	
mm ² /AWG/kcmil	0.2-6

GOST 



DNV

cULus Recognized 

accessories

End cover

Ground modular terminal block - UT 6-PE - 3044157

accessories

D-UT 2,5/10 - 3047028



Partition plate

ATP-UT - 3047167



Screwdriver tools

SZS 1,0X4,0 VDE - 1205066



Marker pen

X-PEN 0,35 - 0811228



Warning label printed

WS UT 6 - 3047345



Ground modular terminal block - UT 6-PE - 3044157

accessories

Bridge

FBS 2-8 - 3030284



FBS 3-8 - 3030297



FBS 4-8 - 3030307



FBS 5-8 - 3030310



RB UT 6-(2,5/4) - 3047251



Ground modular terminal block - UT 6-PE - 3044157

accessories

RB UT 6-ST(2,5/4) - 3047264



FBS 6-8 - 3032470



FBS 10-8 - 3030323



FBSRH 2-8 - 3033802



FBSRH 3-8 - 3033803



FBSRH 4-8 - 3033804



Ground modular terminal block - UT 6-PE - 3044157

accessories

FBSR 2-8 - 3033808



FBSR 3-8 - 3001597



FBSR 5-8 - 3033809



FBSR 10-8 - 3001599



Mounting rail

NS 35/ 7,5 PERF 2000MM - 0801733



Ground modular terminal block - UT 6-PE - 3044157

accessories

NS 35/ 7,5 UNPERF 2000MM - 0801681



NS 35/ 7,5 WH PERF 2000MM - 1204119



NS 35/ 7,5 WH UNPERF 2000MM - 1204122



NS 35/ 7,5 AL UNPERF 2000MM - 0801704



NS 35/ 7,5 ZN PERF 2000MM - 1206421



NS 35/ 7,5 ZN UNPERF 2000MM - 1206434



Ground modular terminal block - UT 6-PE - 3044157

accessories

NS 35/ 7,5 CU UNPERF 2000MM - 0801762



NS 35/ 7,5 CAP - 1206560



NS 35/15 PERF 2000MM - 1201730



NS 35/15 UNPERF 2000MM - 1201714



NS 35/15 WH PERF 2000MM - 0806602



Ground modular terminal block - UT 6-PE - 3044157

accessories

NS 35/15 WH UNPERF 2000MM - 1204135



NS 35/15 AL UNPERF 2000MM - 1201756



NS 35/15 ZN PERF 2000MM - 1206599



NS 35/15 ZN UNPERF 2000MM - 1206586



NS 35/15 CU UNPERF 2000MM - 1201895



NS 35/15 CAP - 1206573



Ground modular terminal block - UT 6-PE - 3044157

accessories

NS 35/15-2,3 UNPERF 2000MM - 1201798



Terminal marking

ZB 8:UNBEDRUCKT - 1052002



UC-TM 8 - 0818072



UCT-TM 8 - 0828740



Labeled terminal marker

ZB 8 CUS - 0825011



Ground modular terminal block - UT 6-PE - 3044157

accessories

UC-TM 8 CUS - 0824597



UCT-TM 8 CUS - 0829616



ZB 8,LGS:FORTL.ZAHLEN - 1052015



ZB 8,QR:FORTL.ZAHLEN - 1052028



ZB 8,LGS:L1-N,PE - 1052413



Test plug terminal block

Ground modular terminal block - UT 6-PE - 3044157

accessories

PAI-4-N GY - 3032871



PAI-4-FIX BU - 3032729



PAI-4-FIX OG - 3034455



PAI-4-FIX YE - 3032745



PAI-4-FIX RD - 3032732



PAI-4-FIX GN - 3032758



Ground modular terminal block - UT 6-PE - 3044157

accessories

PAI-4-FIX BK - 3032774



PAI-4-FIX GY - 3032790



PAI-4-FIX VT - 3032761



PAI-4-FIX BN - 3032787



PS-8 - 3031005



Ground modular terminal block - UT 6-PE - 3044157

accessories

PS-8/2,3MM RD - 3048564



Partition plate

DP PS-8 - 3036741



Planning and marking software

CLIP-PROJECT ADVANCED - 5146040



CLIP-PROJECT PROFESSIONAL - 5146053



End block

CLIPFIX 35 - 3022218



Ground modular terminal block - UT 6-PE - 3044157

accessories

CLIPFIX 35-5 - 3022276



E/NS 35 N - 0800886



Drawings

Circuit diagram

