

Ground modular terminal block - UT 2,5-PE - 3044092

Please be informed that the data shown in this PDF Document is generated from our Online Catalog. Please find the complete data in the user's documentation. Our General Terms of Use for Downloads are valid (<http://download.phoenixcontact.com>)



Ground modular terminal block, Connection method: Screw connection, Cross section: 0.14 mm² - 4 mm², AWG: 26 - 12, Width: 5.2 mm, Color: green-yellow, Mounting type: NS 35/7,5, NS 35/15

Product Features

- Tested for railway applications



Key commercial data

package_quantity	50
GTIN	4017918960360

Technical data

General

Number of levels	1
Number of connections	2
Color	green-yellow
Insulating material	PA
Inflammability class according to UL 94	V0
Area of application	Railway industry
Area of application	Mechanical engineering
Area of application	Plant engineering
Area of application	Process industry

General

Rated surge voltage	8 kV
Pollution degree	3
Surge voltage category	III
Insulating material group	I
Connection in acc. with standard	IEC 60947-7-2
Open side panel	ja
Test specification, oscillation, broadband noise	DIN EN 50155 (VDE 0115-200):2008-03
Test spectrum	Service life test category 1, class B, body mounted
Test frequency	f ₁ = 5 Hz to f ₂ = 150 Hz

Ground modular terminal block - UT 2,5-PE - 3044092

Technical data

General

ASD level	1.857 (m/s ²) ² /Hz
Acceleration	0.8 g
Test duration per axis	5 h
Test directions	X-, Y- and Z-axis
Oscillation, broadband noise test result	Test passed
Shock form	Half-sine
Acceleration	5 g
Shock duration	30 ms
Number of shocks per direction	3
Test directions	X-, Y- and Z-axis (pos. and neg.)
Shock test result	Test passed
Temperature index, insulating material (DIN EN 60216-1 (VDE 0304-21))	130 °C
Static insulating material application in cold	-60 °C

Dimensions

Width	5.2 mm
Length	47.7 mm
Height NS 35/7,5	47.5 mm
Height NS 35/15	55 mm

Connection data

Connection in acc. with standard	IEC 60947-7-2
Connection method	Screw connection
Note	Note: Product releases, connection cross sections and notes on connecting aluminum cables can be found in the download area.
Conductor cross section solid min.	0.14 mm ²
Conductor cross section solid max.	4 mm ²
Conductor cross section AWG/kcmil min.	26
Conductor cross section AWG/kcmil max	12
Conductor cross section stranded min.	0.14 mm ²
Conductor cross section stranded max.	4 mm ²
Min. AWG conductor cross section, stranded	26
Max. AWG conductor cross section, stranded	12
Conductor cross section stranded, with ferrule without plastic sleeve min.	0.14 mm ²
Conductor cross section stranded, with ferrule without plastic sleeve max.	2.5 mm ²
Conductor cross section stranded, with ferrule with plastic sleeve min.	0.14 mm ²
Conductor cross section stranded, with ferrule with plastic sleeve max.	2.5 mm ²
2 conductors with same cross section, solid min.	0.14 mm ²
2 conductors with same cross section, solid max.	1.5 mm ²

Ground modular terminal block - UT 2,5-PE - 3044092

Technical data

Connection data

2 conductors with same cross section, stranded min.	0.14 mm ²
2 conductors with same cross section, stranded max.	1.5 mm ²
2 conductors with same cross section, stranded, TWIN ferrules with plastic sleeve, min.	0.5 mm ²
2 conductors with same cross section, stranded, TWIN ferrules with plastic sleeve, max.	1.5 mm ²
2 conductors with same cross section, stranded, ferrules without plastic sleeve, min.	0.14 mm ²
2 conductors with same cross section, stranded, ferrules without plastic sleeve, max.	1.5 mm ²
Stripping length	9 mm
Internal cylindrical gage	A3
Screw thread	M3
Tightening torque, min	0.5 Nm
Tightening torque max	0.6 Nm

classifications

eCl@ss

eCl@ss 4.0	27141118
eCl@ss 4.1	27141118
eCl@ss 5.0	27141118
eCl@ss 5.1	27141118
eCl@ss 6.0	27141141
eCl@ss 7.0	27141141
eCl@ss 8.0	27141141

ETIM

ETIM 2.0	EC000901
ETIM 3.0	EC000901
ETIM 4.0	EC000901
ETIM 5.0	EC000901

UNSPSC

UNSPSC 6.01	30211811
UNSPSC 7.0901	39121410
UNSPSC 11	39121410
UNSPSC 12.01	39121410
UNSPSC 13.2	39121410

approvals


IECEX / ATEX / CSA / UL Recognized / VDE Gutachten mit Fertigungsüberwachung / cUL Recognized / LR / GL / DNV / RS / IECCE
 CB Scheme / GOST / GOST / cULus Recognized /


Ground modular terminal block - UT 2,5-PE - 3044092


approvals


Approval details

IECEX	
Nominal voltage UN	
Nominal current IN	
mm ² /AWG/kcmil	0.14-2.5

ATEX 	
Nominal voltage UN	
Nominal current IN	
mm ² /AWG/kcmil	0.14-2.5

CSA 		
Usegroups	B	C
Nominal voltage UN		
Nominal current IN		
mm ² /AWG/kcmil	26-12	26-12

UL Recognized 			
Usegroups	B	C	D
Nominal voltage UN			
Nominal current IN			
mm ² /AWG/kcmil	26-12	26-12	26-12

VDE Gutachten mit Fertigungsüberwachung 	
Nominal voltage UN	
Nominal current IN	
mm ² /AWG/kcmil	0.2-2.5

Ground modular terminal block - UT 2,5-PE - 3044092

approvals

cUL Recognized

Usegroups	B	C	D
Nominal voltage UN			
Nominal current IN			
mm ² /AWG/kcmil	26-12	26-12	26-12

LR

GL

DNV

RS

IECEE CB Scheme

Nominal voltage UN	
Nominal current IN	
mm ² /AWG/kcmil	0.2-2.5

GOST

cULus Recognized

accessories

End cover

Ground modular terminal block - UT 2,5-PE - 3044092

accessories

D-UT 2,5/10 - 3047028



DP PS-5 - 3036725



Partition plate

ATP-UT - 3047167



Screwdriver tools

SZS 0,6X3,5 - 1205053



Marker pen

X-PEN 0,35 - 0811228



Ground modular terminal block - UT 2,5-PE - 3044092

accessories

Warning label printed

WS UT 2,5 - 3047923



Bridge

FBS 2-5 - 3030161



FBS 3-5 - 3030174



FBS 4-5 - 3030187



FBS 5-5 - 3030190



Ground modular terminal block - UT 2,5-PE - 3044092

accessories

FBS 10-5 - 3030213



FBS 20-5 - 3030226



FBS 50-5 - 3038930



Mounting rail

NS 35/ 7,5 PERF 2000MM - 0801733



NS 35/ 7,5 UNPERF 2000MM - 0801681



Ground modular terminal block - UT 2,5-PE - 3044092

accessories

NS 35/ 7,5 WH PERF 2000MM - 1204119



NS 35/ 7,5 WH UNPERF 2000MM - 1204122



NS 35/ 7,5 AL UNPERF 2000MM - 0801704



NS 35/ 7,5 ZN PERF 2000MM - 1206421



NS 35/ 7,5 ZN UNPERF 2000MM - 1206434



NS 35/ 7,5 CU UNPERF 2000MM - 0801762



Ground modular terminal block - UT 2,5-PE - 3044092

accessories

NS 35/ 7,5 CAP - 1206560



NS 35/15 PERF 2000MM - 1201730



NS 35/15 UNPERF 2000MM - 1201714



NS 35/15 WH PERF 2000MM - 0806602



NS 35/15 WH UNPERF 2000MM - 1204135



Ground modular terminal block - UT 2,5-PE - 3044092

accessories

NS 35/15 AL UNPERF 2000MM - 1201756



NS 35/15 ZN PERF 2000MM - 1206599



NS 35/15 ZN UNPERF 2000MM - 1206586



NS 35/15 CU UNPERF 2000MM - 1201895



NS 35/15 CAP - 1206573



NS 35/15-2,3 UNPERF 2000MM - 1201798



Ground modular terminal block - UT 2,5-PE - 3044092

accessories

Terminal marking

ZB 5 :UNBEDRUCKT - 1050004



UC-TM 5 - 0818108



UCT-TM 5 - 0828734



Labeled terminal marker

ZB 5 CUS - 0824962



ZB 5,LGS:FORTL.ZAHLEN - 1050017



Ground modular terminal block - UT 2,5-PE - 3044092

accessories

ZB 5,QR:FORTL.ZAHLEN - 1050020



ZB 5,LGS:GLEICHE ZAHLEN - 1050033



ZB 5,LGS:L1-N,PE - 1050415



UC-TM 5 CUS - 0824581



UCT-TM 5 CUS - 0829595



Test plug terminal block

Ground modular terminal block - UT 2,5-PE - 3044092

accessories

MPS-MT - 0201744



PAI-4-FIX-5/6 BU - 3035975



PAI-4-FIX-5/6 OG - 3035974



PAI-4-FIX-5/6 YE - 3035977



PAI-4-FIX-5/6 RD - 3035976



PAI-4-FIX-5/6 GN - 3035978



Ground modular terminal block - UT 2,5-PE - 3044092

accessories

PAI-4-FIX-5/6 BK - 3035980



PAI-4-FIX-5/6 GY - 3035982



PAI-4-FIX-5/6 VT - 3035979



PAI-4-FIX-5/6 BN - 3035981



PS-5 - 3030983



Ground modular terminal block - UT 2,5-PE - 3044092

accessories

PS-5/2,3MM RD - 3038723



Insulating sleeve

MPS-IH WH - 0201663



MPS-IH RD - 0201676



MPS-IH BU - 0201689



MPS-IH YE - 0201692



Ground modular terminal block - UT 2,5-PE - 3044092

accessories

MPS-IH GN - 0201702



MPS-IH GY - 0201728



MPS-IH BK - 0201731



End block

CLIPFIX 35 - 3022218



CLIPFIX 35-5 - 3022276



Ground modular terminal block - UT 2,5-PE - 3044092

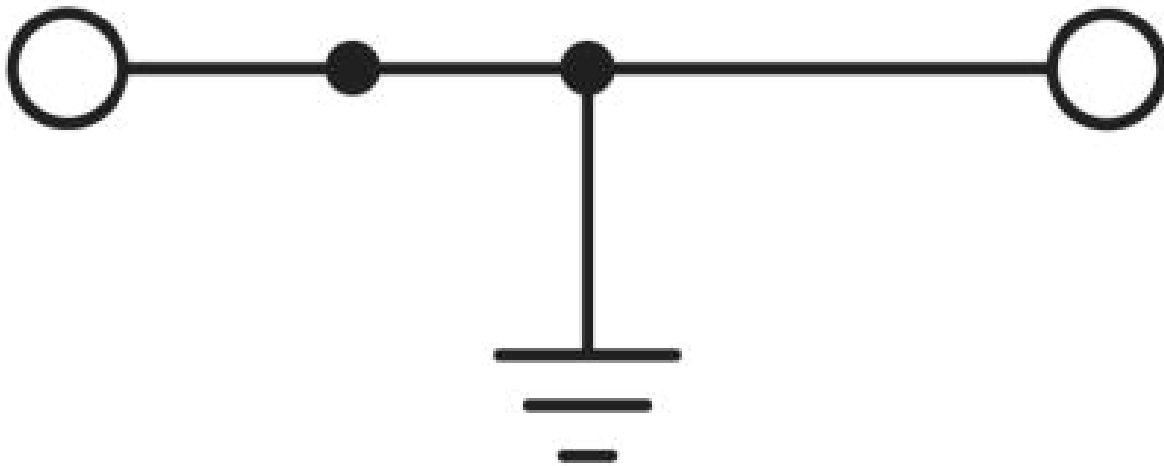
accessories

E/NS 35 N - 0800886



Drawings

Circuit diagram



© Phoenix Contact 2014 - all rights reserved
<http://www.phoenixcontact.com>