

Feed-through terminal block - ST 6-TWIN - 3036466

Please be informed that the data shown in this PDF Document is generated from our Online Catalog. Please find the complete data in the user's documentation. Our General Terms of Use for Downloads are valid (<http://download.phoenixcontact.com>)



Feed-through terminal block, Connection method: Spring-cage connection, Cross section: 0.2 mm² - 10 mm², AWG: 24 - 8, Width: 8.2 mm, Color: gray, Mounting type: NS 35/7,5, NS 35/15

Product Features

- The consistent double function shaft offers every opportunity for time-saving potential distribution and accommodating test accessories
- Tested for railway applications
- User-friendly implementation of all potential branching tasks
- Space-saving and practical multi-conductor connection without additional bridges

Key commercial data

package_quantity	50
GTIN	4017918884659

Technical data

General

Number of levels	1
Number of connections	3
Color	gray
Insulating material	PA
Inflammability class according to UL 94	V0
Area of application	Railway industry
Area of application	Mechanical engineering
Area of application	Plant engineering
Area of application	Process industry

General

Maximum load current	52 A (In case of a 10 mm ² conductor cross section, the maximum load current must not be exceeded by the total current of all connected conductors.)
Rated surge voltage	8 kV
Pollution degree	3
Surge voltage category	III
Insulating material group	I
Connection in acc. with standard	IEC 60947-7-1

Feed-through terminal block - ST 6-TWIN - 3036466

Technical data

General

Nominal current I_N	41 A (the maximum load current must not be exceeded by the total current of all connected conductors)
Nominal voltage U_N	1000 V
Open side panel	ja
Shock protection test specification	DIN EN 50274 (VDE 0660-514):2002-11
Back of the hand protection	guaranteed
Finger protection	guaranteed
Surge voltage test setpoint	9.8 kV
Result of surge voltage test	Test passed
Power frequency withstand voltage setpoint	2.2 kV
Result of power-frequency withstand voltage test	Test passed
Checking the mechanical stability of terminal points (5 x conductor connection)	Test passed
Bending test rotation speed	10 rpm
Bending test turns	135
Bending test conductor cross section/weight	0.2 mm ² / 0.2 kg
Bending test conductor cross section/weight	6 mm ² / 1.4 kg
Bending test conductor cross section/weight	10 mm ² / 2 kg
Result of bending test	Test passed
Conductor cross section tensile test	0.2 mm ²
Tractive force setpoint	10 N
Conductor cross section tensile test	6 mm ²
Tractive force setpoint	80 N
Conductor cross section tensile test	10 mm ²
Tractive force setpoint	90 N
Tensile test result	Test passed
Tight fit on carrier	NS 35
Setpoint	5 N
Result of tight fit test	Test passed
Requirements, voltage drop	≤ 3.2 mV
Result of voltage drop test	Test passed
Temperature-rise test	Test passed
Conductor cross section short circuit testing	6 mm ²
Short-time current	0.72 kA
Conductor cross section short circuit testing	10 mm ²
Short-time current	1.2 kA
Short circuit stability result	Test passed
Ageing test for screwless modular terminal block temperature cycles	192
Result of aging test	Test passed
Proof of thermal characteristics (needle flame) effective duration	30 s

Feed-through terminal block - ST 6-TWIN - 3036466

Technical data

General

Result of thermal test	Test passed
Test specification, oscillation, broadband noise	DIN EN 50155 (VDE 0115-200):2008-03
Test spectrum	Service life test category 2, bogie mounted
Test frequency	$f_1 = 5 \text{ Hz}$ to $f_2 = 250 \text{ Hz}$
ASD level	11.83 (m/s ²) ² /Hz
Acceleration	4.25 g
Test duration per axis	5 h
Test directions	X-, Y- and Z-axis
Oscillation, broadband noise test result	Test passed
Test specification, shock test	DIN EN 50155 (VDE 0115-200):2008-03
Shock form	Half-sine
Acceleration	30 g
Shock duration	18 ms
Number of shocks per direction	3
Test directions	X-, Y- and Z-axis (pos. and neg.)
Shock test result	Test passed
Temperature index, insulating material (DIN EN 60216-1 (VDE 0304-21))	130 °C
Static insulating material application in cold	-60 °C

Dimensions

Width	8.2 mm
Length	90.5 mm
Height NS 35/7,5	43.5 mm
Height NS 35/15	51 mm

Connection data

Connection in acc. with standard	IEC 60947-7-1
Connection method	Spring-cage connection
Conductor cross section solid min.	0.2 mm ²
Conductor cross section solid max.	10 mm ²
Conductor cross section AWG/kcmil min.	24
Conductor cross section AWG/kcmil max	8
Conductor cross section stranded min.	0.2 mm ²
Conductor cross section stranded max.	6 mm ²
Min. AWG conductor cross section, stranded	24
Max. AWG conductor cross section, stranded	10
Conductor cross section stranded, with ferrule without plastic sleeve min.	0.25 mm ²
Conductor cross section stranded, with ferrule without plastic sleeve max.	6 mm ²
Conductor cross section stranded, with ferrule with plastic sleeve min.	0.25 mm ²

Feed-through terminal block - ST 6-TWIN - 3036466

Technical data

Connection data

Conductor cross section stranded, with ferrule with plastic sleeve max.	6 mm ²
2 conductors with same cross section, stranded, TWIN ferrules with plastic sleeve, min.	0.5 mm ²
2 conductors with same cross section, stranded, TWIN ferrules with plastic sleeve, max.	1.5 mm ²
Stripping length	12 mm
Internal cylindrical gage	A5

classifications

eCl@ss

eCl@ss 4.0	27141121
eCl@ss 4.1	27141121
eCl@ss 5.0	27141120
eCl@ss 5.1	27141120
eCl@ss 6.0	27141120
eCl@ss 7.0	27141120
eCl@ss 8.0	27141120

ETIM

ETIM 2.0	EC000897
ETIM 3.0	EC000897
ETIM 4.0	EC000897
ETIM 5.0	EC000897

UNSPSC

UNSPSC 6.01	30211811
UNSPSC 7.0901	39121410
UNSPSC 11	39121410
UNSPSC 12.01	39121410
UNSPSC 13.2	39121410

approvals

IECEX / ATEX / CSA / UL Recognized / VDE Gutachten mit Fertigungsüberwachung / cUL Recognized / GOST / GL / RS / IECEE CB Scheme / GOST / cULus Recognized /

Approval details

IECEX	
Nominal voltage UN	550 V
Nominal current IN	36 A

Feed-through terminal block - ST 6-TWIN - 3036466

approvals

mm ² /AWG/kcmil	0.2-6
----------------------------	-------

ATEX

Nominal voltage UN	550 V
Nominal current IN	36 A
mm ² /AWG/kcmil	0.2-6

CSA

Usegroups	B	C
Nominal voltage UN	600 V	600 V
Nominal current IN	50 A	50 A
mm ² /AWG/kcmil	24-8	24-8

UL Recognized

Usegroups	B	C
Nominal voltage UN	600 V	600 V
Nominal current IN	50 A	50 A
mm ² /AWG/kcmil	24-8	24-8

VDE Gutachten mit Fertigungsüberwachung

Nominal voltage UN	800 V
Nominal current IN	41 A
mm ² /AWG/kcmil	0.5-6

cUL Recognized


Usegroups	B	C
Nominal voltage UN	600 V	600 V
Nominal current IN	50 A	50 A
mm ² /AWG/kcmil	24-8	24-8

Feed-through terminal block - ST 6-TWIN - 3036466



approvals



GL	
Nominal voltage UN	800 V
Nominal current IN	41 A
mm ² /AWG/kcmil	6



IECEE CB Scheme	
Nominal voltage UN	800 V
Nominal current IN	
mm ² /AWG/kcmil	0.5-6



accessories

End cover

D-ST 6-TWIN - 3036767



Feed-through terminal block - ST 6-TWIN - 3036466

accessories

DP PS-6 - 3036738



Screwdriver tools

SZF 2-0,8X4,0 - 1204520



Documentation

ST-IL - 3039900



Bridge

FBS 2-8 - 3030284



FBS 3-8 - 3030297



Feed-through terminal block - ST 6-TWIN - 3036466

accessories

FBS 4-8 - 3030307



FBS 5-8 - 3030310



FBS 10-8 - 3030323



RB ST 6-(2,5/4) - 3030860



FBS 6-8 - 3032470



FBSRH 2-8 - 3033802



Feed-through terminal block - ST 6-TWIN - 3036466

accessories

FBSRH 3-8 - 3033803



FBSRH 4-8 - 3033804



FBSR 2-8 - 3033808



FBSR 3-8 - 3001597



FBSR 5-8 - 3033809



Feed-through terminal block - ST 6-TWIN - 3036466

accessories

FBSR 10-8 - 3001599



Mounting rail

NS 35/ 7,5 PERF 2000MM - 0801733



NS 35/ 7,5 UNPERF 2000MM - 0801681



NS 35/ 7,5 WH PERF 2000MM - 1204119



NS 35/ 7,5 WH UNPERF 2000MM - 1204122



Feed-through terminal block - ST 6-TWIN - 3036466

accessories

NS 35/ 7,5 AL UNPERF 2000MM - 0801704



NS 35/ 7,5 ZN PERF 2000MM - 1206421



NS 35/ 7,5 ZN UNPERF 2000MM - 1206434



NS 35/ 7,5 CU UNPERF 2000MM - 0801762



NS 35/ 7,5 CAP - 1206560



NS 35/15 PERF 2000MM - 1201730



Feed-through terminal block - ST 6-TWIN - 3036466

accessories

NS 35/15 UNPERF 2000MM - 1201714



NS 35/15 WH PERF 2000MM - 0806602



NS 35/15 WH UNPERF 2000MM - 1204135



NS 35/15 AL UNPERF 2000MM - 1201756



NS 35/15 ZN PERF 2000MM - 1206599



Feed-through terminal block - ST 6-TWIN - 3036466

accessories

NS 35/15 ZN UNPERF 2000MM - 1206586



NS 35/15 CU UNPERF 2000MM - 1201895



NS 35/15 CAP - 1206573



NS 35/15-2,3 UNPERF 2000MM - 1201798



Terminal marking

ZB 8:UNBEDRUCKT - 1052002



Feed-through terminal block - ST 6-TWIN - 3036466

accessories

UC-TM 8 - 0818072



UCT-TM 8 - 0828740



ZBF 8:UNBEDRUCKT - 0808781



UC-TMF 8 - 0818137



UCT-TMF 8 - 0828748



Labeled terminal marker

Feed-through terminal block - ST 6-TWIN - 3036466

accessories

ZB 8 CUS - 0825011



UC-TM 8 CUS - 0824597



UCT-TM 8 CUS - 0829616



ZB 8,LGS:FORTL.ZAHLEN - 1052015



ZB 8,QR:FORTL.ZAHLEN - 1052028



ZB 8,LGS:L1-N,PE - 1052413



Feed-through terminal block - ST 6-TWIN - 3036466

accessories

ZBF 8 CUS - 0825030



ZBF 8,LGS:FORTL.ZAHLEN - 0808804



UC-TMF 8 CUS - 0824654



UCT-TMF 8 CUS - 0829672



Test plug terminal block

PAI-4-FIX BU - 3032729



Feed-through terminal block - ST 6-TWIN - 3036466

accessories

PAI-4-FIX OG - 3034455



PAI-4-FIX YE - 3032745



PAI-4-FIX RD - 3032732



PAI-4-FIX GN - 3032758



PAI-4-FIX BK - 3032774



PAI-4-FIX GY - 3032790



Feed-through terminal block - ST 6-TWIN - 3036466

accessories

PAI-4-FIX VT - 3032761



PAI-4-FIX BN - 3032787



PS-6 - 3030996



PS-6/2,3MM RD - 3038736



PS-8 - 3031005



Feed-through terminal block - ST 6-TWIN - 3036466

accessories

PS-8/2,3MM RD - 3048564



Partition plate

DP PS-8 - 3036741



Planning and marking software

CLIP-PROJECT ADVANCED - 5146040



CLIP-PROJECT PROFESSIONAL - 5146053



End block

CLIPFIX 35 - 3022218



Feed-through terminal block - ST 6-TWIN - 3036466

accessories

CLIPFIX 35-5 - 3022276



E/NS 35 N - 0800886



E/UK - 1201442



E/UK 1 - 1201413



Drawings

Circuit diagram

