

Ground modular terminal block - ST 4-QUATTRO-PE - 3031461

Please be informed that the data shown in this PDF Document is generated from our Online Catalog. Please find the complete data in the user's documentation. Our General Terms of Use for Downloads are valid (<http://download.phoenixcontact.com>)



Ground modular terminal block, Connection method: Spring-cage connection, Cross section: 0.08 mm² - 6 mm², AWG: 28 - 10, Width: 6.2 mm, Color: green-yellow, Mounting type: NS 35/7,5, NS 35/15

Product Features

- Additional labeling options
- Tested for railway applications
- Low contact resistance
- Corrosion-free terminal points
- Green-yellow housing



Key commercial data

package_quantity	50
GTIN	4017918186913

Technical data

General

Number of levels	1
Number of connections	4
Color	green-yellow
Insulating material	PA
Inflammability class according to UL 94	V0
Area of application	Railway industry
Area of application	Mechanical engineering
Area of application	Plant engineering
Area of application	Process industry

General

Rated surge voltage	8 kV
Pollution degree	3
Surge voltage category	III
Insulating material group	I
Connection in acc. with standard	IEC 60947-7-2

Ground modular terminal block - ST 4-QUATTRO-PE - 3031461

Technical data

General

Open side panel	ja
Shock protection test specification	DIN EN 50274 (VDE 0660-514):2002-11
Back of the hand protection	guaranteed
Finger protection	guaranteed
Test specification, oscillation, broadband noise	DIN EN 50155 (VDE 0115-200):2008-03
Test spectrum	Service life test category 2, bogie mounted
Test frequency	$f_1 = 5 \text{ Hz}$ to $f_2 = 250 \text{ Hz}$
ASD level	$6.12 \text{ (m/s}^2\text{)}^2\text{/Hz}$
Acceleration	3.12 g
Test duration per axis	5 h
Test directions	X-, Y- and Z-axis
Oscillation, broadband noise test result	Test passed
Test specification, shock test	DIN EN 50155 (VDE 0115-200):2008-03
Shock form	Half-sine
Acceleration	30 g
Shock duration	18 ms
Number of shocks per direction	3
Test directions	X-, Y- and Z-axis (pos. and neg.)
Shock test result	Test passed
Temperature index, insulating material (DIN EN 60216-1 (VDE 0304-21))	125 °C
Static insulating material application in cold	-60 °C

Dimensions

Width	6.2 mm
Length	87 mm
Height NS 35/7,5	36.5 mm
Height NS 35/15	44 mm

Connection data

Connection in acc. with standard	IEC 60947-7-2
Connection method	Spring-cage connection
Conductor cross section solid min.	0.08 mm ²
Conductor cross section solid max.	6 mm ²
Conductor cross section AWG/kcmil min.	28
Conductor cross section AWG/kcmil max	10
Conductor cross section stranded min.	0.08 mm ²
Conductor cross section stranded max.	4 mm ²
Min. AWG conductor cross section, stranded	28
Max. AWG conductor cross section, stranded	12
Conductor cross section stranded, with ferrule without plastic sleeve min.	0.14 mm ²

Ground modular terminal block - ST 4-QUATTRO-PE - 3031461

Technical data

Connection data

Conductor cross section stranded, with ferrule without plastic sleeve max.	4 mm ²
Conductor cross section stranded, with ferrule with plastic sleeve min.	0.14 mm ²
Conductor cross section stranded, with ferrule with plastic sleeve max.	4 mm ²
2 conductors with same cross section, stranded, TWIN ferrules with plastic sleeve, min.	0.5 mm ²
2 conductors with same cross section, stranded, TWIN ferrules with plastic sleeve, max.	1 mm ²
Minimum stripping length	8 mm
Maximum stripping length	10 mm
Internal cylindrical gage	A4

classifications

eCl@ss

eCl@ss 4.0	27141118
eCl@ss 4.1	27141118
eCl@ss 5.0	27141118
eCl@ss 5.1	27141118
eCl@ss 6.0	27141141
eCl@ss 7.0	27141141
eCl@ss 8.0	27141141

ETIM

ETIM 2.0	EC000901
ETIM 3.0	EC000901
ETIM 4.0	EC000901
ETIM 5.0	EC000901

UNSPSC

UNSPSC 6.01	30211811
UNSPSC 7.0901	39121410
UNSPSC 11	39121410
UNSPSC 12.01	39121410
UNSPSC 13.2	39121410

approvals

IECEX / ATEX / CSA / UL Recognized / VDE Gutachten mit Fertigungsüberwachung / cUL Recognized / GOST / LR / GL / BV / DNV / RS / ABS / KR / NK / IECCE CB Scheme / VDE Gutachten mit Fertigungsüberwachung / GOST / cULus Recognized /

Approval details

Ground modular terminal block - ST 4-QUATTRO-PE - 3031461

approvals

IECEX	
Nominal voltage UN	
Nominal current IN	
mm ² /AWG/kcmil	0.08-4

ATEX	
Nominal voltage UN	
Nominal current IN	
mm ² /AWG/kcmil	0.08-4

CSA	
Nominal voltage UN	
Nominal current IN	
mm ² /AWG/kcmil	28-10

UL Recognized	
Nominal voltage UN	
Nominal current IN	
mm ² /AWG/kcmil	28-10


VDE Gutachten mit Fertigungsüberwachung	
Nominal voltage UN	
Nominal current IN	32 A
mm ² /AWG/kcmil	0.2-4

cUL Recognized	
Nominal voltage UN	

Ground modular terminal block - ST 4-QUATTRO-PE - 3031461

approvals

Nominal current IN	
mm ² /AWG/kcmil	28-10

GOST 	
---	--

LR

GL	
Nominal voltage UN	
Nominal current IN	
mm ² /AWG/kcmil	4

BV


DNV

RS

ABS	
Nominal voltage UN	
Nominal current IN	
mm ² /AWG/kcmil	20-10

KR


NK

IECEE CB Scheme 	
Nominal voltage UN	
Nominal current IN	
mm ² /AWG/kcmil	4

Ground modular terminal block - ST 4-QUATTRO-PE - 3031461

approvals

Nominal voltage UN	
Nominal current IN	32 A
mm ² /AWG/kcmil	4



accessories

End cover

D-ST 4-QUATTRO - 3030527



DS-ST 4 - 3036615



Partition plate

ATP-ST QUATTRO - 3030815



Ground modular terminal block - ST 4-QUATTRO-PE - 3031461

accessories

Screwdriver tools

SZF 1-0,6X3,5 - 1204517



Documentation

ST-IL - 3039900



Bridge

FBSR 2-6 - 3033715



FBSR 3-6 - 3001594



FBSR 4-6 - 3001595



Ground modular terminal block - ST 4-QUATTRO-PE - 3031461

accessories

FBSR 5-6 - 3001596



FBSR 10-6 - 3033716



Mounting rail

NS 35/ 7,5 PERF 2000MM - 0801733



NS 35/ 7,5 UNPERF 2000MM - 0801681



NS 35/ 7,5 WH PERF 2000MM - 1204119



Ground modular terminal block - ST 4-QUATTRO-PE - 3031461

accessories

NS 35/ 7,5 WH UNPERF 2000MM - 1204122



NS 35/ 7,5 AL UNPERF 2000MM - 0801704



NS 35/ 7,5 ZN PERF 2000MM - 1206421



NS 35/ 7,5 ZN UNPERF 2000MM - 1206434



NS 35/ 7,5 CU UNPERF 2000MM - 0801762



NS 35/ 7,5 CAP - 1206560



Ground modular terminal block - ST 4-QUATTRO-PE - 3031461

accessories

NS 35/15 PERF 2000MM - 1201730



NS 35/15 UNPERF 2000MM - 1201714



NS 35/15 WH PERF 2000MM - 0806602



NS 35/15 WH UNPERF 2000MM - 1204135



NS 35/15 AL UNPERF 2000MM - 1201756



Ground modular terminal block - ST 4-QUATTRO-PE - 3031461

accessories

NS 35/15 ZN PERF 2000MM - 1206599



NS 35/15 ZN UNPERF 2000MM - 1206586



NS 35/15 CU UNPERF 2000MM - 1201895



NS 35/15 CAP - 1206573



NS 35/15-2,3 UNPERF 2000MM - 1201798



Terminal marking

Ground modular terminal block - ST 4-QUATTRO-PE - 3031461

accessories

ZB 6:UNBEDRUCKT - 1051003



UC-TM 6 - 0818085



UCT-TM 6 - 0828736



ZBF 6:UNBEDRUCKT - 0808710



UC-TMF 6 - 0818140



UCT-TMF 6 - 0828746



Ground modular terminal block - ST 4-QUATTRO-PE - 3031461

accessories

Labeled terminal marker

ZB 6 CUS - 0824992



ZB 6,LGS:FORTL.ZAHLEN - 1051016



ZB 6,QR:FORTL.ZAHLEN - 1051029



ZB 6,LGS:GLEICHE ZAHLEN - 1051032



ZB 6,LGS:L1-N,PE - 1051414



Ground modular terminal block - ST 4-QUATTRO-PE - 3031461

accessories

ZB 6,LGS:U-N - 1051430



UC-TM 6 CUS - 0824589



UCT-TM 6 CUS - 0829602



ZBF 6 CUS - 0825027



UC-TMF 6 CUS - 0824646



UCT-TMF 6 CUS - 0829665



Ground modular terminal block - ST 4-QUATTRO-PE - 3031461

accessories

ZBF 6,LGS:FORTL.ZAHLEN - 0808749



ZBF 6,QR:FORTL.ZAHLEN - 0808765



ZBF 6,LGS:GERADE ZAHLEN - 0810834



ZBF 6,LGS:UNGERADE ZAHLEN - 0810876



Insulating sleeve

ISH 4/0,5 - 3002885



Ground modular terminal block - ST 4-QUATTRO-PE - 3031461

accessories

ISH 4/1,0 - 3002898



End block

CLIPFIX 35 - 3022218



CLIPFIX 35-5 - 3022276



E/NS 35 N - 0800886



E/UK - 1201442



Ground modular terminal block - ST 4-QUATTRO-PE - 3031461

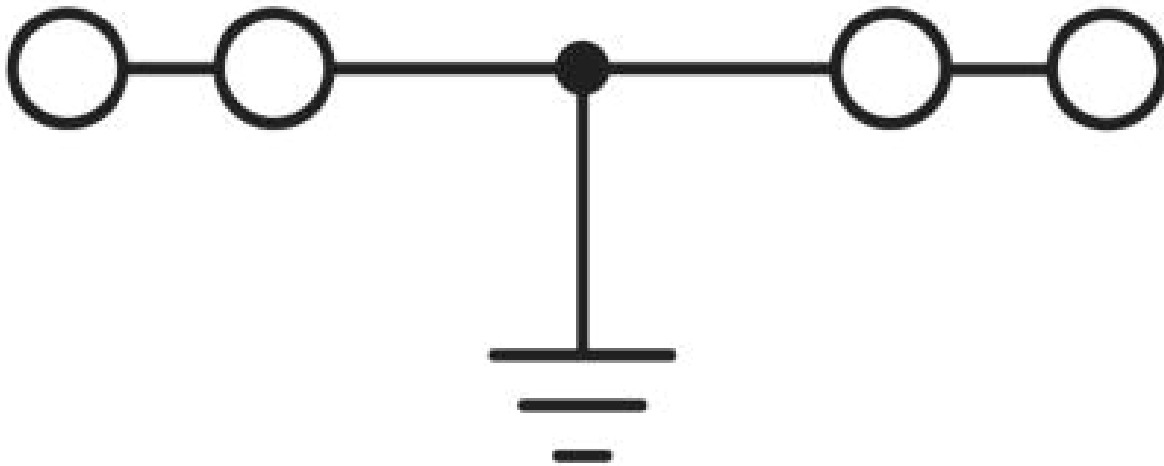
accessories

E/UK 1 - 1201413



Drawings

Circuit diagram



© Phoenix Contact 2014 - all rights reserved
<http://www.phoenixcontact.com>