

# Printed-circuit board connector - MSTB 2,5/ 6-ST-5,08 - 1757051

Please be informed that the data shown in this PDF Document is generated from our Online Catalog. Please find the complete data in the user's documentation. Our General Terms of Use for Downloads are valid (<http://download.phoenixcontact.com>)



Plug component, Nominal current: 12 A, Rated voltage (III/2): 320 V, Number of positions: 6, Pitch: 5.08 mm, Connection method: Screw connection, Color: green, Contact surface: Tin

The figure shows a 10-position version of the product

## Product Features

- Plug-in direction parallel to the conductor axis
- Standard plug-in system for 320 V (III/2)
- Individual position coding by inserting coding profiles

## Key commercial data

package_quantity	50
GTIN	4017918029586

## Technical data

### Dimensions

Pitch	5.08 mm
Dimension a	25.4 mm

### General

Range of articles	MSTB 2,5/..-ST
Insulating material group	I
Rated surge voltage (III/3)	4 kV
Rated surge voltage (III/2)	4 kV
Rated surge voltage (II/2)	4 kV
Rated voltage (III/3)	250 V
Rated voltage (III/2)	320 V
Rated voltage (II/2)	630 V
Connection in acc. with standard	EN-VDE
Nominal current I <sub>N</sub>	12 A
Nominal cross section	2.5 mm <sup>2</sup>
Maximum load current	12 A (with 2.5 mm <sup>2</sup> conductor cross section)
Insulating material	PA
Inflammability class according to UL 94	V0
Internal cylindrical gage	A3
Stripping length	7 mm

# Printed-circuit board connector - MSTB 2,5/ 6-ST-5,08 - 1757051

## Technical data

### General

Number of positions	6
Screw thread	M3
Tightening torque, min	0.5 Nm
Tightening torque max	0.6 Nm

### Connection data

Conductor cross section solid min.	0.2 mm <sup>2</sup>
Conductor cross section solid max.	2.5 mm <sup>2</sup>
Conductor cross section stranded min.	0.2 mm <sup>2</sup>
Conductor cross section stranded max.	2.5 mm <sup>2</sup>
Conductor cross section stranded, with ferrule without plastic sleeve min.	0.25 mm <sup>2</sup>
Conductor cross section stranded, with ferrule without plastic sleeve max.	2.5 mm <sup>2</sup>
Conductor cross section stranded, with ferrule with plastic sleeve min.	0.25 mm <sup>2</sup>
Conductor cross section stranded, with ferrule with plastic sleeve max.	2.5 mm <sup>2</sup>
Conductor cross section AWG/kcmil min.	24
Conductor cross section AWG/kcmil max	12
2 conductors with same cross section, solid min.	0.2 mm <sup>2</sup>
2 conductors with same cross section, solid max.	1 mm <sup>2</sup>
2 conductors with same cross section, stranded min.	0.2 mm <sup>2</sup>
2 conductors with same cross section, stranded max.	1.5 mm <sup>2</sup>
2 conductors with same cross section, stranded, ferrules without plastic sleeve, min.	0.25 mm <sup>2</sup>
2 conductors with same cross section, stranded, ferrules without plastic sleeve, max.	1 mm <sup>2</sup>
2 conductors with same cross section, stranded, TWIN ferrules with plastic sleeve, min.	0.5 mm <sup>2</sup>
2 conductors with same cross section, stranded, TWIN ferrules with plastic sleeve, max.	1.5 mm <sup>2</sup>
Minimum AWG according to UL/CUL	30
Maximum AWG according to UL/CUL	12

## classifications

### eCl@ss

eCl@ss 4.0	272607xx
eCl@ss 4.1	27260701
eCl@ss 5.0	27260701
eCl@ss 5.1	27260701
eCl@ss 6.0	27260704
eCl@ss 7.0	27440402
eCl@ss 8.0	27440402

# Printed-circuit board connector - MSTB 2,5/ 6-ST-5,08 - 1757051

## classifications

### ETIM

<b>ETIM 3.0</b>	EC001121
<b>ETIM 4.0</b>	EC002638
<b>ETIM 5.0</b>	EC002638


### UNSPSC


<b>UNSPSC 6.01</b>	30211810
<b>UNSPSC 7.0901</b>	39121409
<b>UNSPSC 11</b>	39121409
<b>UNSPSC 12.01</b>	39121409
<b>UNSPSC 13.2</b>	39121409


## approvals

CSA / UL Recognized / VDE Gutachten mit Fertigungsüberwachung / cUL Recognized / GOST / IECCE CB Scheme / GOST / CCA / cULus Recognized /

### Approval details

<b>CSA</b> 		
Usegroups	B	D
Nominal voltage UN	300 V	300 V
Nominal current IN	15 A	15 A
mm <sup>2</sup> /AWG/kcmil	28-12	28-12

<b>UL Recognized</b> 		
Usegroups	B	D
Nominal voltage UN	300 V	300 V
Nominal current IN	15 A	10 A
mm <sup>2</sup> /AWG/kcmil	30-12	30-12

<b>VDE Gutachten mit Fertigungsüberwachung</b> 	
Nominal voltage UN	250 V
Nominal current IN	12 A
mm <sup>2</sup> /AWG/kcmil	0.2-2.5

# Printed-circuit board connector - MSTB 2,5/ 6-ST-5,08 - 1757051

approvals

**cUL Recognized**

Usegroups	B	D
Nominal voltage UN	300 V	300 V
Nominal current IN	15 A	10 A
mm <sup>2</sup> /AWG/kcmil	30-12	30-12

**GOST**

**IECEE CB Scheme**

Nominal voltage UN	250 V
Nominal current IN	12 A
mm <sup>2</sup> /AWG/kcmil	0.2-2.5

**CCA**

Nominal voltage UN	250 V
Nominal current IN	12 A
mm <sup>2</sup> /AWG/kcmil	0.2-2.5

**cULus Recognized**

accessories

**Screwdriver tools**

SZS 0,6X3,5 - 1205053



## Printed-circuit board connector - MSTB 2,5/ 6-ST-5,08 - 1757051

accessories

---

### Labeled terminal marker

SK 5,08/3,8:FORTL.ZAHLEN - 0804293



### Cable housing

KGG-MSTB 2,5/ 6 - 1803905



### Coding element

CP-MSTB - 1734634



### Terminal marking

SK U/2,8 WH:UNBEDRUCKT - 0803883



### Marker pen

---

# Printed-circuit board connector - MSTB 2,5/ 6-ST-5,08 - 1757051

accessories

B-STIFT - 1051993



---

## Bridge

EBP 2- 5 - 1733169



---

EBP 3- 5 - 1733172



---

EBP 4- 5 - 1733185



---

EBP 5- 5 - 1733198



## Printed-circuit board connector - MSTB 2,5/ 6-ST-5,08 - 1757051

### accessories

EBP 6- 5 - 1733208



---

### accessories

SK 5,08/2,8:SO - 0805108



---

## Drawings

Dimensioned drawing

© Phoenix Contact 2014 - all rights reserved  
<http://www.phoenixcontact.com>