

Type 2 surge protection base element - VAL-MS BE - 2817741

Please be informed that the data shown in this PDF Document is generated from our Online Catalog. Please find the complete data in the user's documentation. Our General Terms of Use for Downloads are valid (<http://download.phoenixcontact.com>)



Base element for type 2 arresters of the VALVETRAB MS series of products. Design: 1-channel

Product Features

- Versions with and without floating remote indication contact
- Single/multi-position design for accommodating protective plugs
- Coding when protective plug is inserted for the first time
- DIN rail module

Key commercial data

package_quantity	10
GTIN	4017918148164

Technical data

Dimensions

Height	90 mm
Width	17.6 mm
Depth	44 mm
Horizontal pitch	1 Div.

Ambient conditions

Degree of protection	IP20 (only when all terminal points are used)
Ambient temperature (operation)	-40 °C ... 80 °C
Ambient temperature (storage/transport)	-40 °C ... 80 °C
Altitude	≤ 2000 m (amsl (above mean sea level))
Permissible humidity (operation)	5 % ... 95 %
Shock (operation)	25 g
Vibration (operation)	5 g

General

Standards/specifications	IEC 61643-11 2011
Standards/specifications	EN 61643-11 2012
IEC test classification	II
IEC test classification	T2
EN type	T2
Mounting type	DIN rail: 35 mm

Type 2 surge protection base element - VAL-MS BE - 2817741

Technical data

General

Color	black
Housing material	PA 6.6
Pollution degree	2
Inflammability class according to UL 94	V-0
Type	DIN rail module, two-section, divisible
Number of positions	1
Surge protection fault message	None

Additional descriptions

Note	For installation into a touch protected cabinet. For applications with $U_c > 500$ V distances at the side and distances at the connection area must be minimum of 5 mm between different active parts including earthed parts.
-------------	---

Protective circuit

Nominal frequency f_N	50 Hz (60 Hz)
Maximum continuous operating voltage U_c	600 V AC
Rated load current I_L	80 A
Short-circuit current rating I_{SCCR}	25 kA
Max. required backup fuse with branch wiring	125 A AC (gG)
Max. required backup fuse with V-type through wiring	80 A AC (gG)

Connection data

Connection method	Screw connection
Conductor cross section stranded min.	1.5 mm ²
Conductor cross section stranded max.	25 mm ²
Conductor cross section solid min.	1.5 mm ²
Conductor cross section solid max.	35 mm ²
AWG conductor cross section	15 ... 2
AWG conductor cross section	10 ... 2 (UL)
Screw thread	M5
Tightening torque	4.5 Nm
Tightening torque	30 lb in (UL)
Stripping length	16 mm

NEMA/UL protective circuit

UL class	Type 4 SPD for Type 2 applications
Nominal voltage U_N	690 V AC

classifications

eCl@ss

eCl@ss 4.0	27140201
eCl@ss 4.1	27130801
eCl@ss 5.0	27130801

Type 2 surge protection base element - VAL-MS BE - 2817741

classifications

eCl@ss

eCl@ss 5.1	27130801
eCl@ss 6.0	27130803
eCl@ss 7.0	27130803

ETIM

ETIM 2.0	EC000472
ETIM 3.0	EC000472
ETIM 4.0	EC000472
ETIM 5.0	EC000472





UNSPSC

UNSPSC 6.01	30212010
UNSPSC 7.0901	39121610
UNSPSC 11	39121610
UNSPSC 12.01	39121610
UNSPSC 13.2	39121620

approvals






ÖVE / IECCEB Scheme / CSA / UL Recognized / KEMA-KEUR / cUL Recognized / GOST / GL / CCA / ÖVE / KEMA-KEUR / cULus Recognized /

Approval details



Type 2 surge protection base element - VAL-MS BE - 2817741

approvals



accessories

Labeled device marker

ZBN 18,LGS:ERDE - 2749589



ZBN 18,LGS:L1-N,ERDE - 2749576



Type 2 surge protection base element - VAL-MS BE - 2817741

accessories

Device marking

ZBN 18:UNBEDRUCKT - 2809128



Marker pen

B-STIFT - 1051993



Feed-through terminal block

DK-BIC-35 - 2749880



Bridge

MPB 18/1- 2 - 2809209



MPB 18/1- 3 - 2809212



Type 2 surge protection base element - VAL-MS BE - 2817741 accessories

MPB 18/1- 4 - 2809225



MPB 18/1- 6 - 2748564



MPB 18/1- 7 BU - 2856278



MPB 18/1- 8 BU - 2858470



MPB 18/1- 8 - 2748577



Type 2 surge protection base element - VAL-MS BE - 2817741

accessories

MPB 18/1- 9 - 2748580



MPB 18/1-12 - 2748593



MPB 18/1-57 - 2809238



MPB 18/3- 6 - 2809241



MPB 18/3- 9 - 2809254



MPB 18/4- 8 - 2809283



Type 2 surge protection base element - VAL-MS BE - 2817741

accessories

MPB 18/4-12 - 2809296



MPB F200X16/ 1GS - 2818339



MPB F400X16/ 1GS - 2818342



MPB F600X16/ 1GS - 2818355



MPB F600X16/ 1GS - 2818355



Type 2 surge protection base element - VAL-MS BE - 2817741

accessories

MPB F400X16/ 1GS - 2818342



MPB F200X16/ 1GS - 2818339



MPB 18/1-10/1.0.0 - 2830443



MPB 18/1-20/1.2.5 - 2830168



MPB 18/4-12 - 2809296



MPB 18/4- 8 - 2809283



Type 2 surge protection base element - VAL-MS BE - 2817741

accessories

MPB 18/3- 6 - 2809241



MPB 18/1-57 - 2809238



MPB 18/1-12 - 2748593



MPB 18/1- 9 - 2748580



MPB 18/1- 8 - 2748577



Type 2 surge protection base element - VAL-MS BE - 2817741

accessories

MPB 18/1- 6 - 2748564



MPB 18/1- 4 - 2809225



MPB 18/1- 3 - 2809212



MPB 18/1- 2 - 2809209



accessories

ZBN 18:SO/CMS - 0800763



Type 2 surge protection base element - VAL-MS BE - 2817741

accessories

ZBN 18,LGS:L1-N,ERDE - 2830469



-

-

-

-

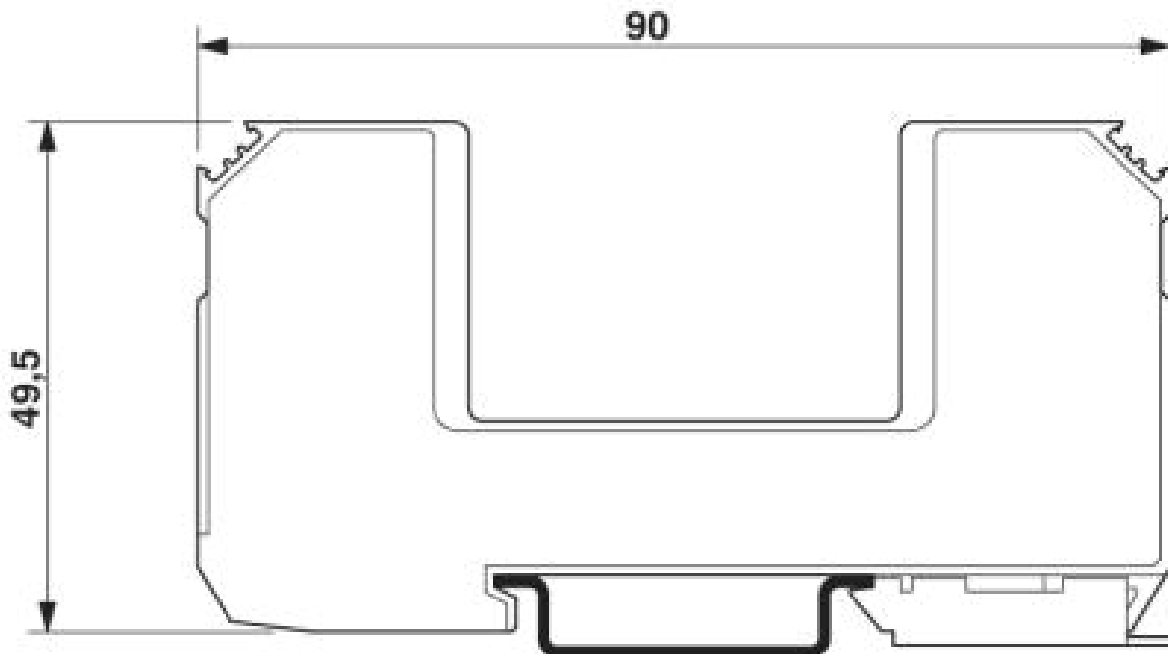
-

Type 2 surge protection base element - VAL-MS BE - 2817741

accessories


Drawings

Dimensioned drawing



Type 2 surge protection base element - VAL-MS BE - 2817741

Circuit diagram





© Phoenix Contact 2014 - all rights reserved
<http://www.phoenixcontact.com>