

# Relay Module - PLC-RSC- 24UC/21-21 - 2967073

Please be informed that the data shown in this PDF Document is generated from our Online Catalog. Please find the complete data in the user's documentation. Our General Terms of Use for Downloads are valid (<http://download.phoenixcontact.com>)



PLC relay, consisting of base terminal block PLC-BSC.../21 with screw connection and pluggable miniature relay with power contact, for assembly on DIN rail NS 35/7.5, 2 PDT, input voltage 24 V AC/DC

The illustration shows the version PLC-RSC- 24DC/21-21

## Product Features

- Slim design
- Efficient connection to system cabling using V8 adapter
- RT III sealed relay
- Safe isolation according to DIN EN 50178 between coil and contact
- Integrated input circuit and interference suppression circuit
- Functional plug-in bridges



## Key commercial data

<b>package_quantity</b>	10
<b>GTIN</b>	4017918156381

## Technical data

### Note

<b>Utilization restriction</b>	EMC: class A product, see manufacturer's declaration in the download area
--------------------------------	---

### Dimensions

<b>Width</b>	14 mm
<b>Height</b>	80 mm
<b>Depth</b>	94 mm

### Ambient conditions

<b>Ambient temperature (operation)</b>	-40 °C ... 60 °C
<b>Ambient temperature (storage/transport)</b>	-40 °C ... 85 °C

### Coil side

<b>Nominal input voltage <math>U_N</math></b>	24 V AC/DC
<b>Typical input current at <math>U_N</math></b>	17.5 mA (at $U_N = 24$ V AC)
<b>Typical input current at <math>U_N</math></b>	17.5 mA (at $U_N = 24$ V DC)

# Relay Module - PLC-RSC- 24UC/21-21 - 2967073

## Technical data

### Coil side

Typical response time	8 ms
Typical release time	10 ms
Operating voltage display	Yellow LED
Protective circuit	Bridge rectifier Bridge rectifier

### Contact side

Contact type	2 PDT
Contact material	AgNi
Maximum switching voltage	250 V AC/DC (The separating plate PLC-ATP should be installed for voltages larger than 250 V (L1, L2, L3) between identical terminal blocks in adjacent modules. Potential bridging is then carried out with FBST 8-PLC... or ...FBST 500...)
Minimum switching voltage	5 V AC/DC (at 10 mA)
Maximum inrush current	15 A (300 ms)
Min. switching current	10 mA (At 5 V)
Limiting continuous current	6 A
Interrupting rating (ohmic load) max.	140 W (at 24 V DC)
Interrupting rating (ohmic load) max.	85 W (at 48 V DC)
Interrupting rating (ohmic load) max.	60 W (at 60 V DC)
Interrupting rating (ohmic load) max.	44 W (at 110 V DC)
Interrupting rating (ohmic load) max.	60 W (at 220 V DC)
Interrupting rating (ohmic load) max.	1500 VA (for 250 V AC)
Switching capacity in acc. with DIN VDE 0660/IEC 60947	2 A (at 24 V, DC13)
Switching capacity in acc. with DIN VDE 0660/IEC 60947	0.2 A (at 250 V, DC13)
Switching capacity in acc. with DIN VDE 0660/IEC 60947	3 A (at 24 V, AC15)
Switching capacity in acc. with DIN VDE 0660/IEC 60947	3 A (at 120 V, AC15)
Switching capacity in acc. with DIN VDE 0660/IEC 60947	3 A (at 250 V, AC15)

### General

Test voltage relay winding/relay contact	4 kV AC (50 Hz, 1 min.)
Test voltage PDT/PDT	2.5 kV AC (50 Hz, 1 min.)
Operating mode	100% operating factor
Degree of protection	RT III (Relay)
Mechanical service life	3 x 10 <sup>7</sup> cycles
Inflammability class according to UL 94	V0
Designation	Standards/regulations
Standards/regulations	IEC 60664
Standards/regulations	EN 50178
Standards/regulations	IEC 62103
Rated surge voltage / insulation	6 kV (safe isolation: control side / contact side)
Pollution degree	2
Surge voltage category	III
Mounting position	any

# Relay Module - PLC-RSC- 24UC/21-21 - 2967073

## Technical data

### General

<b>Assembly instructions</b>	In rows with zero spacing
------------------------------	---------------------------

### Connection data

<b>Connection method</b>	Screw connection
<b>Stripping length</b>	8 mm
<b>Conductor cross section stranded min.</b>	0.14 mm <sup>2</sup>
<b>Conductor cross section stranded max.</b>	2.5 mm <sup>2</sup>
<b>Conductor cross section solid min.</b>	0.14 mm <sup>2</sup>
<b>Conductor cross section solid max.</b>	2.5 mm <sup>2</sup>
<b>Conductor cross section AWG/kcmil max</b>	14
<b>Conductor cross section AWG/kcmil min.</b>	26
<b>Screw thread</b>	M3

## classifications

### eCl@ss

<b>eCl@ss 4.0</b>	27371102
<b>eCl@ss 4.1</b>	27371102
<b>eCl@ss 5.0</b>	27371001
<b>eCl@ss 5.1</b>	27371001
<b>eCl@ss 6.0</b>	27371001
<b>eCl@ss 7.0</b>	27371001
<b>eCl@ss 8.0</b>	27371001

### ETIM

<b>ETIM 2.0</b>	EC000196
<b>ETIM 3.0</b>	EC000196
<b>ETIM 4.0</b>	EC000196
<b>ETIM 5.0</b>	EC000196

### UNSPSC

<b>UNSPSC 6.01</b>	30211916
<b>UNSPSC 7.0901</b>	39121515
<b>UNSPSC 11</b>	39121515
<b>UNSPSC 12.01</b>	39121515
<b>UNSPSC 13.2</b>	39121515

## approvals

---




UL Recognized / UL Listed / cUL Recognized / GOST / cUL Listed / GL / cULus Recognized / cULus Listed /

---

### Approval details

# Relay Module - PLC-RSC- 24UC/21-21 - 2967073

approvals



accessories

## Mounting rail

NS 35/ 7,5 V2A UNPERF 2000MM - 0801377



## Relay Module - PLC-RSC- 24UC/21-21 - 2967073

### accessories

NS 35/ 7,5 PERF 2000MM - 0801733



---

NS 35/ 7,5 CU UNPERF 2000MM - 0801762



---

NS 35/15 UNPERF 2000MM - 1201714



---

NS 35/15 CU UNPERF 2000MM - 1201895



---

NS 35/15-2,3 UNPERF 2000MM - 1201798



---

NS 35/15 AL UNPERF 2000MM - 1201756



# Relay Module - PLC-RSC- 24UC/21-21 - 2967073

## accessories

---

NS 35/15 PERF 2000MM - 1201730



NS 35/ 7,5 UNPERF 2000MM - 0801681



## Terminal marking

ZB10/WH-100:UNBEDRUCKT - 5060883



ZB 10:UNBEDRUCKT - 1053001



## Labeled terminal marker

ZB10,LGS:FORTL.ZAHLEN - 1053014



## Partition plate

## Relay Module - PLC-RSC- 24UC/21-21 - 2967073

### accessories

PLC-ATP BK - 2966841



---

### Power module

PLC-ESK GY - 2966508



---

### Screwdriver tools

SZF 1-0,6X3,5 - 1204517



---

### Bridge

FBST 500-PLC RD - 2966786



FBST 500-PLC BU - 2966692



## Relay Module - PLC-RSC- 24UC/21-21 - 2967073

### accessories

FBST 500-PLC GY - 2966838



---

FBST 6-PLC RD - 2966236



---

FBST 6-PLC BU - 2966812



---

FBST 6-PLC GY - 2966825



---

FBST 8-PLC GY - 2967688



---

FBST 14-PLC BK - 2967691



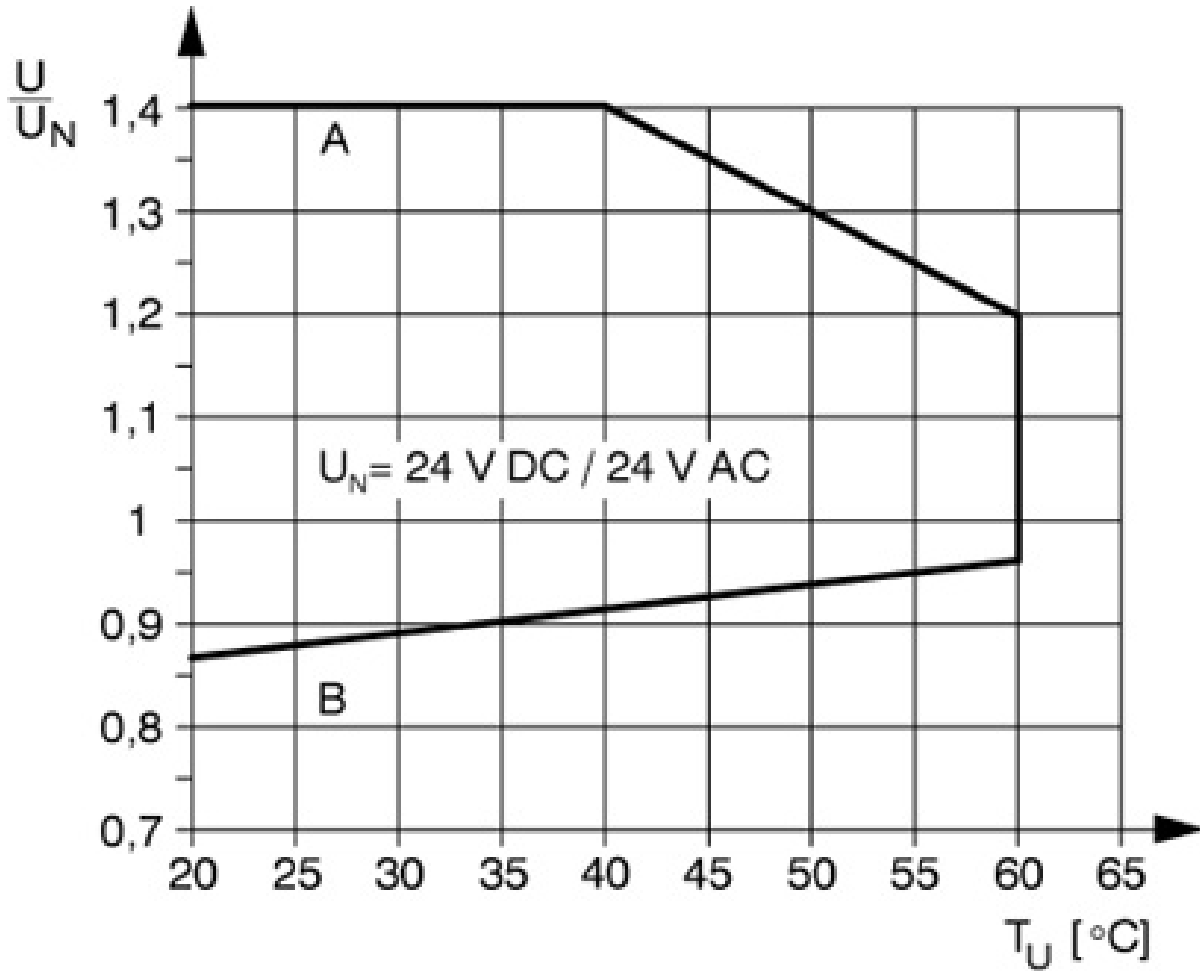


# Relay Module - PLC-RSC- 24UC/21-21 - 2967073

accessories

## Drawings

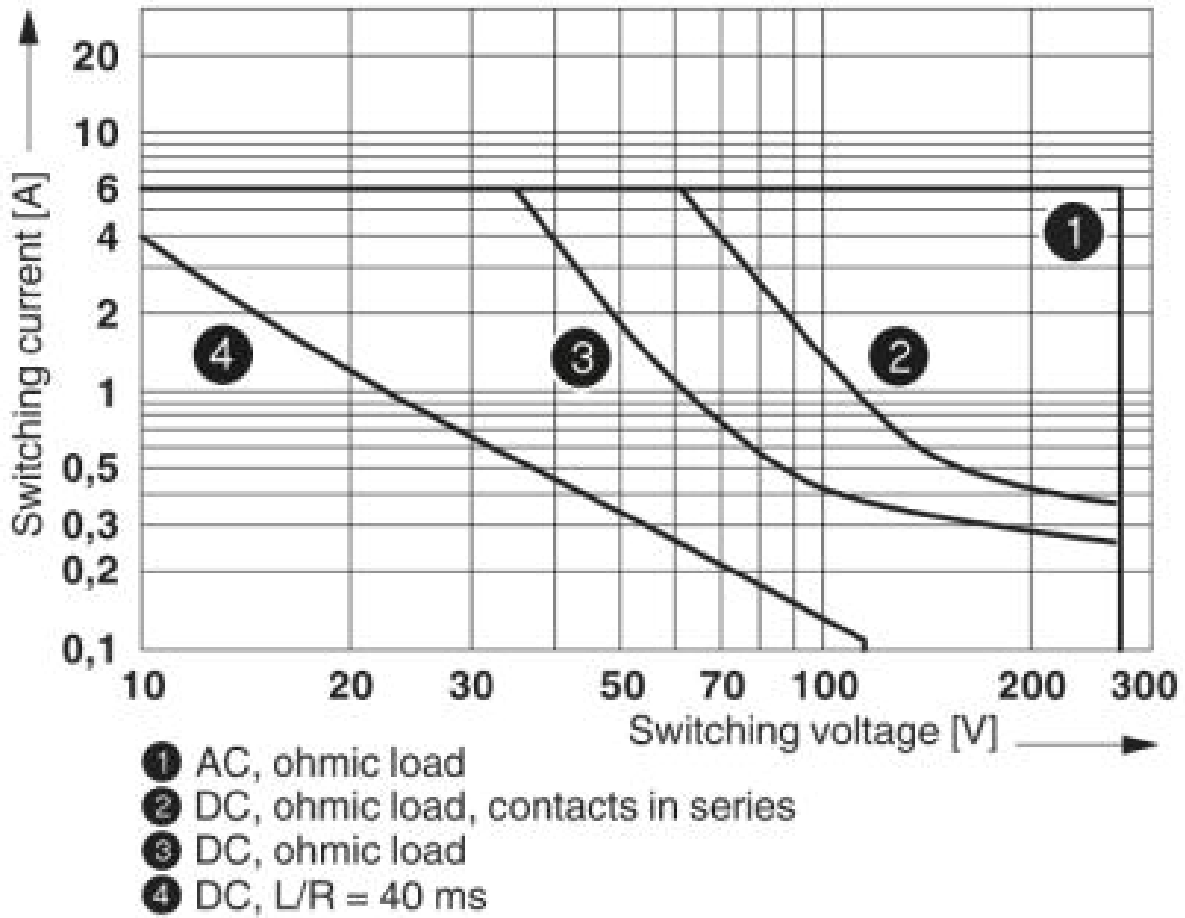
Diagram



Curve A Maximum permissible continuous voltage  $U_{max}$  with limiting continuous current on the contact side (see relevant technical data)  
Curve B Minimum permissible operate voltage  $U_{op}$  after pre-excitation (see relevant technical data)

# Relay Module - PLC-RSC- 24UC/21-21 - 2967073

Diagram



Interrupting rating

# Relay Module - PLC-RSC- 24UC/21-21 - 2967073

Circuit diagram

