

# Relay Module - PLC-RSP- 24DC/21 - 2966472

Please be informed that the data shown in this PDF Document is generated from our Online Catalog. Please find the complete data in the user's documentation. Our General Terms of Use for Downloads are valid (<http://download.phoenixcontact.com>)



PLC relay, consisting of base terminal block PLC-BSP.../21 with spring-cage connection and pluggable miniature relay with power contact, for assembly on DIN rail NS 35/7.5, 1 PDT, input voltage 24 V DC

The illustration shows the version PLC-RSC-24DC/21

## Product Features

- Slim design
- Efficient connection to system cabling using V8 adapter
- Safe isolation according to DIN EN 50178 between coil and contact
- RT III sealed relay
- Functional plug-in bridges
- Integrated input circuit and interference suppression circuit



## Key commercial data

<b>package_quantity</b>	10
<b>GTIN</b>	4017918164799

## Technical data

### Note

<b>Utilization restriction</b>	EMC: class A product, see manufacturer's declaration in the download area
--------------------------------	---

### Dimensions

<b>Width</b>	6.2 mm
<b>Height</b>	80 mm
<b>Depth</b>	94 mm

### Ambient conditions

<b>Ambient temperature (operation)</b>	-40 °C ... 60 °C
<b>Ambient temperature (storage/transport)</b>	-40 °C ... 85 °C

### Coil side

<b>Nominal input voltage <math>U_N</math></b>	24 V DC
<b>Typical input current at <math>U_N</math></b>	9 mA
<b>Typical response time</b>	5 ms

# Relay Module - PLC-RSP- 24DC/21 - 2966472

## Technical data

### Coil side

<b>Typical release time</b>	8 ms
<b>Operating voltage display</b>	Yellow LED
<b>Protective circuit</b>	Protection against polarity reversal Polarity protection diode
<b>Protective circuit</b>	Free-wheeling diode Damping diode

### Contact side

<b>Contact type</b>	1 PDT
<b>Contact material</b>	AgSnO
<b>Maximum switching voltage</b>	250 V AC/DC (The separating plate PLC-ATP should be installed for voltages larger than 250 V (L1, L2, L3) between identical terminal blocks in adjacent modules. Potential bridging is then carried out with FBST 8-PLC... or ...FBST 500...)
<b>Minimum switching voltage</b>	5 V (at 100 mA)
<b>Maximum inrush current</b>	on request
<b>Min. switching current</b>	10 mA (at 12 V)
<b>Limiting continuous current</b>	6 A
<b>Interrupting rating (ohmic load) max.</b>	140 W (at 24 V DC)
<b>Interrupting rating (ohmic load) max.</b>	20 W (at 48 V DC)
<b>Interrupting rating (ohmic load) max.</b>	18 W (at 60 V DC)
<b>Interrupting rating (ohmic load) max.</b>	23 W (at 110 V DC)
<b>Interrupting rating (ohmic load) max.</b>	40 W (at 220 V DC)
<b>Interrupting rating (ohmic load) max.</b>	1500 VA (for 250 V AC)
<b>Switching capacity in acc. with DIN VDE 0660/IEC 60947</b>	2 A (at 24 V, DC13)
<b>Switching capacity in acc. with DIN VDE 0660/IEC 60947</b>	0.2 A (at 110 V, DC13)
<b>Switching capacity in acc. with DIN VDE 0660/IEC 60947</b>	0.1 A (at 220 V, DC13)
<b>Switching capacity in acc. with DIN VDE 0660/IEC 60947</b>	3 A (at 24 V, AC15)
<b>Switching capacity in acc. with DIN VDE 0660/IEC 60947</b>	3 A (at 120 V, AC15)
<b>Switching capacity in acc. with DIN VDE 0660/IEC 60947</b>	3 A (at 230 V, AC15)

### General

<b>Test voltage relay winding/relay contact</b>	4 kV AC (50 Hz, 1 min.)
<b>Operating mode</b>	100% operating factor
<b>Mechanical service life</b>	2 x 10 <sup>7</sup> cycles
<b>Inflammability class according to UL 94</b>	V0
<b>Designation</b>	Standards/regulations
<b>Standards/regulations</b>	IEC 60664
<b>Standards/regulations</b>	EN 50178
<b>Standards/regulations</b>	IEC 62103
<b>Pollution degree</b>	3
<b>Surge voltage category</b>	III
<b>Mounting position</b>	any
<b>Assembly instructions</b>	In rows with zero spacing

### Connection data

# Relay Module - PLC-RSP- 24DC/21 - 2966472

## Technical data

### Connection data

Connection method	Spring-cage connection
Stripping length	8 mm
Conductor cross section stranded min.	0.14 mm <sup>2</sup>
Conductor cross section stranded max.	2.5 mm <sup>2</sup>
Conductor cross section solid min.	0.14 mm <sup>2</sup>
Conductor cross section solid max.	2.5 mm <sup>2</sup>
Conductor cross section AWG/kcmil max	14
Conductor cross section AWG/kcmil min.	26

## classifications

### eCl@ss

eCl@ss 4.0	27371102
eCl@ss 4.1	27371102
eCl@ss 5.0	27371001
eCl@ss 5.1	27371001
eCl@ss 6.0	27371001
eCl@ss 7.0	27371001
eCl@ss 8.0	27371001

### ETIM

ETIM 2.0	EC000196
ETIM 3.0	EC000196
ETIM 4.0	EC000196
ETIM 5.0	EC000196

### UNSPSC

UNSPSC 6.01	30211916
UNSPSC 7.0901	39121515
UNSPSC 11	39121515
UNSPSC 12.01	39121515
UNSPSC 13.2	39121515

## approvals

---

UL Recognized / UL Listed / cUL Recognized / GOST / cUL Listed / GL / cULus Recognized / cULus Listed /






---

### Approval details



# Relay Module - PLC-RSP- 24DC/21 - 2966472

approvals



accessories

## Mounting rail

NS 35/ 7,5 V2A UNPERF 2000MM - 0801377



NS 35/ 7,5 PERF 2000MM - 0801733



## Relay Module - PLC-RSP- 24DC/21 - 2966472

### accessories

---

NS 35/ 7,5 CU UNPERF 2000MM - 0801762



---

NS 35/15 UNPERF 2000MM - 1201714



---

NS 35/15 CU UNPERF 2000MM - 1201895



---

NS 35/15-2,3 UNPERF 2000MM - 1201798



---

NS 35/15 AL UNPERF 2000MM - 1201756



## Relay Module - PLC-RSP- 24DC/21 - 2966472

### accessories

NS 35/15 PERF 2000MM - 1201730



NS 35/ 7,5 UNPERF 2000MM - 0801681



### Power module

PLC-ESK GY - 2966508



### Partition plate

PLC-ATP BK - 2966841



### Screwdriver tools

SZF 1-0,6X3,5 - 1204517



# Relay Module - PLC-RSP- 24DC/21 - 2966472

accessories

## Controller board

PLC-V8/FLK14/OUT - 2295554



PLC-V8/FLK14/OUT/M - 2304102



PLC-V8/D15S/OUT - 2296058



PLC-V8/D15B/OUT - 2296061



## Terminal marking

ZB 6:UNBEDRUCKT - 1051003



## Relay Module - PLC-RSP- 24DC/21 - 2966472

### accessories

ZB 6/WH-100:UNBEDRUCKT - 5060935



---

### Labeled terminal marker

ZB 6,LGS:FORTL.ZAHLEN - 1051016



---

### Bridge

FBST 500-PLC RD - 2966786



FBST 500-PLC BU - 2966692



FBST 500-PLC GY - 2966838





## Relay Module - PLC-RSP- 24DC/21 - 2966472

### accessories

FBST 6-PLC RD - 2966236



FBST 6-PLC BU - 2966812



FBST 6-PLC GY - 2966825



FBST 8-PLC GY - 2967688



### accessories

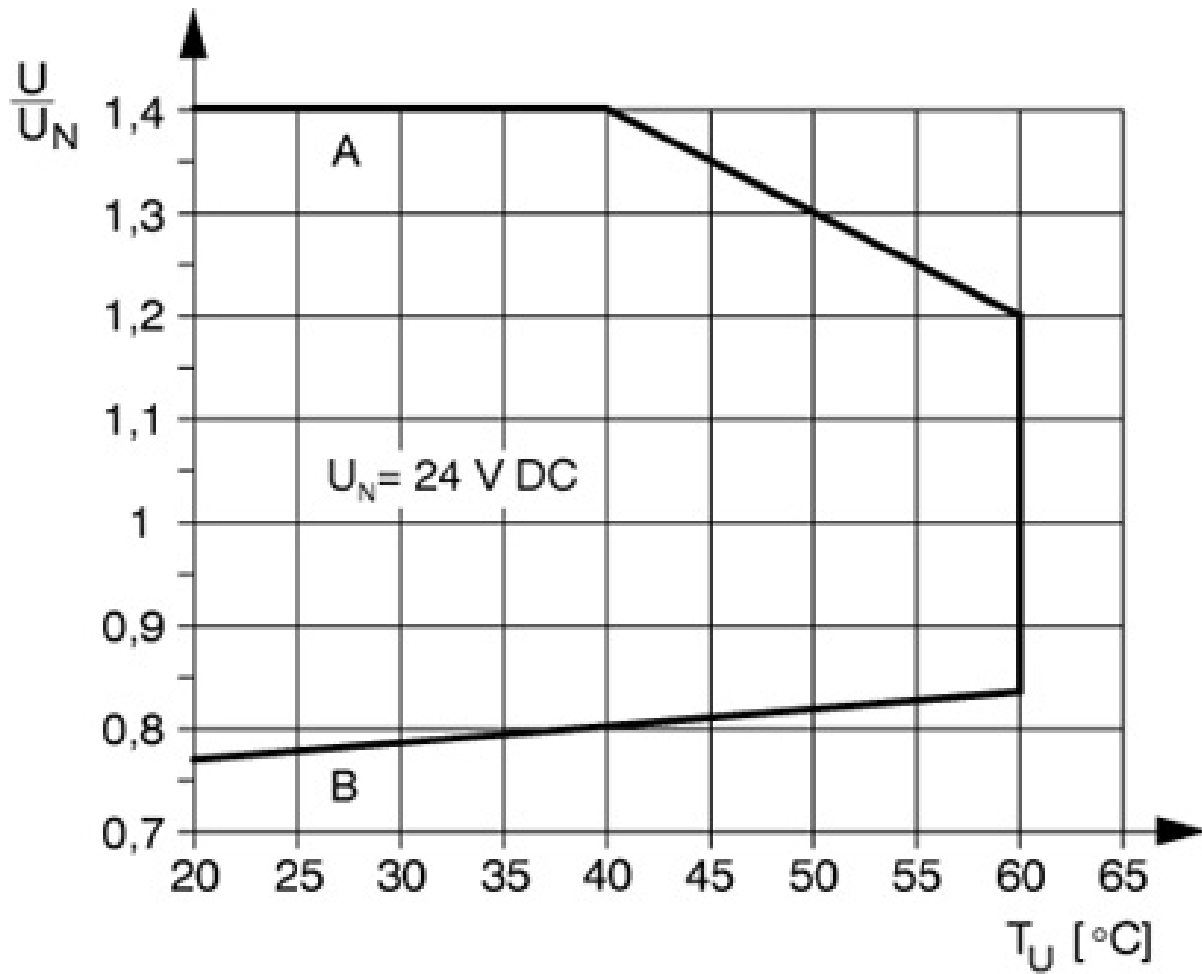
-

---

### Drawings

# Relay Module - PLC-RSP- 24DC/21 - 2966472

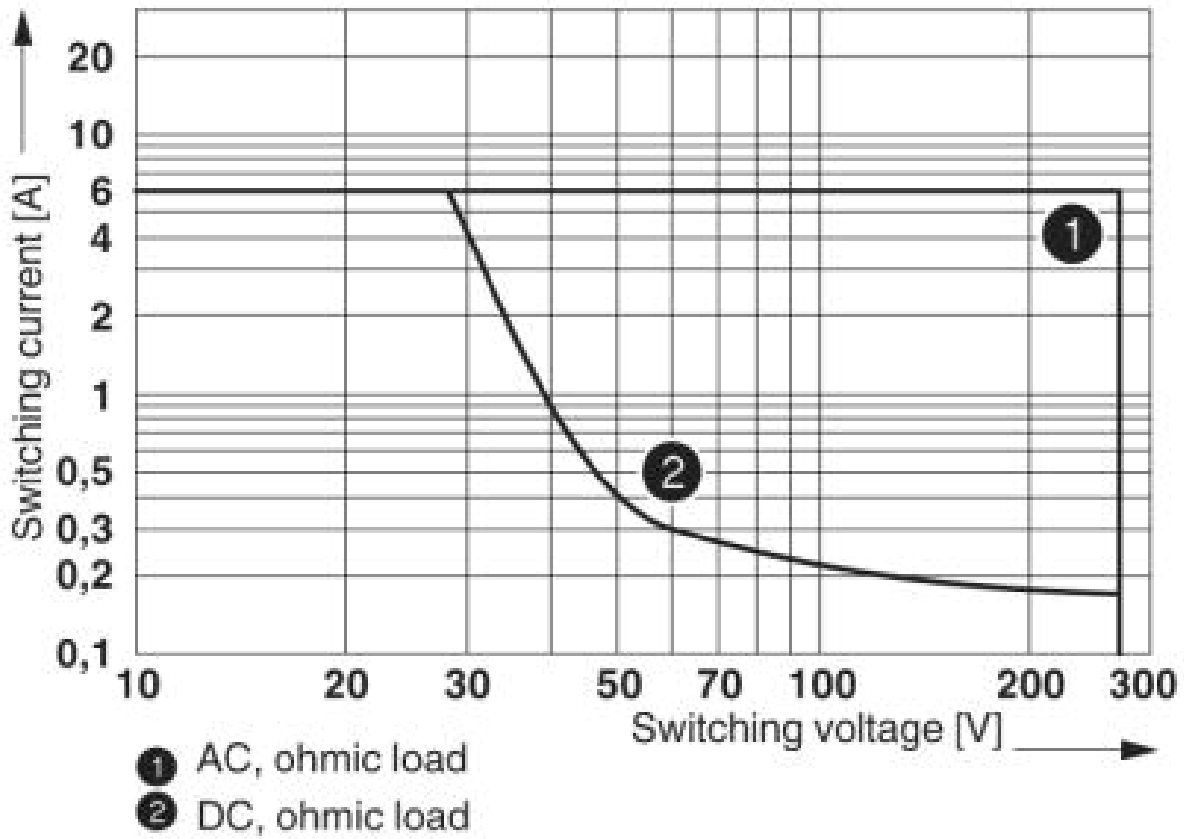
Diagram



Curve A Maximum permissible continuous voltage  $U_{max}$  with limiting continuous current on the contact side (see relevant technical data)  
Curve B Minimum permissible operate voltage  $U_{op}$  after pre-excitation (see relevant technical data)

# Relay Module - PLC-RSP- 24DC/21 - 2966472

Diagram



Interrupting rating

# Relay Module - PLC-RSP- 24DC/21 - 2966472

Circuit diagram

