

Relay Module - PLC-RSC- 24DC/ 1/ACT - 2966210

Please be informed that the data shown in this PDF Document is generated from our Online Catalog. Please find the complete data in the user's documentation. Our General Terms of Use for Downloads are valid (<http://download.phoenixcontact.com>)



PLC actuator relay, consisting of base terminal block PLC-BSC...ACT with screw connection and pluggable miniature relay with power contact, for assembly on DIN rail NS 35/7.5, 1 N/O contact, input voltage 24 V DC

Product Features

- Actuator connected directly to relay module
- Efficient connection to system cabling using V8 adapter
- No need for additional modular terminal blocks
- Time savings of up to 60 %
- Relay modules with safe isolation according to DIN EN 50178 between coil and contact
- Space savings of up to 80 %
- Functional plug-in bridges



Key commercial data

package_quantity	10
GTIN	4017918130671

Technical data

Note

Utilization restriction	EMC: class A product, see manufacturer's declaration in the download area
--------------------------------	---

Dimensions

Width	6.2 mm
Height	80 mm
Depth	94 mm

Ambient conditions

Ambient temperature (operation)	-40 °C ... 60 °C
Ambient temperature (storage/transport)	-40 °C ... 85 °C

Coil side

Nominal input voltage U_N	24 V DC
Typical input current at U_N	9 mA
Typical response time	5 ms

Relay Module - PLC-RSC- 24DC/ 1/ACT - 2966210

Technical data

Coil side

Typical release time	8 ms
Operating voltage display	Yellow LED
Protective circuit	Protection against polarity reversal Polarity protection diode
Protective circuit	Free-wheeling diode Damping diode

Contact side

Contact type	1 N/O contact
Contact material	AgSnO
Maximum switching voltage	250 V AC/DC (The separating plate PLC-ATP should be installed for voltages larger than 250 V (L1, L2, L3) between identical terminal blocks in adjacent modules. Potential bridging is then carried out with FBST 8-PLC... or ...FBST 500...)
Minimum switching voltage	5 V (at 100 mA)
Maximum inrush current	on request
Min. switching current	10 mA (at 12 V)
Limiting continuous current	6 A
Interrupting rating (ohmic load) max.	140 W (at 24 V DC)
Interrupting rating (ohmic load) max.	20 W (at 48 V DC)
Interrupting rating (ohmic load) max.	18 W (at 60 V DC)
Interrupting rating (ohmic load) max.	23 W (at 110 V DC)
Interrupting rating (ohmic load) max.	40 W (at 220 V DC)
Interrupting rating (ohmic load) max.	1500 VA (for 250 V AC)
Switching capacity in acc. with DIN VDE 0660/IEC 60947	2 A (at 24 V, DC13)
Switching capacity in acc. with DIN VDE 0660/IEC 60947	0.2 A (at 110 V, DC13)
Switching capacity in acc. with DIN VDE 0660/IEC 60947	0.1 A (at 220 V, DC13)
Switching capacity in acc. with DIN VDE 0660/IEC 60947	3 A (at 24 V, AC15)
Switching capacity in acc. with DIN VDE 0660/IEC 60947	3 A (at 120 V, AC15)
Switching capacity in acc. with DIN VDE 0660/IEC 60947	3 A (at 230 V, AC15)

General

Test voltage relay winding/relay contact	4 kV AC (50 Hz, 1 min.)
Operating mode	100% operating factor
Mechanical service life	2 x 10 ⁷ cycles
Inflammability class according to UL 94	V0
Designation	Standards/regulations
Standards/regulations	IEC 60664
Standards/regulations	EN 50178
Standards/regulations	IEC 62103
Pollution degree	3
Surge voltage category	III
Mounting position	any
Assembly instructions	In rows with zero spacing

Connection data

Relay Module - PLC-RSC- 24DC/ 1/ACT - 2966210

Technical data

Connection data

Connection method	Screw connection
Stripping length	8 mm
Conductor cross section stranded min.	0.14 mm ²
Conductor cross section stranded max.	2.5 mm ²
Conductor cross section solid min.	0.14 mm ²
Conductor cross section solid max.	2.5 mm ²
Conductor cross section AWG/kcmil max	14
Conductor cross section AWG/kcmil min.	26
Screw thread	M3

classifications

eCl@ss

eCl@ss 4.0	27371102
eCl@ss 4.1	27371102
eCl@ss 5.0	27371001
eCl@ss 5.1	27371001
eCl@ss 6.0	27371001
eCl@ss 7.0	27371001
eCl@ss 8.0	27371001

ETIM

ETIM 2.0	EC000196
ETIM 3.0	EC000196
ETIM 4.0	EC000196
ETIM 5.0	EC001504

UNSPSC

UNSPSC 6.01	30211916
UNSPSC 7.0901	39121515
UNSPSC 11	39121515
UNSPSC 12.01	39121515
UNSPSC 13.2	39121515

approvals





UL Recognized / UL Listed / cUL Recognized / GOST / cUL Listed / GL / cULus Recognized / cULus Listed /

Approval details



Relay Module - PLC-RSC- 24DC/ 1/ACT - 2966210

approvals



accessories

Mounting rail

NS 35/ 7,5 V2A UNPERF 2000MM - 0801377



NS 35/ 7,5 PERF 2000MM - 0801733



Relay Module - PLC-RSC- 24DC/ 1/ACT - 2966210

accessories

NS 35/ 7,5 CU UNPERF 2000MM - 0801762



NS 35/15 UNPERF 2000MM - 1201714



NS 35/15 CU UNPERF 2000MM - 1201895



NS 35/15-2,3 UNPERF 2000MM - 1201798



NS 35/15 AL UNPERF 2000MM - 1201756



Relay Module - PLC-RSC- 24DC/ 1/ACT - 2966210

accessories

NS 35/15 PERF 2000MM - 1201730



NS 35/ 7,5 UNPERF 2000MM - 0801681



Power module

PLC-ESK GY - 2966508



Partition plate

PLC-ATP BK - 2966841



Screwdriver tools

SZF 1-0,6X3,5 - 1204517



Relay Module - PLC-RSC- 24DC/ 1/ACT - 2966210

accessories

Controller board

PLC-V8/FLK14/OUT - 2295554



PLC-V8/FLK14/OUT/M - 2304102



PLC-V8/D15S/OUT - 2296058



PLC-V8/D15B/OUT - 2296061



Terminal marking

ZB 6:UNBEDRUCKT - 1051003



Relay Module - PLC-RSC- 24DC/ 1/ACT - 2966210

accessories

ZB 6/WH-100:UNBEDRUCKT - 5060935



Labeled terminal marker

ZB 6,LGS:FORTL.ZAHLEN - 1051016



Bridge

FBST 500-PLC RD - 2966786



FBST 500-PLC BU - 2966692



FBST 500-PLC GY - 2966838



Relay Module - PLC-RSC- 24DC/ 1/ACT - 2966210

accessories

FBST 6-PLC RD - 2966236



FBST 6-PLC BU - 2966812



FBST 6-PLC GY - 2966825



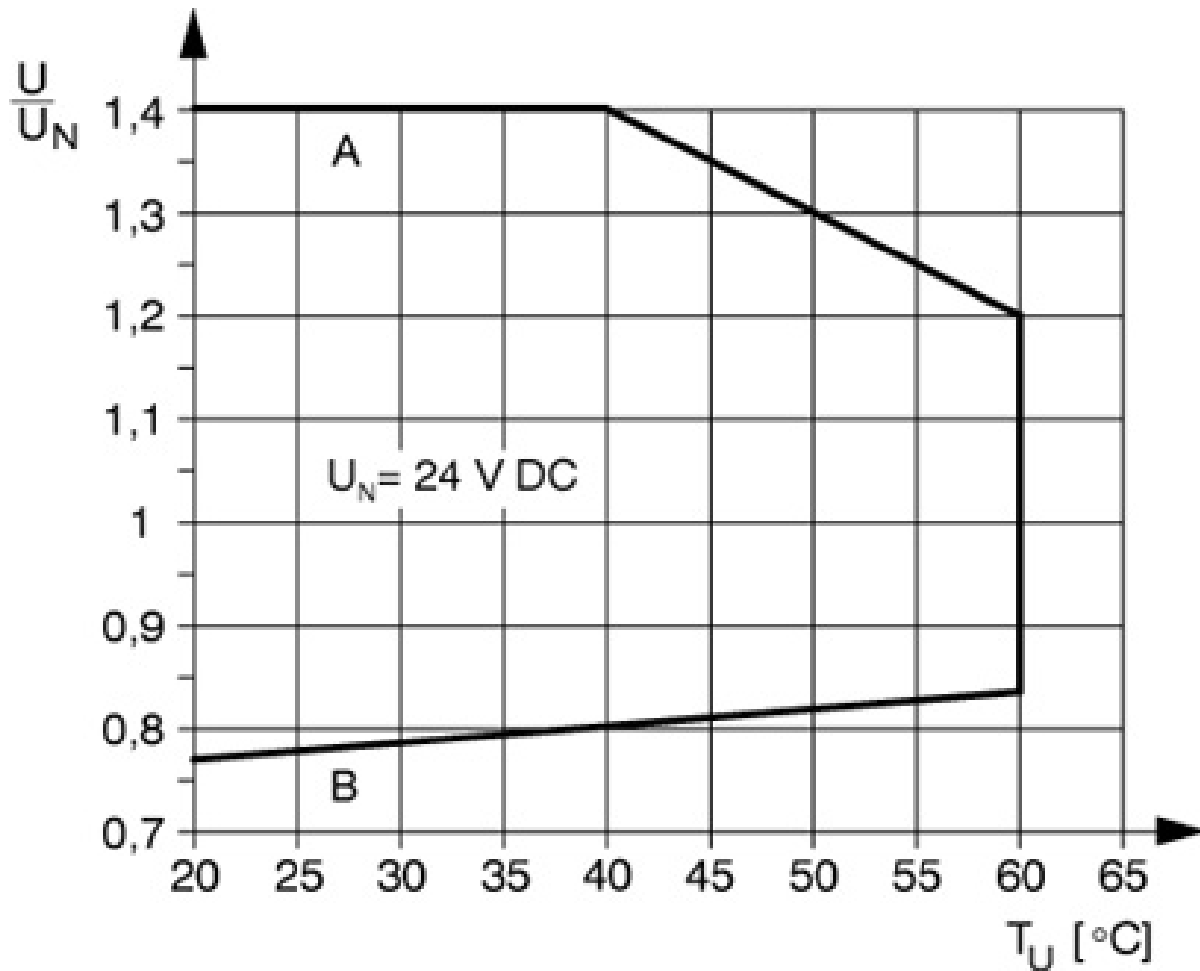
FBST 8-PLC GY - 2967688



Drawings

Relay Module - PLC-RSC- 24DC/ 1/ACT - 2966210

Diagram



Curve A Maximum permissible continuous voltage U_{max} with limiting continuous current on the contact side (see relevant technical data)
Curve B Minimum permissible operate voltage U_{op} after pre-excitation (see relevant technical data)

Relay Module - PLC-RSC- 24DC/ 1/ACT - 2966210

Circuit diagram

