

# Relay Module - PLC-RSC- 24UC/21 - 2966184

Please be informed that the data shown in this PDF Document is generated from our Online Catalog. Please find the complete data in the user's documentation. Our General Terms of Use for Downloads are valid (<http://download.phoenixcontact.com>)



PLC relay, consisting of base terminal block PLC-BSC.../21 with screw connection and pluggable miniature relay with power contact, for assembly on DIN rail NS 35/7.5, 1 PDT, input voltage 24 V AC/DC

The illustration shows the version PLC-RSC-24DC/21

## Product Features

- Slim design
- Efficient connection to system cabling using V8 adapter
- Safe isolation according to DIN EN 50178 between coil and contact
- RT III sealed relay
- Functional plug-in bridges
- Integrated input circuit and interference suppression circuit



## Key commercial data

<b>package_quantity</b>	10
<b>GTIN</b>	4017918130725

## Technical data

### Note

<b>Utilization restriction</b>	EMC: class A product, see manufacturer's declaration in the download area
--------------------------------	---

### Dimensions

<b>Width</b>	6.2 mm
<b>Height</b>	80 mm
<b>Depth</b>	94 mm

### Ambient conditions

<b>Ambient temperature (operation)</b>	-40 °C ... 60 °C
<b>Ambient temperature (storage/transport)</b>	-40 °C ... 85 °C

### Coil side

<b>Nominal input voltage U<sub>N</sub></b>	24 V AC/DC
<b>Typical input current at U<sub>N</sub></b>	11 mA (at U <sub>N</sub> = 24 V AC)
<b>Typical input current at U<sub>N</sub></b>	8.5 mA (at U <sub>N</sub> = 24 V DC)

# Relay Module - PLC-RSC- 24UC/21 - 2966184

## Technical data

### Coil side

Typical response time	6 ms
Typical release time	15 ms
Operating voltage display	Yellow LED
Protective circuit	Bridge rectifier Bridge rectifier

### Contact side

Contact type	1 PDT
Contact material	AgSnO
Maximum switching voltage	250 V AC/DC (The separating plate PLC-ATP should be installed for voltages larger than 250 V (L1, L2, L3) between identical terminal blocks in adjacent modules. Potential bridging is then carried out with FBST 8-PLC... or ...FBST 500...)
Minimum switching voltage	5 V (at 100 mA)
Maximum inrush current	on request
Min. switching current	10 mA (at 12 V)
Limiting continuous current	6 A
Interrupting rating (ohmic load) max.	140 W (at 24 V DC)
Interrupting rating (ohmic load) max.	20 W (at 48 V DC)
Interrupting rating (ohmic load) max.	18 W (at 60 V DC)
Interrupting rating (ohmic load) max.	23 W (at 110 V DC)
Interrupting rating (ohmic load) max.	40 W (at 220 V DC)
Interrupting rating (ohmic load) max.	1500 VA (for 250 V AC)
Switching capacity in acc. with DIN VDE 0660/IEC 60947	2 A (at 24 V, DC13)
Switching capacity in acc. with DIN VDE 0660/IEC 60947	0.2 A (at 110 V, DC13)
Switching capacity in acc. with DIN VDE 0660/IEC 60947	0.1 A (at 220 V, DC13)
Switching capacity in acc. with DIN VDE 0660/IEC 60947	3 A (at 24 V, AC15)
Switching capacity in acc. with DIN VDE 0660/IEC 60947	3 A (at 120 V, AC15)
Switching capacity in acc. with DIN VDE 0660/IEC 60947	3 A (at 230 V, AC15)

### General

Test voltage relay winding/relay contact	4 kV AC (50 Hz, 1 min.)
Operating mode	100% operating factor
Mechanical service life	2 x 10 <sup>7</sup> cycles
Inflammability class according to UL 94	V0
Designation	Standards/regulations
Standards/regulations	IEC 60664
Standards/regulations	EN 50178
Standards/regulations	IEC 62103
Pollution degree	3
Surge voltage category	III
Mounting position	any
Assembly instructions	In rows with zero spacing

### Connection data

# Relay Module - PLC-RSC- 24UC/21 - 2966184

## Technical data

### Connection data

Connection method	Screw connection
Stripping length	8 mm
Conductor cross section stranded min.	0.14 mm <sup>2</sup>
Conductor cross section stranded max.	2.5 mm <sup>2</sup>
Conductor cross section solid min.	0.14 mm <sup>2</sup>
Conductor cross section solid max.	2.5 mm <sup>2</sup>
Conductor cross section AWG/kcmil max	14
Conductor cross section AWG/kcmil min.	26
Screw thread	M3

## classifications

### eCl@ss

eCl@ss 4.0	27371102
eCl@ss 4.1	27371102
eCl@ss 5.0	27371001
eCl@ss 5.1	27371001
eCl@ss 6.0	27371001
eCl@ss 7.0	27371001
eCl@ss 8.0	27371001

### ETIM

ETIM 2.0	EC000196
ETIM 3.0	EC000196
ETIM 4.0	EC000196
ETIM 5.0	EC000196

### UNSPSC

UNSPSC 6.01	30211916
UNSPSC 7.0901	39121515
UNSPSC 11	39121515
UNSPSC 12.01	39121515
UNSPSC 13.2	39121515

## approvals








UL Recognized / UL Listed / cUL Recognized / GOST / cUL Listed / GL / UL Listed / cUL Listed / cULus Recognized / cULus Listed /

### Approval details


---

# Relay Module - PLC-RSC- 24UC/21 - 2966184

approvals



accessories

**Mounting rail**

NS 35/ 7,5 V2A UNPERF 2000MM - 0801377



## Relay Module - PLC-RSC- 24UC/21 - 2966184

### accessories

---

NS 35/ 7,5 PERF 2000MM - 0801733



NS 35/ 7,5 CU UNPERF 2000MM - 0801762



NS 35/15 UNPERF 2000MM - 1201714



NS 35/15 CU UNPERF 2000MM - 1201895



NS 35/15-2,3 UNPERF 2000MM - 1201798



## Relay Module - PLC-RSC- 24UC/21 - 2966184

### accessories

NS 35/15 AL UNPERF 2000MM - 1201756



---

NS 35/15 PERF 2000MM - 1201730



---

NS 35/ 7,5 UNPERF 2000MM - 0801681



---

### Power module

PLC-ESK GY - 2966508



---

### Partition plate

PLC-ATP BK - 2966841



---

### Screwdriver tools

# Relay Module - PLC-RSC- 24UC/21 - 2966184

## accessories

SZF 1-0,6X3,5 - 1204517



---

## Terminal marking

ZB 6:UNBEDRUCKT - 1051003



---

ZB 6/WH-100:UNBEDRUCKT - 5060935



---

## Labeled terminal marker

ZB 6,LGS:FORTL.ZAHLEN - 1051016



---

## Bridge

FBST 500-PLC RD - 2966786



## Relay Module - PLC-RSC- 24UC/21 - 2966184

### accessories

FBST 500-PLC BU - 2966692



FBST 500-PLC GY - 2966838



FBST 6-PLC RD - 2966236



FBST 6-PLC BU - 2966812



FBST 6-PLC GY - 2966825



FBST 8-PLC GY - 2967688



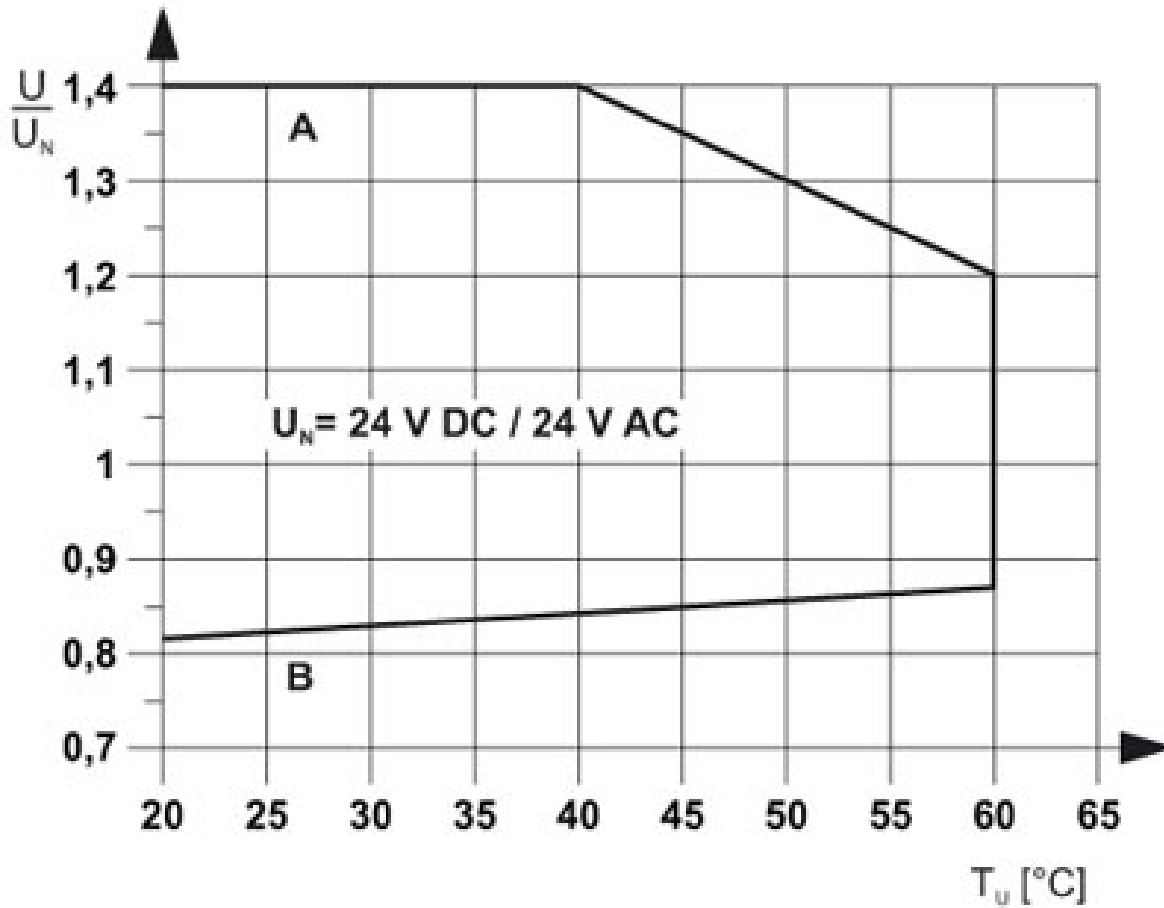


# Relay Module - PLC-RSC- 24UC/21 - 2966184

accessories

## Drawings

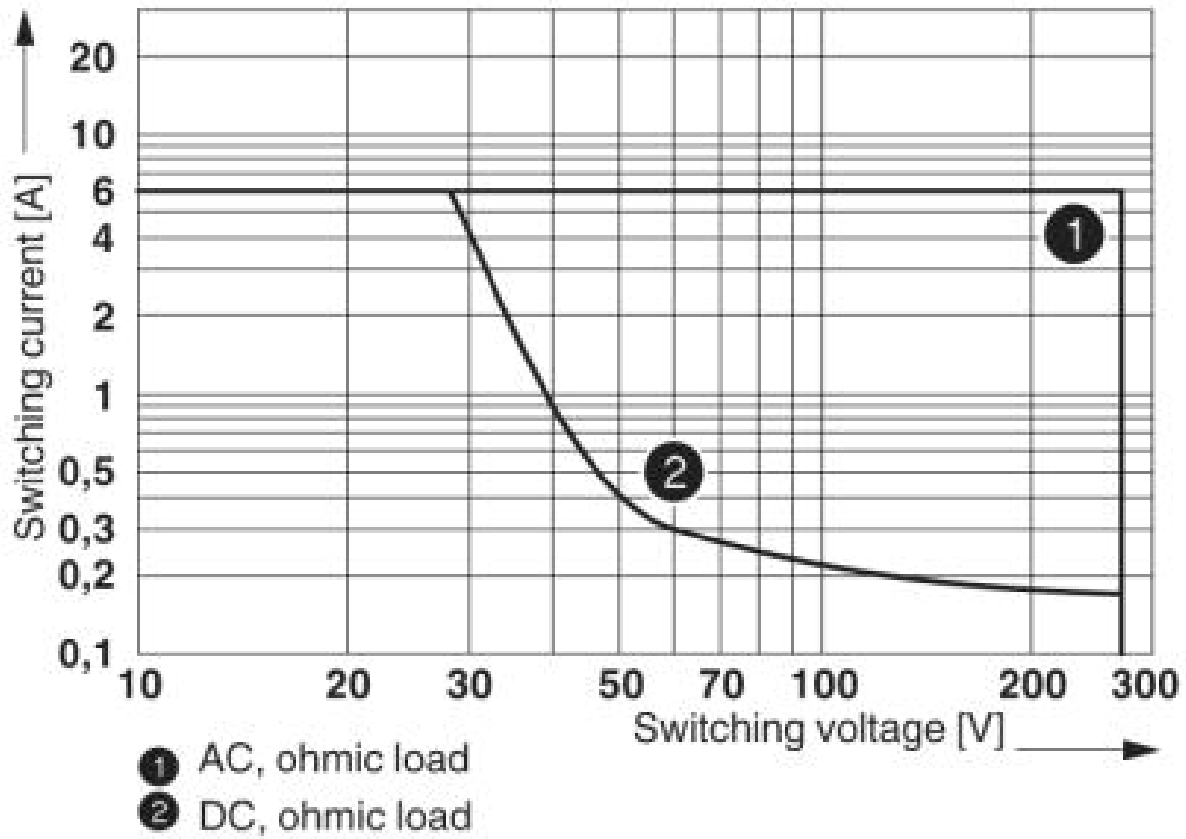
Diagram



Curve A Maximum permissible continuous voltage  $U_{\max}$  with limiting continuous current on the contact side (see relevant technical data)  
Curve B Minimum permissible operate voltage  $U_{\text{op}}$  after pre-excitation (see relevant technical data)

# Relay Module - PLC-RSC- 24UC/21 - 2966184

Diagram



Interrupting rating

# Relay Module - PLC-RSC- 24UC/21 - 2966184

Circuit diagram

