

Single relay - REL-MR- 24DC/21 - 2961105

Please be informed that the data shown in this PDF Document is generated from our Online Catalog. Please find the complete data in the user's documentation. Our General Terms of Use for Downloads are valid (<http://download.phoenixcontact.com>)



Pluggable miniature relays, with power contact, 1 PDT, input voltage 24 V DC

Product Features

- Safe isolation according to DIN EN 50178 between coil and contact
- High degree of protection, up to RT III (comparable with IP67) depending on type
- Power contacts up to 6 A

Key commercial data

package_quantity	10
GTIN	4017918130893

Technical data

Dimensions

Width	5 mm
Height	28 mm
Depth	15 mm

Ambient conditions

Ambient temperature (operation)	-40 °C ... 85 °C
Ambient temperature (storage/transport)	-40 °C ... 85 °C

Coil side

Nominal input voltage U_N	24 V DC
Input voltage range in reference to U_N	see diagram
Typical input current at U_N	7 mA
Typical response time	5 ms
Typical release time	2.5 ms
Coil resistance	3390 Ω \pm 10 % (at 20 °C)

Contact side

Contact type	1 PDT
Contact material	AgSnO
Maximum switching voltage	250 V AC/DC
Minimum switching voltage	5 V (at 100 mA)
Maximum inrush current	on request

Single relay - REL-MR- 24DC/21 - 2961105

Technical data

Contact side

Min. switching current	10 mA (at 12 V)
Limiting continuous current	6 A
Interrupting rating (ohmic load) max.	140 W (at 24 V DC)
Interrupting rating (ohmic load) max.	20 W (at 48 V DC)
Interrupting rating (ohmic load) max.	18 W (at 60 V DC)
Interrupting rating (ohmic load) max.	23 W (at 110 V DC)
Interrupting rating (ohmic load) max.	40 W (at 220 V DC)
Interrupting rating (ohmic load) max.	1500 VA (for 250 V AC)
Switching capacity in acc. with DIN VDE 0660/IEC 60947	2 A (at 24 V, DC13)
Switching capacity in acc. with DIN VDE 0660/IEC 60947	0.2 A (at 110 V, DC13)
Switching capacity in acc. with DIN VDE 0660/IEC 60947	0.1 A (at 220 V, DC13)
Switching capacity in acc. with DIN VDE 0660/IEC 60947	3 A (at 24 V, AC15)
Switching capacity in acc. with DIN VDE 0660/IEC 60947	3 A (at 120 V, AC15)
Switching capacity in acc. with DIN VDE 0660/IEC 60947	3 A (at 230 V, AC15)

General

Test voltage relay winding/relay contact	4 kV AC (50 Hz, 1 min.)
Operating mode	100% operating factor
Mechanical service life	2 x 10 ⁷ cycles
Standards/regulations	IEC 60664
Standards/regulations	EN 50178
Standards/regulations	IEC 62103
Pollution degree	3
Surge voltage category	III
Mounting position	any
Assembly instructions	In rows with zero spacing

Connection data

Connection method	Plug / solder connection
-------------------	--------------------------

classifications

eCl@ss

eCl@ss 4.0	27371104
eCl@ss 4.1	27371104
eCl@ss 5.0	27371001
eCl@ss 5.1	27371001
eCl@ss 6.0	27371001
eCl@ss 7.0	27371001
eCl@ss 8.0	27371001

ETIM

ETIM 2.0	EC000196
----------	----------

Single relay - REL-MR- 24DC/21 - 2961105

classifications

ETIM

ETIM 3.0	EC000196
ETIM 4.0	EC000196
ETIM 5.0	EC000196

UNSPSC

UNSPSC 6.01	30211916
UNSPSC 7.0901	39121515
UNSPSC 11	39121515
UNSPSC 12.01	39121515
UNSPSC 13.2	39121515

approvals

UL Recognized / VDE Gutachten mit Fertigungsüberwachung / VDE Zeichengenehmigung / cUL Recognized / GOST / GL / UL Recognized / cUL Recognized / cULus Recognized /

Approval details

UL Recognized

VDE Gutachten mit Fertigungsüberwachung

Nominal voltage UN	
Nominal current IN	
mm ² /AWG/kcmil	



VDE Zeichengenehmigung

Nominal voltage UN	
Nominal current IN	
mm ² /AWG/kcmil	

cUL Recognized

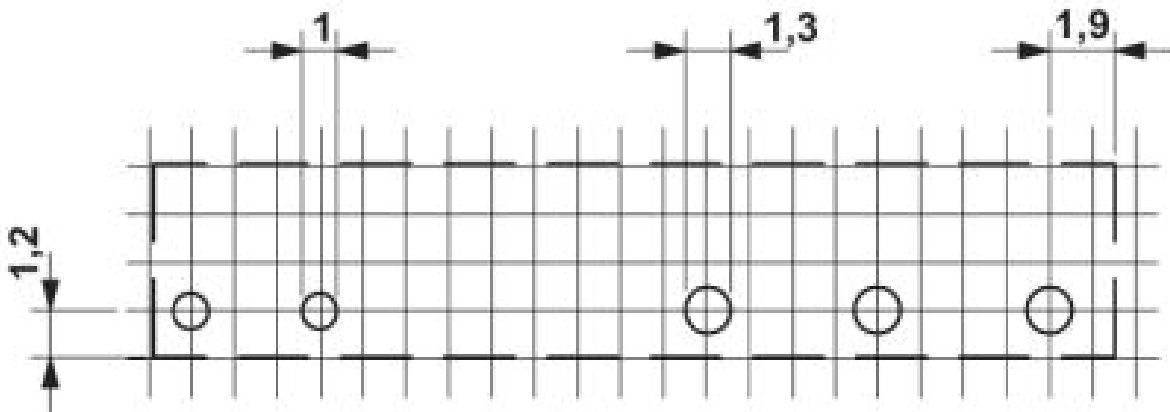
Single relay - REL-MR- 24DC/21 - 2961105

approvals



Drawings

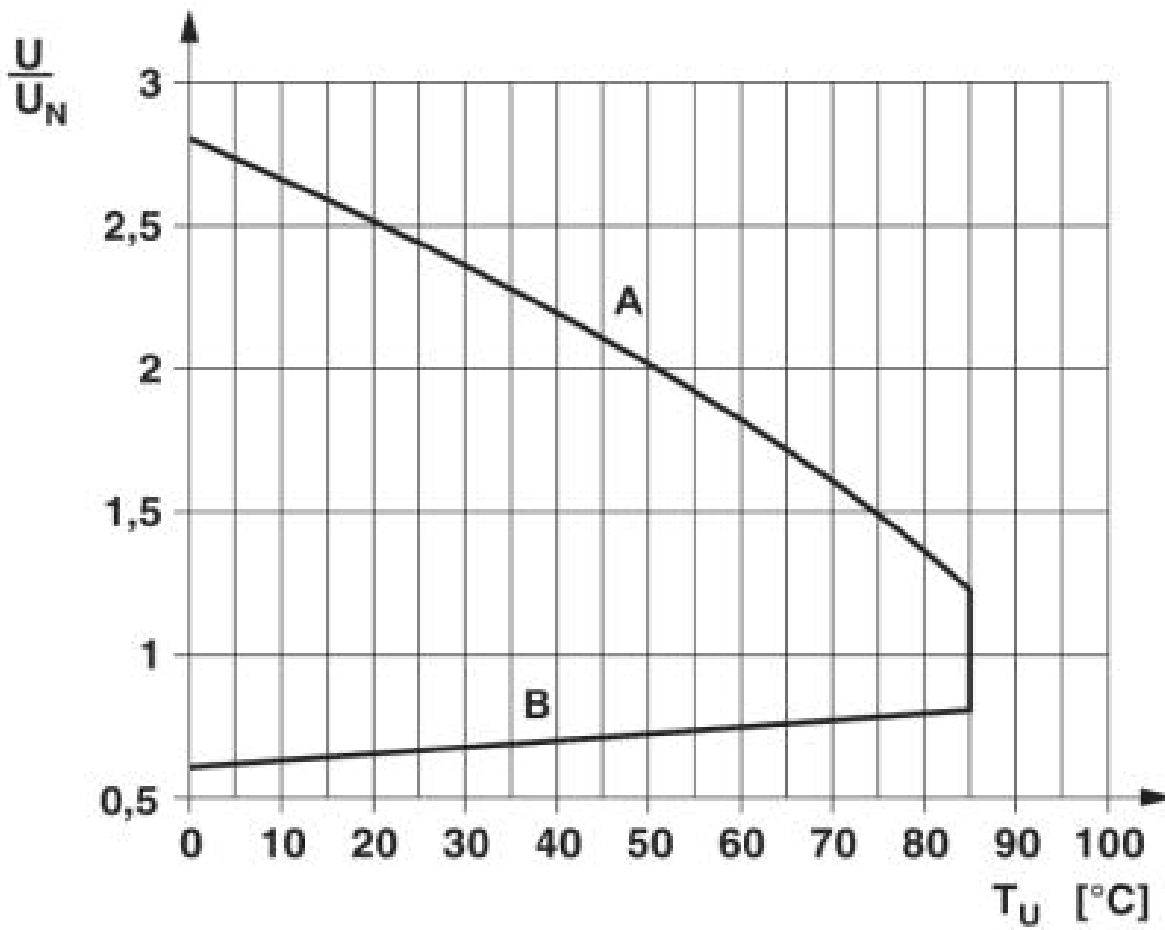
Drilling diagram



a = pitch division 1.25 mm and 1.27 mm

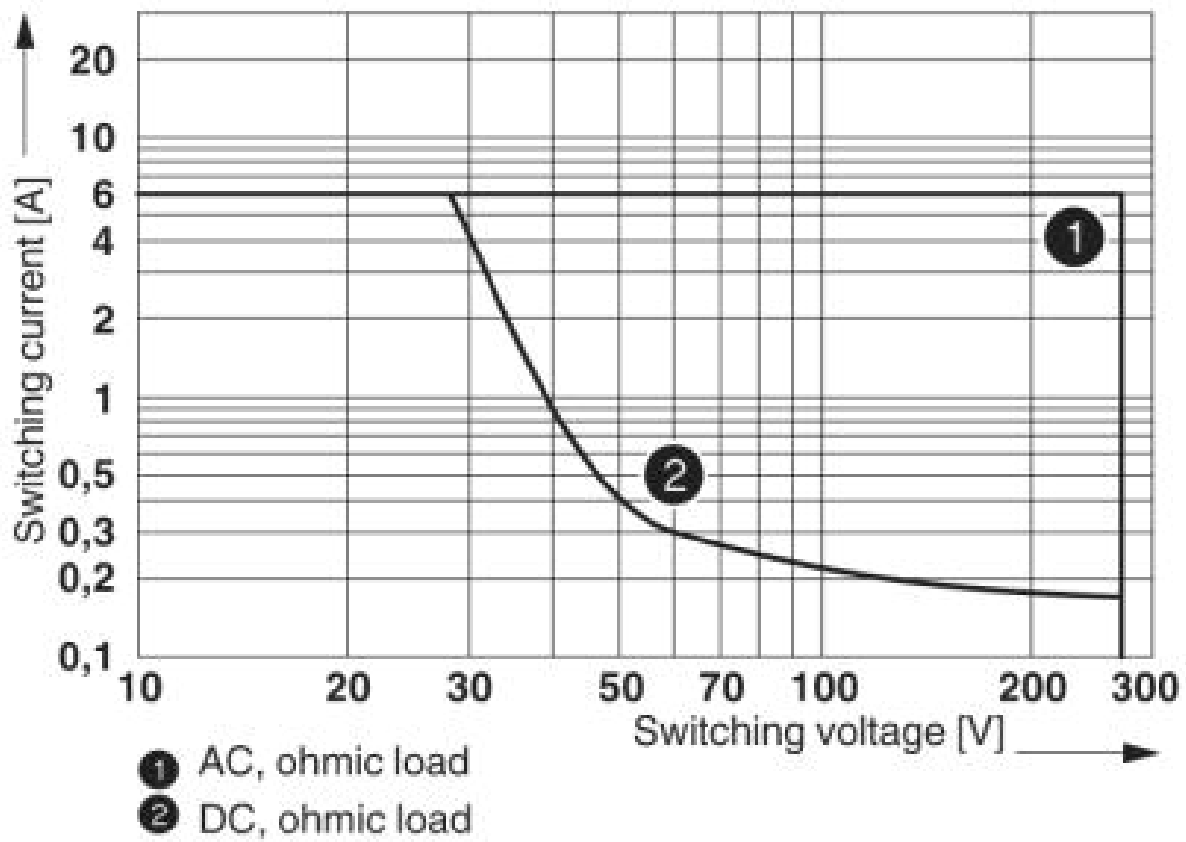
Single relay - REL-MR- 24DC/21 - 2961105

Diagram



Single relay - REL-MR- 24DC/21 - 2961105

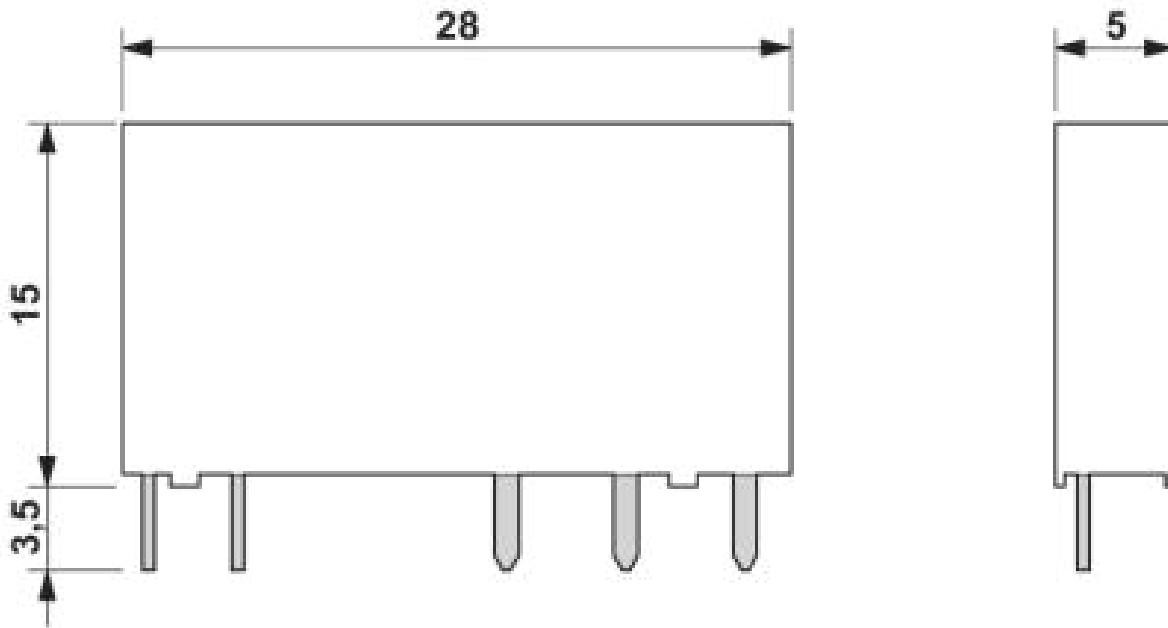
Diagram



Interrupting rating

Single relay - REL-MR- 24DC/21 - 2961105

Dimensioned drawing



Circuit diagram

