

# Power supply unit - STEP-PS/ 1AC/ 5DC/2 - 2320513

Please be informed that the data shown in this PDF Document is generated from our Online Catalog. Please find the complete data in the user's documentation. Our General Terms of Use for Downloads are valid (<http://phoenixcontact.com/download>)



Primary-switched STEP POWER power supply for DIN rail mounting, input: 1-phase, output: 5 V DC/2 A

## Product description

STEP POWER power supplies for installation distributors

The STEP POWER power supply range was developed especially for building automation. The low idling losses and high degree of efficiency ensure maximum energy efficiency. They allow flexible use and can be snapped onto the DIN rail or screwed onto an even surface.

## Why buy this product

- Flexible mounting by simply snapping onto the DIN rail or screwing onto a level surface
- Reliable power supply thanks to high MTBF (mean time between failures) of more than 500,000 hours and U/I characteristic curve
- Energy savings thanks to maximum energy efficiency and incredibly low idling losses



## Key commercial data

Packing unit	1 pc
GTIN	 4 046356 674744
Weight per Piece (excluding packing)	100.0 g
Custom tariff number	85044030
Country of origin	Germany

## Technical data

### Dimensions

Width	18 mm
Height	90 mm
Depth	61 mm

### Ambient conditions

Degree of protection	IP20
Ambient temperature (operation)	-25 °C ... 70 °C (> 55° C derating : 2.5%/K)
Ambient temperature (storage/transport)	-40 °C ... 85 °C
Max. permissible relative humidity (operation)	≤ 95 % (at 25 °C, non-condensing)

# Power supply unit - STEP-PS/ 1AC/ 5DC/2 - 2320513

## Technical data

### Ambient conditions

Noise immunity	EN 61000-6-2:2005
----------------	-------------------

### Input data

Nominal input voltage range	100 V AC ... 240 V AC
Input voltage range	85 V AC ... 264 V AC
	95 V DC ... 250 V DC
AC frequency range	45 Hz ... 65 Hz
Frequency range DC	0 Hz
Inrush surge current	< 15 A
Power failure bypass	> 25 ms (120 V AC)
	> 110 ms (230 V AC)
Input fuse	1.25 A (slow-blow, internal)
Choice of suitable fuses	6 A ... 16 A (AC: Characteristics B, C, D, K)

### Output data

Nominal output voltage	5 V DC $\pm$ 1 %
Output current	2 A (-25 °C ... 40 °C permanent)
	2.2 A (-25 °C ... 55 °C)
	3.7 A (maximum output current)
Derating	55 °C ... 70 °C (2.5%/K)
Connection in parallel	Yes, for redundancy and increased capacity
Connection in series	Yes
Residual ripple	< 50 mV <sub>PP</sub>
Maximum power dissipation NO-Load	< 0.4 W
Power loss nominal load max.	< 2.6 W

### General

Net weight	0.1 kg
Efficiency	> 81 % (for 230 V AC and nominal values)
Insulation voltage input/output	4 kV AC (type test)
	3.75 kV AC (routine test)
Protection class	II (in closed control cabinet)
	> 1812000 h (40 °C)
Mounting position	horizontal DIN rail NS 35, EN 60715
Assembly instructions	Alignable: 0 mm horizontally, 30 mm vertically
Electromagnetic compatibility	Conformance with EMC Directive 2004/108/EC
Low Voltage Directive	Conformance with LV directive 2006/95/EC
Standard – Electrical equipment of machines	EN 60204
Standard - Electrical safety	IEC 60950-1/VDE 0805 (SELV)
Standard – Electronic equipment for use in electrical power installations and their assembly into electrical power installations	EN 50178/VDE 0160 (PELV)
Standard – Safety extra-low voltage	IEC 60950-1 (SELV) and EN 60204 (PELV)
Standard - Safe isolation	DIN VDE 0100-410

# Power supply unit - STEP-PS/ 1AC/ 5DC/2 - 2320513

## Technical data

### General

	DIN VDE 0106-1010
Standard – Protection against electric shock	DIN 57100-410
Standard – Protection against shock currents, basic requirements for protective separation in electrical equipment	DIN VDE 0106-101
Standard – Limitation of mains harmonic currents	EN 61000-3-2
UL approvals	UL/C-UL listed UL 508
	UL/C-UL Recognized UL 60950
	NEC Class 2 as per UL 1310
Surge voltage category	III

### Connection data, input

Connection method	Screw connection
Conductor cross section solid min.	0.2 mm <sup>2</sup>
Conductor cross section solid max.	2.5 mm <sup>2</sup>
Conductor cross section stranded min.	0.2 mm <sup>2</sup>
Conductor cross section stranded max.	2.5 mm <sup>2</sup>
Conductor cross section AWG/kcmil min.	24
Conductor cross section AWG/kcmil max	12
Stripping length	6.5 mm
Screw thread	M3

### Connection data, output

Connection method	Screw connection
Conductor cross section solid min.	0.2 mm <sup>2</sup>
Conductor cross section solid max.	2.5 mm <sup>2</sup>
Conductor cross section stranded min.	0.2 mm <sup>2</sup>
Conductor cross section stranded max.	2.5 mm <sup>2</sup>
Conductor cross section AWG/kcmil min.	24
Conductor cross section AWG/kcmil max	12
Stripping length	6.5 mm

### Signaling

Output name	LED status indicator
Status display	"DC OK" LED green
Note on status display	U <sub>OUT</sub> > 4 V: LED is lit

## Classifications

### eCl@ss

eCl@ss 4.0	27040702
eCl@ss 4.1	27040702
eCl@ss 5.0	27242213

# Power supply unit - STEP-PS/ 1AC/ 5DC/2 - 2320513

## Classifications

### eCl@ss

eCl@ss 5.1	27049002
eCl@ss 6.0	27049002
eCl@ss 7.0	27049002
eCl@ss 8.0	27049002

### ETIM

ETIM 3.0	EC001039
ETIM 4.0	EC002540
ETIM 5.0	EC002540

### UNSPSC

UNSPSC 6.01	30211502
UNSPSC 7.0901	39121004
UNSPSC 11	39121004
UNSPSC 12.01	39121004
UNSPSC 13.2	39121004

## Approvals

### Approvals

---

#### Approvals

UL Recognized / UL Listed / cUL Recognized / cUL Listed / IEC CB Scheme / EAC / EAC / cULus Recognized / cULus Listed

---

#### Ex Approvals

---

#### Approvals submitted

---


### Approval details

UL Recognized
---------------


UL Listed
-----------

# Power supply unit - STEP-PS/ 1AC/ 5DC/2 - 2320513

## Approvals


cUL Recognized 

cUL Listed 

IECEE CB Scheme 

EAC

EAC

cULus Recognized 

cULus Listed 

## Drawings

Block diagram

