

Power supply unit - MINI-PS-100-240AC/24DC/2 - 2938730

Please be informed that the data shown in this PDF Document is generated from our Online Catalog. Please find the complete data in the user's documentation. Our General Terms of Use for Downloads are valid (<http://download.phoenixcontact.com>)



DIN rail power supply unit 24 V DC/2 A, primary-switched mode, slim design

Product Description

MINI POWER is an extra slim power supply unit available in design widths of 22.5 mm, 45 mm, and 67.5 mm. In addition to a 24 V DC version with output currents of 1.3 A, 2 A, and 4 A, special voltages with 5 V/3 A, ±15 V/1 A, and 10 V ... 15 V/2 A are also available. Reliable startup of heavy loads is ensured by a power reserve of up to 100%: the POWER BOOST. The high level of operational reliability is reliably ensured even on complex global networks. MINI POWER can also be used in applications where static voltage dips, transient supply voltage failures or phase failure are to be expected. Generously dimensioned capacitors ensure mains buffering of over 20 ms at full load.

Product Features

- Easy-maintenance connection technology thanks to keyed COMBICON connectors
- Remote monitoring of output voltage via switching output



Key commercial data

package_quantity	1
GTIN	4017918899554

Technical data

Dimensions

Width	45 mm
Height	99 mm
Depth	107 mm

Ambient conditions

Degree of protection	IP20
Ambient temperature (operation)	-25 °C ... 70 °C (> 60 °C derating)
Ambient temperature (storage/transport)	-40 °C ... 85 °C
Max. permissible relative humidity (operation)	≤ 95 % (at 25 °C, non-condensing)
Noise immunity	EN 61000-6-2:2005

Input data

Input voltage range	85 V AC ... 264 V AC
Input voltage range	90 V DC ... 350 V DC
AC frequency range	45 Hz ... 65 Hz

Power supply unit - MINI-PS-100-240AC/24DC/2 - 2938730

Technical data

Input data

Current consumption	0.7 A (120 V AC)
Current consumption	0.4 A (230 V AC)
Current consumption	0.65 A (90 V DC)
Current consumption	0.2 A (350 V DC)
Inrush surge current	< 15 A (typical)
Power failure bypass	> 35 ms (120 V AC)
Power failure bypass	> 170 ms (230 V AC)
Input fuse	2.5 A (slow-blow, internal)
Choice of suitable fuses	6 A ... 16 A (Characteristics B, C, D, K)

Output data

Nominal output voltage	24 V DC $\pm 1\%$
Setting range of the output voltage	22.5 V DC ... 28.5 V DC (> 24 V constant capacity)
Output current	2 A (-25 °C ... 60 °C)
Output current	2.9 A (with POWER BOOST, -25°C ... 40°C permanent)
Derating	60 °C ... 70 °C (2.5%/K)
Connection in parallel	Yes, for redundancy and increased capacity
Connection in series	Yes
Starting delay with capacitive load	Unrestricted
Max. capacitive load	Unlimited
Control deviation	< 1 % (change in load, static 10 % ... 90 %)
Control deviation	< 3 % (change in load, dynamic 10 % ... 90 %)
Control deviation	< 0.1 % (change in input voltage $\pm 10\%$)
Residual ripple	< 20 mV _{pp} (20 MHz)
Peak switching voltages nominal load	< 100 mV _{pp} (20 MHz)
Maximum power dissipation NO-Load	2 W
Power loss nominal load max.	7 W

General

Net weight	0.25 kg
Operating voltage display	Green LED
Efficiency	> 88 % (for 230 V AC and nominal values)
Insulation voltage input/output	4 kV (type test)
Insulation voltage input/output	3 kV (Routine test)
Protection class	II (in closed control cabinet)
MTBF (IEC 61709, SN 29500)	> 507981 h (According to EN 29500)
Mounting position	horizontal DIN rail NS 35, EN 60715
Assembly instructions	Can be aligned: Horizontally 0 mm, vertically 50 mm
Electromagnetic compatibility	Conformance with EMC Directive 2004/108/EC
Noise emission	EN 50081-2
Low Voltage Directive	Conformance with LV directive 2006/95/EC
Standard – Electrical equipment of machines	EN 60204

Power supply unit - MINI-PS-100-240AC/24DC/2 - 2938730

Technical data

General

Standard - Electrical safety	EN 60950-1/VDE 0805 (SELV)
Standard – Electronic equipment for use in electrical power installations and their assembly into electrical power installations	EN 50178/VDE 0160 (PELV)
Standard – Safety extra-low voltage	EN 60950-1 (SELV)
Standard – Safety extra-low voltage	EN 60204 (PELV)
Standard - Safe isolation	DIN VDE 0100-410
Standard – Protection against electric shock	DIN 57100-410
Standard – Limitation of mains harmonic currents	EN 61000-3-2
UL approvals	UL/C-UL listed UL 508
UL approvals	UL/C-UL Recognized UL 60950
UL approvals	UL ANSI/ISA-12.12.01 Class I, Division 2, Groups A, B, C, D (Hazardous Location)
UL approvals	NEC Class 2 as per UL 1310

Connection data, input

Connection method	Pluggable screw connection
Conductor cross section solid min.	0.2 mm ²
Conductor cross section solid max.	2.5 mm ²
Conductor cross section stranded min.	0.2 mm ²
Conductor cross section stranded max.	2.5 mm ²
Conductor cross section AWG/kcmil min.	24
Conductor cross section AWG/kcmil max	12
Stripping length	7 mm
Screw thread	M3

Connection data, output

Connection method	Pluggable screw connection
Conductor cross section solid min.	0.2 mm ²
Conductor cross section solid max.	2.5 mm ²
Conductor cross section stranded min.	0.2 mm ²
Conductor cross section stranded max.	2.5 mm ²
Conductor cross section AWG/kcmil min.	24
Conductor cross section AWG/kcmil max	12
Stripping length	7 mm

Signaling

Output name	DC OK active
Output description	U _{OUT} > 21.5 V: High signal
Maximum switching voltage	≤ 24 V
Output voltage	+ 24 V
Continuous load current	≤ 20 mA
Status display	"DC OK" LED green
Note on status display	U _{OUT} > 21.5 V: LED lights up

Power supply unit - MINI-PS-100-240AC/24DC/2 - 2938730

Technical data

Signaling

Conductor cross section solid min.	0.2 mm ²
Conductor cross section solid max.	2.5 mm ²
Conductor cross section stranded min.	0.2 mm ²
Conductor cross section stranded max.	2.5 mm ²
Conductor cross section AWG/kcmil min.	24
Conductor cross section AWG/kcmil max	12
Tightening torque, min	0.5 Nm
Tightening torque max	0.6 Nm
Screw thread	M3

classifications

eCl@ss

eCl@ss 4.0	27040702
eCl@ss 4.1	27040702
eCl@ss 5.0	27242213
eCl@ss 5.1	27242213
eCl@ss 6.0	27049005
eCl@ss 7.0	27049002
eCl@ss 8.0	27049002

ETIM

ETIM 2.0	EC001039
ETIM 3.0	EC001039
ETIM 4.0	EC000599
ETIM 5.0	EC002540

UNSPSC

UNSPSC 6.01	30211502
UNSPSC 7.0901	39121004
UNSPSC 11	39121004
UNSPSC 12.01	39121004
UNSPSC 13.2	39121004







approvals

UL Listed / cUL Listed / cULus Listed / UL Recognized / UL Listed / cUL Recognized / GOST / cUL Listed / cULus Recognized / cULus Listed /

Approval details

Power supply unit - MINI-PS-100-240AC/24DC/2 - 2938730

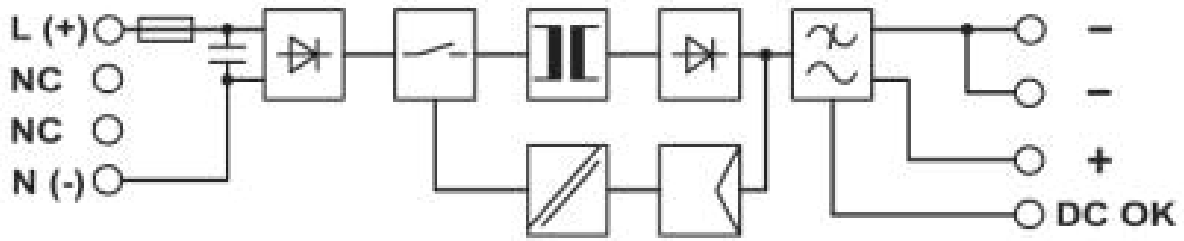
approvals



Drawings

Power supply unit - MINI-PS-100-240AC/24DC/2 - 2938730

Block diagram



© Phoenix Contact 2014 - all rights reserved
<http://www.phoenixcontact.com>