

Uninterruptible power supply - QUINT-DC-UPS/24DC/40 - 2866242

Please be informed that the data shown in this PDF Document is generated from our Online Catalog. Please find the complete data in the user's documentation. Our General Terms of Use for Downloads are valid (<http://download.phoenixcontact.com>)



Uninterruptible power supply 24 V/40 A. In the download area, there is a clearly arranged selection table available with load currents and buffer times, as well as charging times after buffer mode.



Key commercial data

package_quantity	1
GTIN	4017918959715

Technical data

Dimensions

Width	66 mm
Height	130 mm
Depth	125 mm
Width with alternative assembly	122 mm
Height with alternative assembly	130 mm
Depth with alternative assembly	69 mm

Ambient conditions

Degree of protection	IP20
Ambient temperature (operation)	-25 °C ... 70 °C
Ambient temperature (storage/transport)	-40 °C ... 85 °C
Max. permissible relative humidity (operation)	95 % (at 25 °C, non-condensing)
Noise immunity	EN 61000-6-2:2005

Input data

Nominal input voltage	24 V DC
Input voltage range	22.5 V DC ... 30 V DC
Current consumption	approx. 0.1 A
Current consumption	2.5 A (charging process)
Current consumption	42.5 A (max.)
Current consumption (maximum)	42.5 A (max.)
Current consumption (idle)	approx. 0.1 A
Current consumption (charging process)	2.5 A (charging process)
Buffer period	5 min (40 A)

Uninterruptible power supply - QUINT-DC-UPS/24DC/40 - 2866242

Technical data

Input data

Buffer period	9 min (40 A)
Input fuse	50 A (slow-blow, internal)

Output data

Nominal output voltage	24 V DC (Normal operation: $U_{in} - 0.5$ V DC, buffer mode: 27.9 to 19.2 V DC)
Output current	40 A
Connection in parallel	Yes, for increasing the buffer period
Connection in series	Yes

General

Net weight	0.9 kg
Memory medium	external, battery 3.4 Ah/7.2 Ah/12 Ah
Operating voltage display	Green LED
Efficiency	> 98 %
Insulation voltage input/output	2 kV (routine test)
Insulation voltage input/output	4 kV (type test)
Protection class	II (in closed control cabinet)
MTBF (IEC 61709, SN 29500)	> 500000 h
Mounting position	horizontal DIN rail NS 35, EN 60715
Assembly instructions	Can be aligned: Horizontally 0 mm, vertically 50 mm
Electromagnetic compatibility	Conformance with EMC Directive 2004/108/EC
Noise emission	EN 50081-2
Low Voltage Directive	Conformance with LV directive 2006/95/EC
Standard – Electrical equipment of machines	EN 60204
Standard - Safety of transformers	EN 61558-2-17
Standard - Electrical safety	EN 60950-1/VDE 0805 (SELV)
Standard - Electrical safety	EN 61558-2-17
Shipbuilding approval	Germanischer Lloyd (EMC 2), ABS, DNV
Standard – Electronic equipment for use in electrical power installations and their assembly into electrical power installations	EN 50178/VDE 0160 (PELV)
Standard - Safe isolation	DIN VDE 0100-410
Standard - Safe isolation	DIN VDE 0106-1010
UL approvals	UL/C-UL listed UL 508
UL approvals	UL/C-UL Recognized UL 60950

Connection data, input

Connection method	Screw connection
Conductor cross section solid min.	0.5 mm ²
Conductor cross section solid max.	16 mm ²
Conductor cross section stranded min.	0.5 mm ²
Conductor cross section stranded max.	10 mm ²
Conductor cross section AWG/kcmil min.	20

Uninterruptible power supply - QUINT-DC-UPS/24DC/40 - 2866242

Technical data

Connection data, input

Conductor cross section AWG/kcmil max	6
Stripping length	10 mm
Screw thread	M4

Connection data, output

Connection method	Screw connection
Conductor cross section solid min.	0.5 mm ²
Conductor cross section solid max.	16 mm ²
Conductor cross section stranded min.	0.5 mm ²
Conductor cross section stranded max.	10 mm ²
Conductor cross section AWG/kcmil min.	20
Conductor cross section AWG/kcmil max	6
Stripping length	10 mm

Signaling

Output description	Power OK
Status display	LED "Power OK" green
Note on status display	Power OK: LED permanently lit
Conductor cross section solid min.	0.2 mm ²
Conductor cross section solid max.	4 mm ²
Conductor cross section stranded min.	0.2 mm ²
Conductor cross section stranded max.	2.5 mm ²
Conductor cross section AWG/kcmil min.	24
Conductor cross section AWG/kcmil max	12
Tightening torque, min	0.5 Nm
Tightening torque max	0.6 Nm
Screw thread	M3
Output name	floating
Output description	Alarm
Maximum switching voltage	≤ 30 V AC/DC
Continuous load current	≤ 1 A
Status display	LED red
Note on status display	Alarm: LED permanently lit
Output name	floating
Output description	Battery Charge
Maximum switching voltage	≤ 30 V AC/DC
Continuous load current	≤ 1 A
Status display	LED yellow, flashing
Note on status display	Battery charge: LED flashing
Output name	floating
Output description	Battery Mode
Type of signaling	LED, relay contact

Uninterruptible power supply - QUINT-DC-UPS/24DC/40 - 2866242

Technical data

Signaling

Maximum switching voltage	≤ 30 V AC/DC
Continuous load current	≤ 1 A
Status display	Yellow LED
Note on status display	Battery mode: LED permanently lit

classifications

eCl@ss

eCl@ss 4.0	27040603
eCl@ss 4.1	27040603
eCl@ss 5.0	27040603
eCl@ss 5.1	27040603
eCl@ss 6.0	27040603
eCl@ss 7.0	27040603
eCl@ss 8.0	27040603

ETIM

ETIM 2.0	EC000382
ETIM 3.0	EC000382
ETIM 4.0	EC000382
ETIM 5.0	EC000382


UNSPSC

UNSPSC 6.01	30211510
UNSPSC 7.0901	39121011
UNSPSC 11	39121011
UNSPSC 12.01	39121011
UNSPSC 13.2	39121011

approvals






UL Listed / cUL Listed / cULus Listed / UL Recognized / UL Listed / cUL Recognized / GOST / cUL Listed / GL / DNV / cULus Recognized / cULus Listed /

Approval details



Uninterruptible power supply - QUINT-DC-UPS/24DC/40 - 2866242

approvals



accessories

Assembly adapter

Uninterruptible power supply - QUINT-DC-UPS/24DC/40 - 2866242 accessories

UWA 182/52 - 2938235



QUINT-PS-ADAPTERS7/2 - 2938206



Mounting rail adapter

UTA 107 - 2853983



Battery unit

QUINT-BAT/24DC/ 3.4AH - 2866349

QUINT-BAT/24DC/ 7.2AH - 2866352



Uninterruptible power supply - QUINT-DC-UPS/24DC/40 - 2866242

accessories

QUINT-BAT/24DC/12AH - 2866365



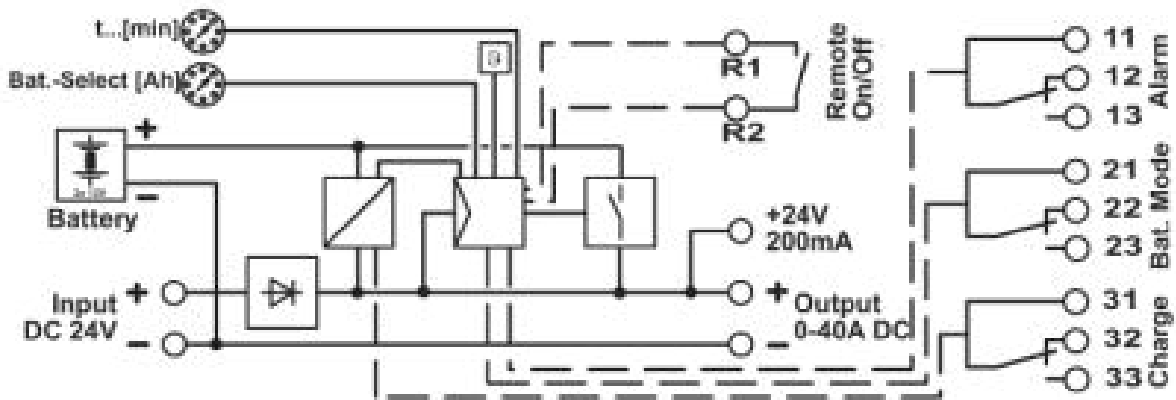
Fuse

SI FORM C 25 A DIN 72581 - 0913757



Drawings

Block diagram



Uninterruptible power supply - QUINT-DC-UPS/24DC/40 - 2866242

Diagram

