

Cable - FLK 50/EZ-DR/D37SUB/200/X81-I - 2302667

Please be informed that the data shown in this PDF Document is generated from our Online Catalog. Please find the complete data in the user's documentation. Our General Terms of Use for Downloads are valid (<http://download.phoenixcontact.com>)



System cable for Mitsubishi Electric MELSEC Q X81, MELSEC A1S X81, MELSEC A AX82, cable length 2.0 m

Key commercial data

package_quantity	1
GTIN	4017918910303

Technical data

General

Nominal voltage U_N	< 50 V AC
Nominal voltage U_N	60 V DC
Max. current carrying capacity per path	1 A
Max. conductor resistance	0.16 Ω/m
Length of cable	2 m
Single wire, cross section	0.14 mm ²
AWG	26
Conductor construction: Number of litz wires:	7
Single wire, material	Cu tin-plated
External diameter	10.5 mm
Shielding	no

Environmental conditions

Ambient temperature (operation)	-20 °C ... 50 °C
Ambient temperature (storage/transport)	-20 °C ... 70 °C
Flame resistance	IEC 60332-1

Connector, module side

Number of positions	50
Connectors	IDC/FLK socket strip (2.54 mm)
Number of plugs	1

Connector, controller side

Number of positions	37
Connectors	D-SUB socket strip
Number of plugs	1

Cable - FLK 50/EZ-DR/D37SUB/200/X81-I - 2302667

Technical data

Supported controller

Controller	MITSUBISHI MELSEC Q
- suitable I/O card	QX81

classifications

eCl@ss

eCl@ss 4.0	27060306
eCl@ss 4.1	27060306
eCl@ss 5.0	27061801
eCl@ss 5.1	27061801
eCl@ss 6.0	27061801
eCl@ss 7.0	27061801
eCl@ss 8.0	27061801

ETIM

ETIM 2.0	EC000993
ETIM 3.0	EC000237
ETIM 4.0	EC000237
ETIM 5.0	EC000237



UNSPSC

UNSPSC 6.01	26121620
UNSPSC 7.0901	26121620
UNSPSC 11	26121620
UNSPSC 12.01	26121620
UNSPSC 13.2	26121620

approvals

UL Recognized / cUL Recognized / cULus Recognized /

Approval details



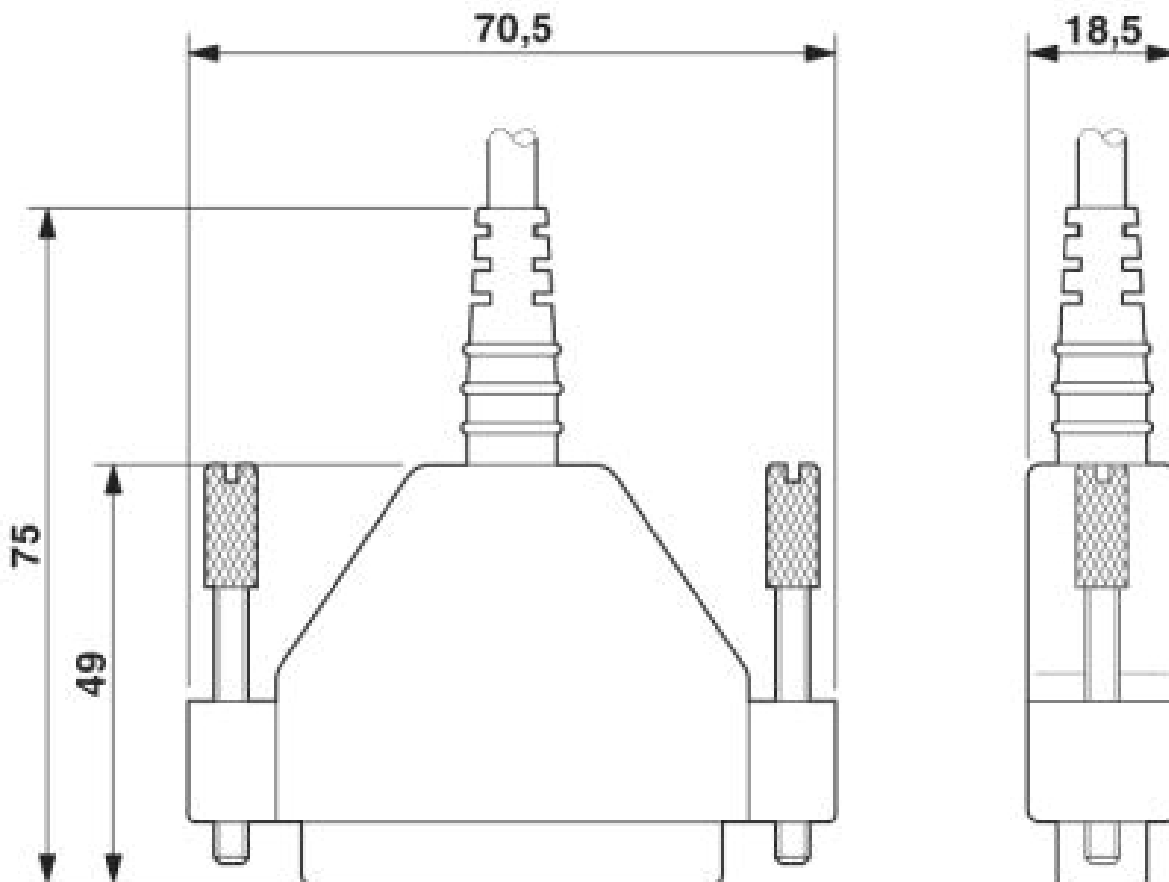
Cable - FLK 50/EZ-DR/D37SUB/200/X81-I - 2302667

approvals

cULus Recognized  US

Drawings

Dimensioned drawing



© Phoenix Contact 2014 - all rights reserved
<http://www.phoenixcontact.com>