

Contact insert - HC-BB 32-EBUC - 1687477

Please be informed that the data shown in this PDF Document is generated from our Online Catalog. Please find the complete data in the user's documentation. Our General Terms of Use for Downloads are valid (<http://download.phoenixcontact.com>)



HEAVYCON female insert, BB32 series, 32-pos., crimp connection

Key commercial data

package_quantity	1
GTIN	4017918613914

Technical data

General

Note	For HC-B16 housing, crimp contacts CK 2,5-ED (crimp contacts not included in scope of supply)
Connection method	Crimp connection
Pollution degree	3
Surge voltage category	III
Number of positions	32+PE
Insertion/withdrawal cycles	≥ 500
Type	B16
Connection in acc. with standard	IEC / EN
Conductor cross section	0.5 mm ² ... 4 mm ²
Connection cross section AWG	20 ... 12
Stripping length of the individual wire	7.5 mm
Assembly instructions	- Housing heights of h ≥ 72 mm are recommended when there is a high number of wires.
Connection	Connectors may be plugged in only when there is no load/voltage.

Ambient conditions

Ambient temperature (operation)	-40 °C ... 125 °C (including heating up of contacts)
---------------------------------	--

Material data

Inflammability class according to UL 94	V0
Contact material	Copper alloy
Contact surface material	Ag (alternatively Au)
Contact carrier material	PC

Electrical characteristics

Rated voltage (III/3)	500 V
-----------------------	-------

Contact insert - HC-BB 32-EBUC - 1687477

Technical data

Electrical characteristics

Rated surge voltage	6 kV
Rated current	16 A

classifications

eCl@ss

eCl@ss 4.0	27140816
eCl@ss 4.1	27140816
eCl@ss 5.0	27143424
eCl@ss 5.1	27143424
eCl@ss 6.0	27261205
eCl@ss 7.0	27440207
eCl@ss 8.0	27440207

ETIM

ETIM 2.0	EC000438
ETIM 3.0	EC000438
ETIM 4.0	EC000438
ETIM 5.0	EC000438


UNSPSC

UNSPSC 6.01	30211923
UNSPSC 7.0901	39121522
UNSPSC 11	39121522
UNSPSC 12.01	39121522
UNSPSC 13.2	39121522

approvals

CSA / UL Recognized / GOST /

Approval details

	
Nominal voltage UN	600 V
Nominal current IN	16 A
mm ² /AWG/kcmil	20-12

Contact insert - HC-BB 32-EBUC - 1687477

approvals

UL Recognized 

GOST 

accessories

Mounting material

HC-B-PES - 1604997



HC-B-3PE - 1644326



HC-B-ZG - 1685327



HC-B-ZS - 1685330



Coding element

Contact insert - HC-BB 32-EBUC - 1687477

accessories

HC-CBU - 1676860



HC-CB - 1772722



HC-CST - 1676857



CK2,5-ED-BB - 1584693



Plug assembly frame

HC-SMR-B16 - 1687972



Plug mounting plate

Contact insert - HC-BB 32-EBUC - 1687477

accessories

HC-SMP 125-B16-AMQ - 1660973



Adapter plate

HC-B 24-ADP-B 16-GY - 1660449



Docking frame

HC-B 16-ANDOCK - 1586138



Assembly tool

CK2,5-EWZ - 1662722



Crimping tool

CRIMPFOX-1,6/2,5-ED-4,0 - 1687419



Contact insert - HC-BB 32-EBUC - 1687477

accessories

Crimp contact

CK2,5-ED-0,50BU AG - 1663640



CK2,5-ED-0,75BU AG - 1663653



CK2,5-ED-1,00BU AG - 1663666



CK2,5-ED-1,50BU AG - 1663679



CK2,5-ED-2,50BU AG - 1663682



Contact insert - HC-BB 32-EBUC - 1687477

accessories

CK2,5-ED-3,00BU AG - 1663695



CK2,5-ED-4,00BU AG - 1663705



CK2,5-ED-0,50BU AU - 1674859



CK2,5-ED-1,00BU AU - 1674833



CK2,5-ED-1,50BU AU - 1674820



CK2,5-ED-2,50BU AU - 1674862



Contact insert - HC-BB 32-EBUC - 1687477

accessories

CK2,5-ED-4,00BU AU - 1674846



accessories

CK2,5-ED-0,37BU AG - 1585634



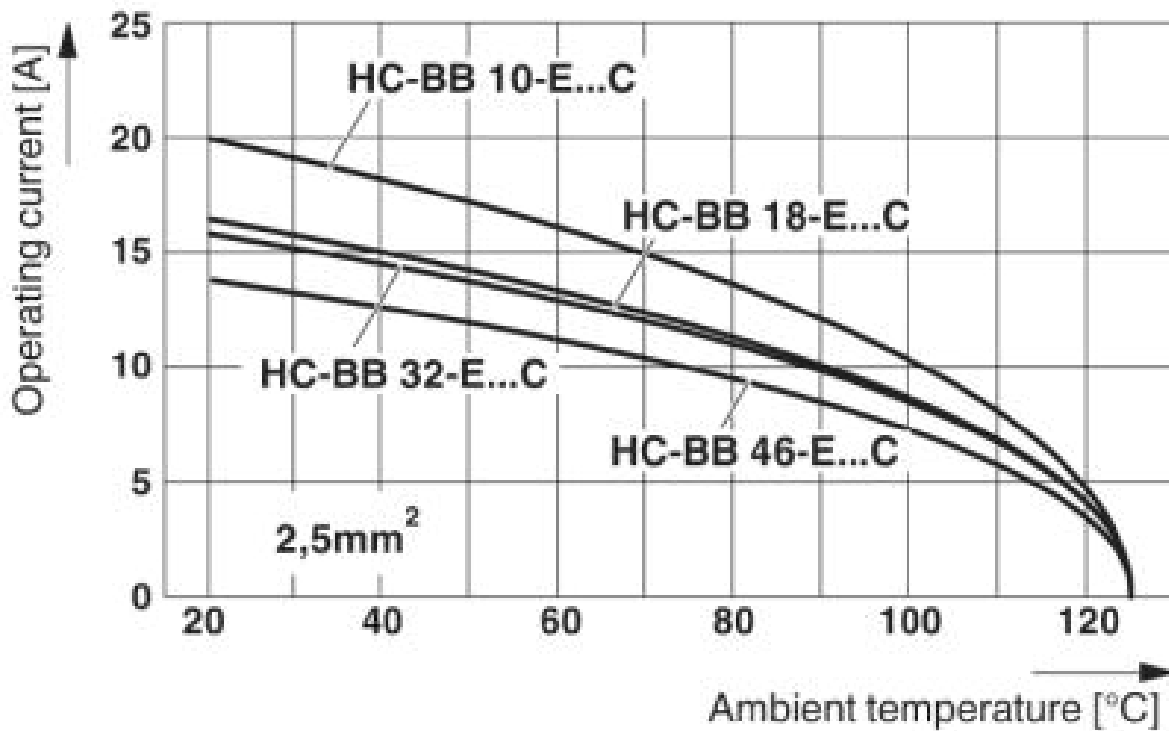
CK2,5-ED-0,37BU AU - 1585647



Drawings

Contact insert - HC-BB 32-EBUC - 1687477

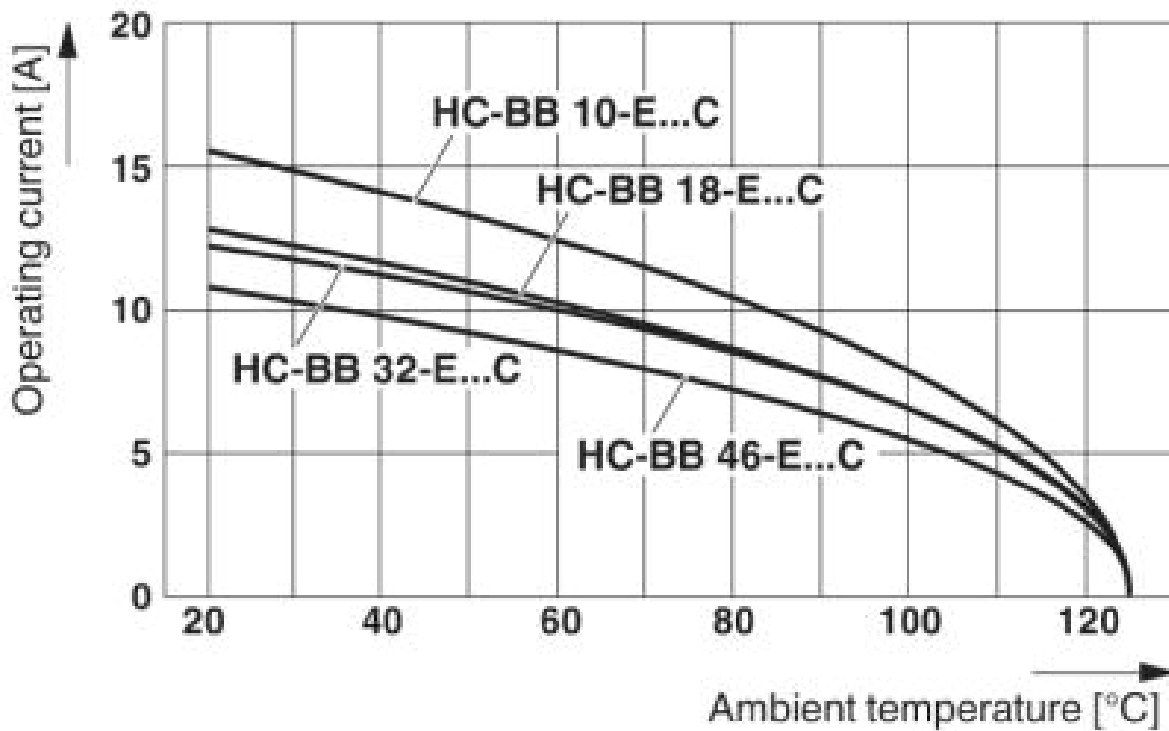
Diagram



Derating diagram: Conductor cross section 2.5 mm²

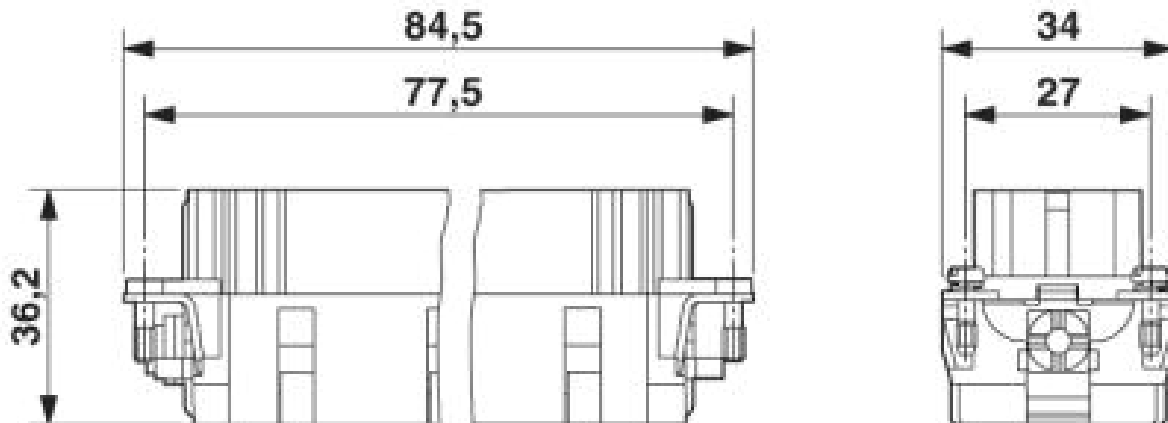
Contact insert - HC-BB 32-EBUC - 1687477

Diagram



Derating diagram: Conductor cross section 1.5 mm²

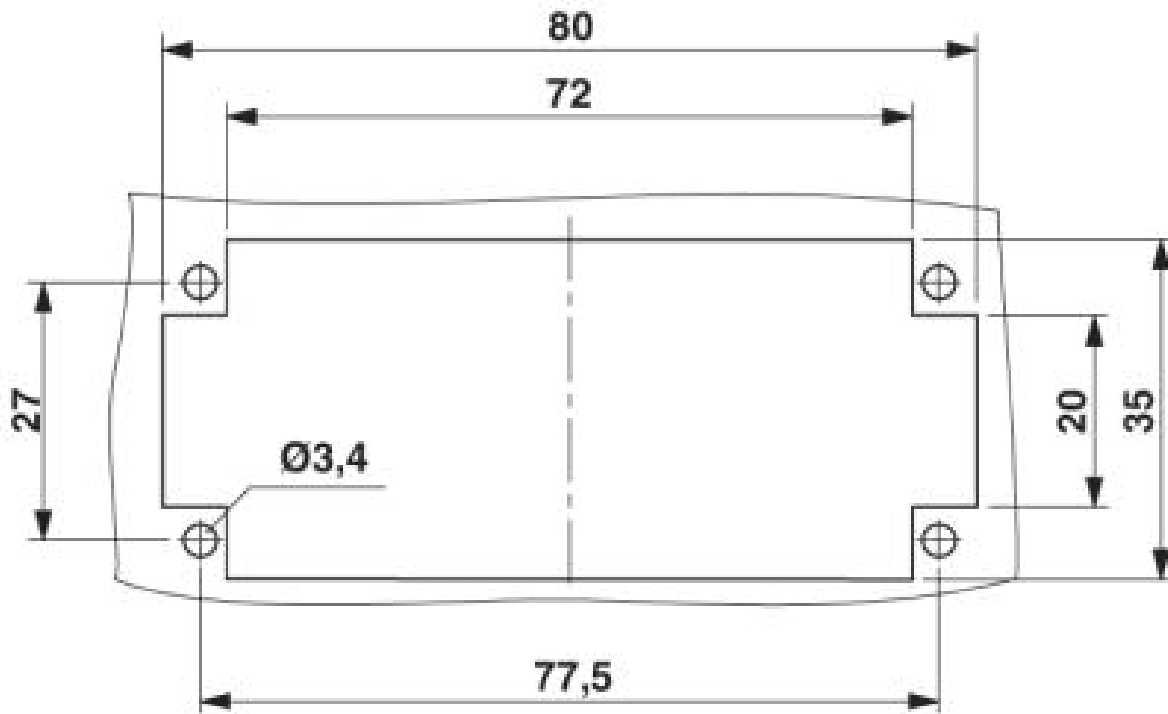
Dimensioned drawing



Female insert

Contact insert - HC-BB 32-EBUC - 1687477

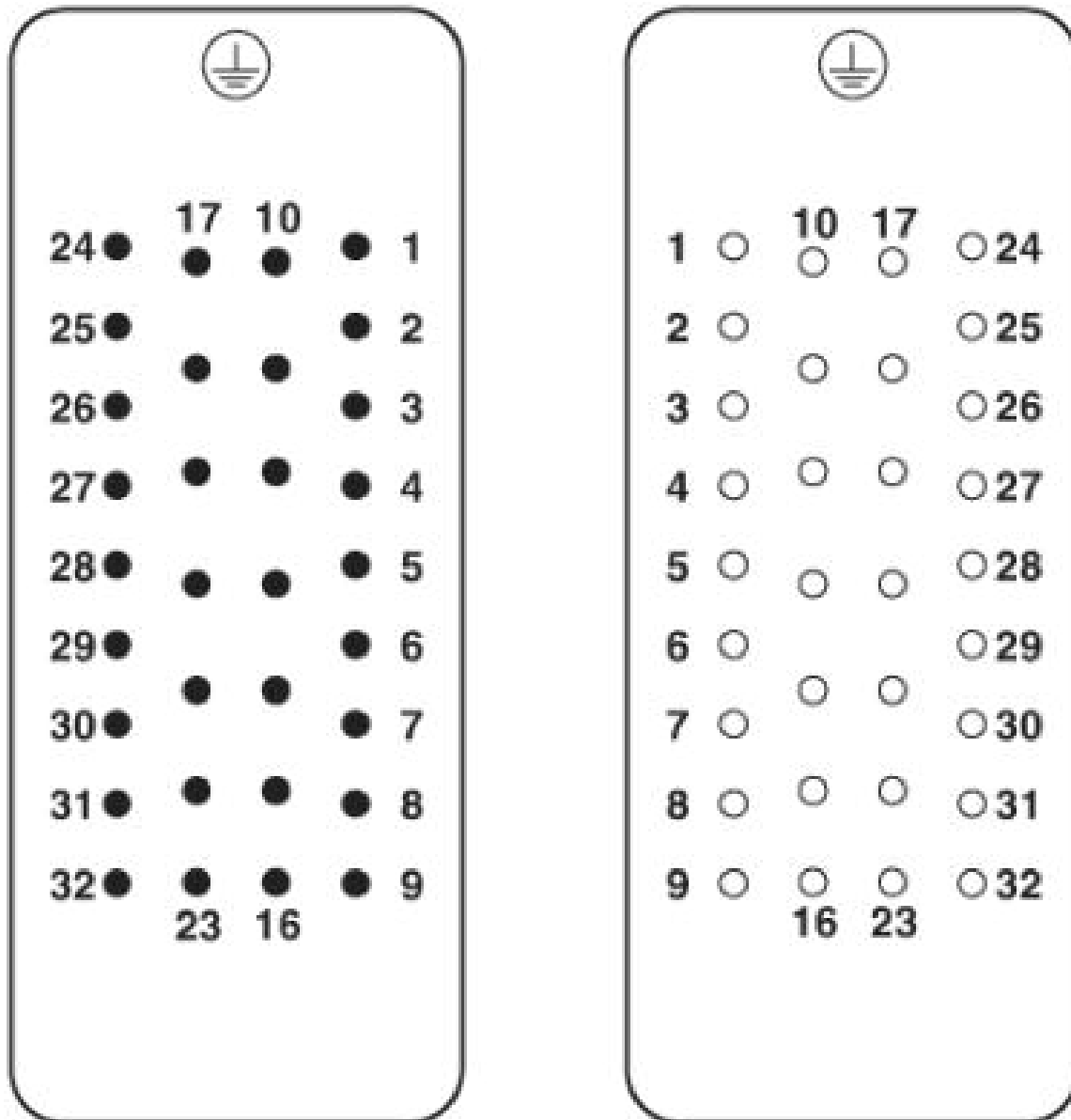
Dimensioned drawing



Panel cutout

Contact insert - HC-BB 32-EBUC - 1687477

Schematic diagram



Connector pin assignment: Left pin - right socket

© Phoenix Contact 2014 - all rights reserved
<http://www.phoenixcontact.com>