

# Housing - HC-B 10-TMS-100/O1STM25S-STA - 1690082

Please be informed that the data shown in this PDF Document is generated from our Online Catalog. Please find the complete data in the user's documentation. Our General Terms of Use for Downloads are valid (<http://download.phoenixcontact.com>)



HEAVYCON ADVANCE standard powder-coated sleeve housing B10, with screw locking, height 100 mm, with 1xM25 thread, lateral cable outlet

## Key commercial data

package_quantity	10
GTIN	4017918822217

## Technical data

### Dimensions

Height	100 mm
Width	57 mm
Length	105 mm
Length of the assembly cutout	65 mm
Width of the assembly cutout	35 mm

### Ambient conditions

Degree of protection of housing (IP)	IP66
Degree of protection of housing (IP)	IP68 (0.2 bar 24 h)
Degree of protection of housing (IP)	IP69K
Degree of protection of housing (NEMA)	4 (UL50e / NEMA 250)
Degree of protection of housing (NEMA)	4X (UL50e / NEMA 250)
Degree of protection of housing (NEMA)	6P (UL50e / NEMA 250)
Degree of protection of housing (NEMA)	12 (UL50e / NEMA 250)
Ambient temperature (operation)	-40 °C ... 125 °C

### General

Note	For contact inserts HC-B10, BB18, DD42, M, K8/24
Type	B10
Housing type	Sleeve housings
Locking type	Screw locking
Torque	3 Nm (Locking screw)
Fixing screws	M6
No. of cable exits	1
Cable exit	Lateral
Screw connection	none

# Housing - HC-B 10-TMS-100/O1STM25S-STA - 1690082

## Technical data

### General

<b>Type of the screw connection</b>	1x M25
<b>Housing material</b>	Aluminum die-cast
<b>Housing surface material</b>	Powder-coated, gray
<b>Seal material</b>	NBR
<b>Material lock</b>	High-grade steel
<b>Assembly instructions</b>	In order to guarantee that the ground conductor contact functions even when plugged in at an angle, the two panel mounting flanges must have sufficient electrical contact with the metal mounting panel.
<b>Connection</b>	Tightening torque of locking screw: 3 Nm.

## classifications

### eCl@ss

<b>eCl@ss 4.0</b>	27140816
<b>eCl@ss 4.1</b>	27140816
<b>eCl@ss 5.0</b>	27371205
<b>eCl@ss 5.1</b>	27371205
<b>eCl@ss 6.0</b>	27371205
<b>eCl@ss 7.0</b>	27371205
<b>eCl@ss 8.0</b>	27371205

### ETIM

<b>ETIM 2.0</b>	EC000437
<b>ETIM 3.0</b>	EC000437
<b>ETIM 4.0</b>	EC000437
<b>ETIM 5.0</b>	EC000437


### UNSPSC

<b>UNSPSC 6.01</b>	31261502
<b>UNSPSC 7.0901</b>	31261502
<b>UNSPSC 11</b>	31261502
<b>UNSPSC 12.01</b>	31261502
<b>UNSPSC 13.2</b>	31261502

## approvals

GOST /

### Approval details


---

# Housing - HC-B 10-TMS-100/O1STM25S-STA - 1690082

accessories

## Panel mounting flange

HC-B-AF - 1686533



HC-B-AF-SET - 1604638



## Protective cover

HC-B 10-TMS-SD-IP50 - 1690749



HC-B 10-TMS-SD-IP65 - 1690781



## Full screw connection

HC-K-KV-M25(11-17) - 1690639



# Housing - HC-B 10-TMS-100/O1STM25S-STA - 1690082

accessories

HC-M-KV-M25(11-16) - 1690574

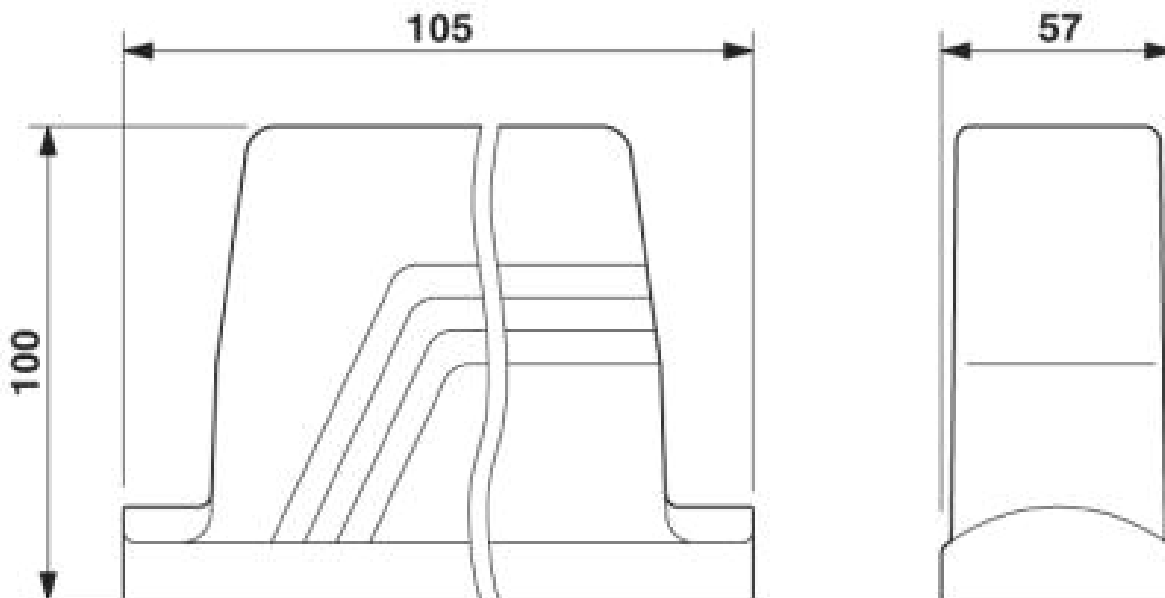


HC-M-KV-M25(14-21) - 1646007



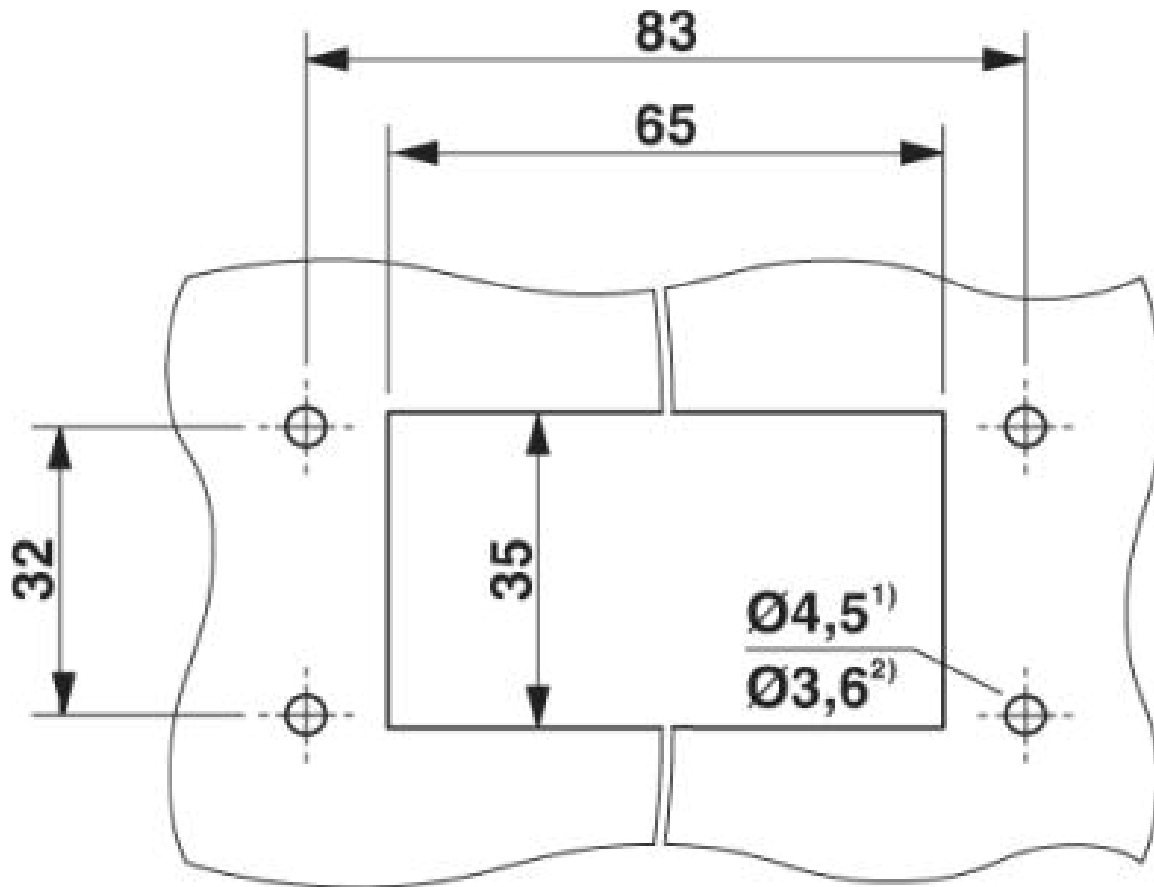
## Drawings

Dimensioned drawing



# Housing - HC-B 10-TMS-100/O1STM25S-STA - 1690082

Dimensioned drawing



Panel cutout<sup>2)</sup> When self-tapping screws are used (Torx® 20, M4)

© Phoenix Contact 2014 - all rights reserved  
<http://www.phoenixcontact.com>